



Board of Commissioners  
Regular Business Meeting  
910 N Gary Ave  
Premier Room

**August 14, 2023**

**6:00pm**

- 1. Call To Order**
- 2. Roll Call – Pledge of Allegiance**
- 3. Listening Post**
- 4. Changes or Additions to the Agenda**
- 5. Consent Agenda**

All items listed are included in the Consent Agenda. There will be no separate discussion of these items. Members of the public may petition in writing that an item be removed from the Consent Agenda.

  - A. Approval: Regular Minutes: July 10, 2023
  - B. Ratify: June 2023 Bills
  - C. Ratify: July 2023 Bills
  - D. Ratify: Second Quarter Treasurers Report
- 6. Discussion Items**
  - A. Capital Improvement Plan – Second Quarter 2023
  - B. Park Hop & Review
  - C. Weekly Happenings (oral)
- 7. Action Items**
- 8. Closed Session**
  - A. Section 2(c)(11) Pending or Potential Litigation
- 9. Action Pertaining to Closed Session**
- 10. Adjournment**



**Board of Commissioners**  
**Regular Meeting**  
**July 10, 2023**  
**6:00pm**

<b>Call to Order</b>	Commissioner Gramann called the meeting to order at 6:00 pm.								
<b>Roll Call/Pledge of Allegiance</b>	<p>Present: Commissioners Powers, Sokolowski, Gramann, Bird and Witteck.          Absent: Commissioners Jeffery, Del Preto.          Staff: Executive Director Reuter, Deputy Director Rini, Director Hamilton, Superintendents Adamson and Scumaci, and Division Manager Kenny.</p>								
<b>Listening Post</b>	<p>Board Vice President Sokolowski read a Resolution in Appreciation for the work Executive Director Reuter completed during his nine years of service. A lifetime membership to Fountain View Fitness and Coral Cove Water Park was awarded, a gift was presented and cake was served. Carol Stream Parks Foundation representatives were in attendance and thanked Reuter for his leadership and all he's done to help. Reuter thanked the Commissioners and staff for all the love and support.</p>								
<b>Changes to the Agenda</b>	None								
<b>Consent Agenda</b>	<p>Commissioner Sokolowski made a motion to accept the consent agenda as read. Seconded by Commissioner Bird. Voice Vote. All in favor.</p> <p style="padding-left: 40px;">A. Approval: Regular Minutes: June 12, 2023          B. Approval: Special Minutes: June 26, 2023</p> <p>Commissioner Witteck made a motion to approve the consent agenda as read. Seconded by Commissioner Powers. Voice Vote. All in favor. Motion approved.</p> <p>Roll Call Vote:</p> <table style="width: 100%; border: none;"> <tr> <td style="width: 50%;">Commissioner Bird: Aye</td> <td style="width: 50%;">Commissioner Powers: Aye</td> </tr> <tr> <td>Commissioner Del Preto: Absent</td> <td>Commissioner Sokolowski: Aye</td> </tr> <tr> <td>Commissioner Gramann: Aye</td> <td>Commissioner Witteck: Aye</td> </tr> <tr> <td>Commissioner Jeffery: Absent</td> <td></td> </tr> </table> <p>Motion Passes 5-0-2</p>	Commissioner Bird: Aye	Commissioner Powers: Aye	Commissioner Del Preto: Absent	Commissioner Sokolowski: Aye	Commissioner Gramann: Aye	Commissioner Witteck: Aye	Commissioner Jeffery: Absent	
Commissioner Bird: Aye	Commissioner Powers: Aye								
Commissioner Del Preto: Absent	Commissioner Sokolowski: Aye								
Commissioner Gramann: Aye	Commissioner Witteck: Aye								
Commissioner Jeffery: Absent									
<b>Discussion Items</b>	<p>A. Weekly Happenings</p> <ul style="list-style-type: none"> <li>• Commissioner Sokolowski met with Deputy Director Rini this afternoon; he asked that she follow up on the Coral Cove Water Park incidents with the rest of the Board. Deputy Director Rini gave an update of recent incidents including steps taken and future steps with police, CSPD and JEM staff.</li> <li>• Commissioner Powers asked if Community Park project will be completed by the October deadline. Executive Director Reuter and Deputy Director Rini</li> </ul>								

	<p>both confirmed that the general contractor has assured us that they will finish on time.</p> <ul style="list-style-type: none"> <li>• Commissioner Bird offered his thanks and compliments to CSPD Staff Pam Falco regarding the Independence Day parade.</li> <li>• Commissioner Witteck said that the Marketing Department is doing a great job with social media posts of the parade and all CSPD events.</li> <li>• Commissioner Sokolowski also thanked staff for quickly addressing a resident concern about the Bierman Park gazebo light being out.</li> </ul>
<p><b>Action Items</b></p>	<p>A. Approval: Walter Park Playground Design          Director Hamilton said the Parks &amp; Facilities Committee met on June 22 to review playground design options. This playground design is a result of their review and recommendation. No public bid is needed for this product because it is assigned government pricing via a national purchasing program (HGAC). The District enrolled in HGAC in 2021 to take advantage of product pricing within the program. Purchasing ourselves, not through the general contractor who will perform the park renovation and playground installation, saves the Park District approximately 7-10% of the purchase price. Cost of Playground: \$75,608.          Commissioner Sokolowski made a motion to approve the purchase of playground equipment for Walter Park in the amount of \$75,608 from NuToys Leisure Products from Westchester. Seconded by Commissioner Bird. Voice Vote. All in favor. Motion approved 5-0-2.</p> <p>B. Approval: Board Officers Update          Commissioner Powers made a motion to name Sue Rini the Board Secretary and Lisa Scumaci as the Board Treasurer effective July 22, 2023. Seconded by Commissioner Witteck.</p> <p>Roll Call Vote:          Commissioner Bird: Aye          Commissioner Del Preto: Absent          Commissioner Gramann: Aye          Commissioner Jeffery: Absent          Commissioner Powers: Aye          Commissioner Sokolowski: Aye          Commissioner Witteck: Aye          Motion Passes 5-0-2</p> <p>C. Approval: Affiliate Agreement with Carol Stream Panthers Soccer Association          This new agreement would cover the 2023-2024 season for CSPSC. This agreement has been updated to include some additional PDRMA requirements and to clarify facility needs for both entities.          Commissioner Sokolowski made a motion to approve the 2023-2024 affiliate agreement with the Carol Stream Panther Soccer Club, subject to a change to Section II, item 13 of, "...5pm-9pm on weekdays unless otherwise authorized by the Park District...." Seconded by Commissioner Bird. Voice Vote. Commissioner Powers-Opposed Motion Approved 4-1-2.</p> <p>D. Approval: Affiliate Agreement with Carol Stream Youth Travel Basketball Association</p>



	<p>This new agreement would cover the 2023-2024 season for CSYTBA. This agreement has been updated to include some additional PDRMA requirements and to clarify facility needs for both entities.</p> <p>Commissioner Powers made a motion to approve the 2023-2024 affiliate agreement with the Carol Stream Youth Travel Basketball Association. Seconded by Commissioner Witteck. Voice Vote. All in favor. Motion approved 5-0-2.</p>
<b>Closed Session</b>	None
<b>Action Pertaining to Closed Session</b>	None
<b>Adjournment</b>	Commissioner Powers made a motion to adjourn the meeting. Seconded by Commissioner Witteck. Voice Vote taken. All in favor. Motion approved. Meeting adjourned at 6:52pm.

\_\_\_\_\_  
 President  
 Jacqueline Jeffery

\_\_\_\_\_  
 Secretary  
 Sue Rini

August 14, 2023  
 Date

Motion:

Make a motion to ratify bills as presented in the Accounts Payable Voucher List for June 2023.

Lisa Acumaci  
(Treasurer)

8/8/2023  
(Date)

Carol Stream Park District  
Accounts Payable Voucher List  
June 2023

Presented to the  
Board of Commissioners  
August 14, 2023

A C C O U N T S P A Y A B L E  
O P E N I T E M R E P O R T  
S U M M A R Y

VENDOR	----- VENDOR NAME -----	PO	TYPE	INV NO#	INV DT	POST DT	1099	GROSS AMT	PAYMENTS	CHECK#	CHECK DT	-----BALANCE---
01-000044	PDRMA	23-44454	INV	0523070	5/31/23	6/09/23	N	10,570.29	10,570.29-	001297	6/09/23	0.00
							** TOTALS **	10,570.29	10,570.29-			0.00
01-000049	FLEXIBLE BENEFIT SRV CRP	23-44573	INV	854609335711	6/05/23	6/23/23	N	50.00	50.00-	001306	6/23/23	0.00
		23-44942	INV	Flex Claims 5/23	6/01/23	6/09/23	N	449.69	449.69-	001296	6/09/23	0.00
							** TOTALS **	499.69	499.69-			0.00
01-000078	BENJAMIN SCHOOL DIST. 25	23-44466	INV	IGA 6/23	6/01/23	6/09/23	N	795.00	795.00-	107408	6/09/23	0.00
							** TOTALS **	795.00	795.00-			0.00
01-000179	PLERUS	23-44896	INV	4538	5/16/23	6/02/23	Y	5,191.00	5,191.00-	107384	6/02/23	0.00
							** TOTALS **	5,191.00	5,191.00-			0.00
01-000243	JEFF ELLIS MANAGEMENT, LLC	23-44443	INV	2011228	6/01/23	6/02/23	Y	8,006.90	8,006.90-	001290	6/02/23	0.00
		23-44643	INV	2011232	6/01/23	6/02/23	Y	63,280.47	63,280.47-	001290	6/02/23	0.00
		23-44880	INV	2011258	5/18/23	6/02/23	Y	470.38	470.38-	001290	6/02/23	0.00
		23-44635	INV	2011262	6/01/23	6/02/23	Y	33,715.46	33,715.46-	001290	6/02/23	0.00
		23-44435	INV	2011263	6/01/23	6/02/23	Y	3,666.72	3,666.72-	001290	6/02/23	0.00
							** TOTALS **	109,139.93	109,139.93-			0.00
01-000294	GLENBARD NORTH HIGH SCHOOL	23-44951	INV	05/19-05/20	6/01/23	6/09/23	N	831.00	831.00-	107418	6/09/23	0.00
							** TOTALS **	831.00	831.00-			0.00
01-000353	HALOGEN SUPPLY CO.	23-44860	INV	00596188	5/15/23	6/02/23	N	610.27	610.27-	107374	6/02/23	0.00
							** TOTALS **	610.27	610.27-			0.00
01-000370	CITI CARDS	23-44938	INV	1031466650	5/22/23	6/23/23	N	255.24	255.24-	001305	6/23/23	0.00
							** TOTALS **	255.24	255.24-			0.00
01-000497	MENARDS	23-44998	INV	14966	6/10/23	6/30/23	N	13.98	13.98-	107508	6/30/23	0.00
							** TOTALS **	13.98	13.98-			0.00
01-000508	MIDWEST GROUNDCOVERS	23-44979	INV	809555	5/18/23	6/16/23	N	310.30	310.30-	107440	6/16/23	0.00
							** TOTALS **	310.30	310.30-			0.00
01-000635	RENTAL MAX LLC	23-44978	INV	588965-8	5/18/23	6/16/23	N	182.67	182.67-	107443	6/16/23	0.00
							** TOTALS **	182.67	182.67-			0.00

A C C O U N T S   P A Y A B L E  
O P E N   I T E M   R E P O R T  
S U M M A R Y

VENDOR	---- VENDOR NAME -----	PO	TYPE	INV NO#	INV DT	POST DT	1099	GROSS AMT	PAYMENTS	CHECK#	CHECK DT	----BALANCE---
01-000711	SPRING-GREEN LAWN CARE	23-44935	INV	SPRING 2023	5/22/23	6/16/23	N	8,736.75	8,736.75-	107445	6/16/23	0.00
							** TOTALS **	8,736.75	8,736.75-			0.00
01-000729	SUBURBAN TIRE	23-44895	INV	643612	5/15/23	6/09/23	N	174.12	174.12-	107426	6/09/23	0.00
							** TOTALS **	174.12	174.12-			0.00
01-000789	VILLAGE OF CAROL STREAM	23-44973	INV	7642	6/05/23	6/16/23	N	255.00	255.00-	107450	6/16/23	0.00
		23-44943	INV	Dog License 5/23	6/01/23	6/09/23	N	18.00	18.00-	107429	6/09/23	0.00
							** TOTALS **	273.00	273.00-			0.00
01-000790	VILLAGE OF CAROL STREAM	23-44959	INV	02009677	6/01/23	6/23/23	N	18.35	18.35-	001309	6/23/23	0.00
		23-44959	INV	02010492	6/01/23	6/23/23	N	33.95	33.95-	001309	6/23/23	0.00
		23-44959	INV	02010493	6/01/23	6/23/23	N	305.53	305.53-	001309	6/23/23	0.00
		23-44959	INV	02013528	6/01/23	6/23/23	N	5.57	5.57-	001309	6/23/23	0.00
		23-44959	INV	02014928	6/01/23	6/23/23	N	712.66	712.66-	001309	6/23/23	0.00
		23-44959	INV	02015045	6/01/23	6/23/23	N	1,283.39	1,283.39-	001309	6/23/23	0.00
		23-44959	INV	02015082	6/01/23	6/23/23	N	1,684.07	1,684.07-	001309	6/23/23	0.00
		23-44959	INV	02015094	6/01/23	6/23/23	N	1.49	1.49-	001309	6/23/23	0.00
		23-44959	INV	02015114	6/01/23	6/23/23	N	9.24	9.24-	001309	6/23/23	0.00
		23-44959	INV	02015118	6/01/23	6/23/23	N	1.19	1.19-	001309	6/23/23	0.00
		23-44959	INV	02015235	6/01/23	6/23/23	N	1,027.55	1,027.55-	001309	6/23/23	0.00
							** TOTALS **	5,082.99	5,082.99-			0.00
01-000812	WDSRA	23-44975	INV	23-24MemberDues#1	6/01/23	6/16/23	N	154,330.00	154,330.00-	001302	6/16/23	0.00
		23-44974	INV	Inclusn4/1-4/30/23	4/30/23	6/16/23	N	6,378.30	6,378.30-	001302	6/16/23	0.00
							** TOTALS **	160,708.30	160,708.30-			0.00
01-000819	WHEATON PARK DISTRICT	23-44957	INV	2023-042	5/26/23	6/16/23	N	416.00	416.00-	107451	6/16/23	0.00
							** TOTALS **	416.00	416.00-			0.00
01-000831	WINFIELD PARK DISTRICT	23-44956	INV	ED 5/23	5/31/23	6/16/23	N	252.00	252.00-	107452	6/16/23	0.00
		23-44910	INV	FCA YTH BB 5/15-21	5/25/23	6/09/23	N	2,530.00	2,530.00-	107430	6/09/23	0.00
							** TOTALS **	2,782.00	2,782.00-			0.00
01-000840	YOUNG REMBRANDT'S	23-44955	INV	2090	3/21/23	6/16/23	N	300.00	300.00-	107453	6/16/23	0.00
		23-44952	INV	2120	5/22/23	6/16/23	N	300.00	300.00-	107454	6/16/23	0.00
							** TOTALS **	600.00	600.00-			0.00
01-000874	LANDSCAPE MATERIAL	23-44928	INV	27668	5/18/23	6/09/23	N	1,300.00	1,300.00-	107421	6/09/23	0.00

A C C O U N T S   P A Y A B L E  
O P E N   I T E M   R E P O R T  
S U M M A R Y

VENDOR	PO	TYPE	INV NO#	INV DT	POST DT	1099	GROSS AMT	PAYMENTS	CHECK#	CHECK DT	---BALANCE---
01-000874	LANDSCAPE MATERIAL      ** CONTINUED **										
	23-45004	INV	29697	6/02/23	6/23/23	N	915.00	915.00-	107490	6/23/23	0.00
	23-45003	INV	30740	6/09/23	6/23/23	N	1,400.00	1,400.00-	107490	6/23/23	0.00
				** TOTALS **			3,615.00	3,615.00-			0.00
01-000949	CHICAGO BACKFLOW, INC.										
	23-44915	INV	381204	5/26/23	6/09/23	N	203.96	203.96-	107413	6/09/23	0.00
				** TOTALS **			203.96	203.96-			0.00
01-001061	IL DEPT. OF AGRICULTURE										
	23-44870	INV	005CF4 PIN:106317	5/16/23	6/02/23	N	45.00	45.00-	107376	6/02/23	0.00
				** TOTALS **			45.00	45.00-			0.00
01-001085	ILL DEPT OF REVENUE										
	23-44972	INV	ST-1 MAY 2023	6/01/23	6/16/23	N	4,106.00	4,106.00-	001298	6/16/23	0.00
				** TOTALS **			4,106.00	4,106.00-			0.00
01-001165	GOLD MEDAL										
	23-44864	INV	401909	5/10/23	6/02/23	N	334.60	334.60-	107373	6/02/23	0.00
				** TOTALS **			334.60	334.60-			0.00
01-001252	LOWE'S										
	23-44983	INV	901346	5/30/23	6/16/23	N	27.88	27.88-	001299	6/16/23	0.00
	23-44983	INV	901588	5/24/23	6/16/23	N	113.70	113.70-	001299	6/16/23	0.00
	23-44983	INV	902860-6/6/23	6/06/23	6/16/23	N	41.42	41.42-	001299	6/16/23	0.00
				** TOTALS **			183.00	183.00-			0.00
01-001268	JAMES JAY BITTER										
		INV OFFICIAL	5/20-6/2	6/02/23	6/09/23	Y	270.00	270.00-	107410	6/09/23	0.00
		INV OFFICIAL	6/16	6/16/23	6/23/23	Y	90.00	90.00-	107480	6/23/23	0.00
		INV OFFICIAL	6/9	6/09/23	6/23/23	Y	60.00	60.00-	107480	6/23/23	0.00
				** TOTALS **			420.00	420.00-			0.00
01-001270	PAUL M. O'CONNELL										
		INV OFFICIAL	6/12	6/12/23	6/23/23	Y	120.00	120.00-	107491	6/23/23	0.00
		INV OFFICIAL	6/19	6/19/23	6/23/23	Y	120.00	120.00-	107491	6/23/23	0.00
				** TOTALS **			240.00	240.00-			0.00
01-001471	ADVANTAGE TRAILER & HITCHE										
	23-44926	INV	89514	5/25/23	6/16/23	N	3,309.82	3,309.82-	107432	6/16/23	0.00
	23-45002	INV	90518	6/05/23	6/23/23	N	14.70	14.70-	107476	6/23/23	0.00
				** TOTALS **			3,324.52	3,324.52-			0.00
01-001603	MAGIC OF GARY KANTOR										
	23-44958	INV	05/16 CLASS	5/16/23	6/16/23	Y	15.40	15.40-	107439	6/16/23	0.00
				** TOTALS **			15.40	15.40-			0.00
01-002064	G.F.O.A.										
	23-44934	INV	15896	6/01/23	6/02/23	N	460.00	460.00-	107371	6/02/23	0.00
				** TOTALS **			460.00	460.00-			0.00



A C C O U N T S P A Y A B L E  
O P E N I T E M R E P O R T  
S U M M A R Y

VENDOR	---- VENDOR NAME -----	PO	TYPE	INV NO#	INV DT	POST DT	1099	GROSS AMT	PAYMENTS	CHECK#	CHECK DT	----BALANCE---
01-002468	RESERVE ACCOUNT	23-44993	INV	PBP#14526545	6/15	6/15/23	6/23/23 N	800.00	800.00-	001308	6/23/23	0.00
							** TOTALS **	800.00	800.00-			0.00
01-002558	IPS WATERSLIDE, INC.	23-44884	INV	043023		4/30/23	6/02/23 N	500.00	500.00-	107377	6/02/23	0.00
							** TOTALS **	500.00	500.00-			0.00
01-002689	ACCESS ONE INC.	23-44798	INV	5780989		6/01/23	6/23/23 N	1,283.35	1,283.35-	001304	6/23/23	0.00
							** TOTALS **	1,283.35	1,283.35-			0.00
01-002876	PLAQUES PLUS	23-44868	INV	10515-66		5/17/23	6/02/23 N	384.04	384.04-	107383	6/02/23	0.00
		23-45021	INV	I0504-75		5/19/23	6/30/23 N	161.25	161.25-	107511	6/30/23	0.00
							** TOTALS **	545.29	545.29-			0.00
01-003091	OPTIMA PLUMBING SUPPLY LLC	23-44916	INV	486		5/23/23	6/09/23 N	70.44	70.44-	107425	6/09/23	0.00
							** TOTALS **	70.44	70.44-			0.00
01-003211	UNIVAR USA INC.	23-44881	INV	51170548		5/22/23	6/09/23 N	788.35	788.35-	107428	6/09/23	0.00
		23-44961	INV	51198842		6/01/23	6/16/23 N	4,126.33	4,126.33-	107448	6/16/23	0.00
		23-44987	INV	51227014		6/13/23	6/30/23 N	781.54	781.54-	107513	6/30/23	0.00
		23-44986	INV	51227015		6/13/23	6/30/23 N	3,844.09	3,844.09-	107513	6/30/23	0.00
							** TOTALS **	9,540.31	9,540.31-			0.00
01-003406	AIRGAS NATIONAL CARBONATIO	23-44918	INV	9138461750		5/25/23	6/02/23 N	593.47	593.47-	107363	6/02/23	0.00
							** TOTALS **	593.47	593.47-			0.00
01-003580	NCSI	23-44953	INV	33844		6/01/23	6/09/23 N	456.00	456.00-	107423	6/09/23	0.00
		23-44953	INV	33845		6/01/23	6/09/23 N	28.50	28.50-	107423	6/09/23	0.00
							** TOTALS **	484.50	484.50-			0.00
01-003700	METROPOLITAN INDUSTRIES, I	23-44395	INV	INV050666		5/15/23	6/02/23 N	20.00	20.00-	107381	6/02/23	0.00
							** TOTALS **	20.00	20.00-			0.00
01-003778	HERVAS, CONDON & BERSANI,	23-44995	INV	21110		5/31/23	6/23/23 Y	225.00	225.00-	107488	6/23/23	0.00
							** TOTALS **	225.00	225.00-			0.00
01-003792	RICHARD C. SMELKO		INV	COACH 6/5-6/15		6/15/23	6/23/23 Y	1,198.50	1,198.50-	107496	6/23/23	0.00
							** TOTALS **	1,198.50	1,198.50-			0.00

A C C O U N T S   P A Y A B L E  
O P E N   I T E M   R E P O R T  
S U M M A R Y

VENDOR	-----	VENDOR NAME	-----										
	PO	TYPE	INV NO#	INV DT	POST DT	1099	GROSS AMT	PAYMENTS	CHECK#	CHECK DT	----	BALANCE	----
01-003793			MARC HENSLEY										
		INV	COACH 6/5-6/9	6/09/23	6/23/23	Y	344.00	344.00-	107487	6/23/23		0.00	
						** TOTALS **	344.00	344.00-				0.00	
01-003924			AWARDS NETWORK										
	23-45016	INV	00107167	6/21/23	6/30/23	N	35.00	35.00-	107503	6/30/23		0.00	
	23-44911	INV	74644	5/24/23	6/16/23	N	75.00	75.00-	107433	6/16/23		0.00	
						** TOTALS **	110.00	110.00-				0.00	
01-003932			STERLING NETWORK INTEGRATI										
	23-44630	INV	04242303	4/24/23	6/16/23	N	6,039.34	6,039.34-	107446	6/16/23		0.00	
	23-44944	INV	06012317	6/01/23	6/16/23	N	1,103.90	1,103.90-	107446	6/16/23		0.00	
	23-44976	INV	06052302	6/05/23	6/16/23	N	2,392.50	2,392.50-	107446	6/16/23		0.00	
	23-44977	INV	06052307	6/06/23	6/16/23	N	3,174.00	3,174.00-	107446	6/16/23		0.00	
						** TOTALS **	12,709.74	12,709.74-				0.00	
01-003947			BHFX LLC										
	23-44925	INV	449763	5/22/23	6/09/23	Y	75.00	75.00-	107409	6/09/23		0.00	
						** TOTALS **	75.00	75.00-				0.00	
01-003955			CAROL STREAM PARKS FOUNDAT										
	23-44941	INV	Donations 5/23	6/01/23	6/09/23	N	1,321.67	1,321.67-	107412	6/09/23		0.00	
						** TOTALS **	1,321.67	1,321.67-				0.00	
01-003956			AUTOMATED LOGIC										
	23-44970	INV	454721	6/07/23	6/23/23	N	1,096.00	1,096.00-	107477	6/23/23		0.00	
						** TOTALS **	1,096.00	1,096.00-				0.00	
01-004031			OFFICIAL FINDERS, LLC										
	23-44897	INV	15346	5/14/23	6/02/23	Y	1,160.00	1,160.00-	107382	6/02/23		0.00	
	23-44897	INV	15364	5/14/23	6/02/23	Y	630.00	630.00-	107382	6/02/23		0.00	
	23-44897	INV	15452	5/14/23	6/02/23	Y	450.00	450.00-	107382	6/02/23		0.00	
	23-44898	INV	15513	5/21/23	6/02/23	Y	1,145.00	1,145.00-	107382	6/02/23		0.00	
	23-44898	INV	15514	5/21/23	6/02/23	Y	475.00	475.00-	107382	6/02/23		0.00	
	23-44898	INV	15651	5/21/23	6/02/23	Y	425.00	425.00-	107382	6/02/23		0.00	
	23-44937	INV	15722	5/30/23	6/09/23	Y	850.00	850.00-	107424	6/09/23		0.00	
	23-44937	INV	15821	5/30/23	6/09/23	Y	350.00	350.00-	107424	6/09/23		0.00	
	23-44937	INV	15827	5/30/23	6/09/23	Y	288.00	288.00-	107424	6/09/23		0.00	
	23-44937	INV	15846	5/23/23	6/09/23	Y	35.00	35.00-	107424	6/09/23		0.00	
	23-44962	INV	15900	6/05/23	6/16/23	Y	770.00	770.00-	107441	6/16/23		0.00	
	23-44962	INV	15943	6/05/23	6/16/23	Y	876.00	876.00-	107441	6/16/23		0.00	
	23-44962	INV	15970	6/07/23	6/16/23	Y	385.00	385.00-	107441	6/16/23		0.00	
	23-44962	INV	16054	6/05/23	6/16/23	Y	575.00	575.00-	107441	6/16/23		0.00	
	23-45012	INV	16094	6/21/23	6/30/23	Y	1,315.00	1,315.00-	107509	6/30/23		0.00	
	23-45012	INV	16157	6/11/23	6/30/23	Y	825.00	825.00-	107509	6/30/23		0.00	
	23-45012	INV	16192	6/11/23	6/30/23	Y	852.00	852.00-	107509	6/30/23		0.00	
	23-45012	INV	16270	6/11/23	6/30/23	Y	460.00	460.00-	107509	6/30/23		0.00	
	23-45011	INV	16296	6/19/23	6/23/23	Y	1,293.00	1,293.00-	107493	6/23/23		0.00	





A C C O U N T S P A Y A B L E  
O P E N I T E M R E P O R T  
S U M M A R Y

VENDOR	----- VENDOR NAME -----	PO	TYPE	INV NO#	INV DT	POST DT	1099	GROSS AMT	PAYMENTS	CHECK#	CHECK DT	-----BALANCE----
01-004622	EXPRESS NORTHWEST MARKETS ** CONTINUED **											
		23-44936	INV	MCCASLIN045	6/01/23	6/16/23	N	197.00	197.00-	107436	6/16/23	0.00
		23-44968	INV	MCCASLIN046	6/08/23	6/16/23	N	231.00	231.00-	107436	6/16/23	0.00
		23-44991	INV	MCCASLIN047	6/15/23	6/30/23	N	319.00	319.00-	107504	6/30/23	0.00
		23-45007	INV	MCCASLIN048	6/19/23	6/30/23	N	342.00	342.00-	107504	6/30/23	0.00
		23-45025	INV	MCCASLIN049	6/26/23	6/30/23	N	410.00	410.00-	107504	6/30/23	0.00
							** TOTALS **	6,599.00	6,599.00-			0.00
01-004639	VILLA PARK ELECTRICAL SUPP											
		23-44950	INV	245200-02	6/06/23	6/16/23	N	445.11	445.11-	107449	6/16/23	0.00
							** TOTALS **	445.11	445.11-			0.00
01-004656	LX CONTRACTING CO											
		23-44885	INV	5470	4/24/23	6/02/23	N	1,500.00	1,500.00-	107379	6/02/23	0.00
		23-44885	INV	5471	4/24/23	6/02/23	N	2,000.00	2,000.00-	107379	6/02/23	0.00
							** TOTALS **	3,500.00	3,500.00-			0.00
01-004660	DYNEGY ENERGY SERVICES, LL											
		23-44906	INV	438349223051	5/22/23	6/02/23	N	19,211.53	19,211.53-	001289	6/02/23	0.00
							** TOTALS **	19,211.53	19,211.53-			0.00
01-004677	CLEAN LIGHTING SOLUTIONS,											
		22-44331	INV	GL101821.849.POOL.	5/22/23	6/09/23	Y	10,954.26	10,954.26-	107414	6/09/23	0.00
							** TOTALS **	10,954.26	10,954.26-			0.00
01-004680	MUTUAL OF OMAHA INSURANCE											
		23-44924	INV	33-523568-2023	5/15/23	6/09/23	N	2,442.82	2,442.82-	107422	6/09/23	0.00
							** TOTALS **	2,442.82	2,442.82-			0.00
01-004686	BELLAS PIZZA LLC											
		23-44876	INV	APRIL 23	5/01/23	6/02/23	Y	234.00	234.00-	107365	6/02/23	0.00
		23-44875	INV	MARCH 2023	3/31/23	6/02/23	Y	302.00	302.00-	107365	6/02/23	0.00
							** TOTALS **	536.00	536.00-			0.00
01-004692	TIME SAVERS LLC											
		23-44882	INV	445849	5/17/23	6/02/23	Y	420.00	420.00-	107385	6/02/23	0.00
							** TOTALS **	420.00	420.00-			0.00
01-004702	PCARD - FIFTH THIRD BANK											
		CM		AMAZON1773029-REF	6/22/23	6/30/23	N	15.40-	15.40	001312	6/30/23	0.00
		CM		COSTCO-R1029521182	6/07/23	6/30/23	N	118.75-	118.75	001312	6/30/23	0.00
		CM		ETSY REFUND 6/2	6/02/23	6/30/23	N	7.83-	7.83	001312	6/30/23	0.00
		CM		OTTERCOVE REF 2023	6/22/23	6/30/23	N	2,380.00-	2,380.00	001312	6/30/23	0.00
		CM		WD REF 5497416-0	6/22/23	6/30/23	N	528.00-	528.00	001312	6/30/23	0.00
		INV		00000000	6/20/23	6/30/23	N	63.17	63.17-	001312	6/30/23	0.00
		INV		06132023ST CHARLES	6/14/23	6/30/23	N	308.00	308.00-	001312	6/30/23	0.00
		INV		07296	6/09/23	6/30/23	N	110.32	110.32-	001312	6/30/23	0.00
		INV		07626	6/15/23	6/30/23	N	44.36	44.36-	001312	6/30/23	0.00
		INV		09-23	6/01/23	6/30/23	N	1,500.00	1,500.00-	001312	6/30/23	0.00

A C C O U N T S P A Y A B L E  
O P E N I T E M R E P O R T  
S U M M A R Y

VENDOR	PO	TYPE	INV NO#	INV DT	POST DT	1099	GROSS AMT	PAYMENTS	CHECK#	CHECK DT	----BALANCE---
01-004702	PCARD - FIFTH THIRD BANK		** CONTINUED **								
		INV	0E0209499A703011	6/09/23	6/30/23	N	314.95	314.95-	001312	6/30/23	0.00
		INV	10-23	6/01/23	6/30/23	N	375.00	375.00-	001312	6/30/23	0.00
		INV	10511-39	6/16/23	6/30/23	N	902.53	902.53-	001312	6/30/23	0.00
		INV	108121AMAZON	6/21/23	6/30/23	N	75.50	75.50-	001312	6/30/23	0.00
		INV	11-23	6/01/23	6/30/23	N	250.00	250.00-	001312	6/30/23	0.00
		INV	11107178481405805	6/02/23	6/30/23	N	52.85	52.85-	001312	6/30/23	0.00
		INV	11108051207549032	6/07/23	6/30/23	N	9.49	9.49-	001312	6/30/23	0.00
		INV	11139001613712231	6/05/23	6/30/23	N	39.99	39.99-	001312	6/30/23	0.00
		INV	11159325547614650	6/16/23	6/30/23	N	16.99	16.99-	001312	6/30/23	0.00
		INV	11182619725327469	6/08/23	6/30/23	N	23.99	23.99-	001312	6/30/23	0.00
		INV	11187514666213046	6/08/23	6/30/23	N	87.34	87.34-	001312	6/30/23	0.00
		INV	11191956703326651	6/08/23	6/30/23	N	23.99	23.99-	001312	6/30/23	0.00
		INV	112-1025055-003626	6/16/23	6/30/23	N	46.28	46.28-	001312	6/30/23	0.00
		INV	11226659357790613	6/13/23	6/30/23	N	207.80	207.80-	001312	6/30/23	0.00
		INV	11235892128383400	6/13/23	6/30/23	N	68.60	68.60-	001312	6/30/23	0.00
		INV	11238064257351410	6/16/23	6/30/23	N	43.88	43.88-	001312	6/30/23	0.00
		INV	11275150020277830	6/20/23	6/30/23	N	99.53	99.53-	001312	6/30/23	0.00
		INV	1130009269521419	6/15/23	6/30/23	N	39.98	39.98-	001312	6/30/23	0.00
		INV	1130493200-9528202	6/30/23	6/30/23	N	13.98	13.98-	001312	6/30/23	0.00
		INV	11314228370210652	6/19/23	6/30/23	N	127.38	127.38-	001312	6/30/23	0.00
		INV	11317207990325800	6/08/23	6/30/23	N	12.74	12.74-	001312	6/30/23	0.00
		INV	11325795660709866	6/07/23	6/30/23	N	43.98	43.98-	001312	6/30/23	0.00
		INV	1134432850-0352218	6/15/23	6/30/23	N	9.99	9.99-	001312	6/30/23	0.00
		INV	1135789815-8789860	6/16/23	6/30/23	N	22.99	22.99-	001312	6/30/23	0.00
		INV	1137387875-2133068	6/02/23	6/30/23	N	36.95	36.95-	001312	6/30/23	0.00
		INV	11375934506088211	6/05/23	6/30/23	N	39.57	39.57-	001312	6/30/23	0.00
		INV	1138448.012	6/23/23	6/30/23	N	468.00	468.00-	001312	6/30/23	0.00
		INV	1138988544-4660252	6/05/23	6/30/23	N	19.98	19.98-	001312	6/30/23	0.00
		INV	114-6050988-381620	6/12/23	6/30/23	N	11.99	11.99-	001312	6/30/23	0.00
		INV	114-6610433-745300	6/09/23	6/30/23	N	111.72	111.72-	001312	6/30/23	0.00
		INV	11403502115867426	6/19/23	6/30/23	N	22.36	22.36-	001312	6/30/23	0.00
		INV	11422752815198600	6/23/23	6/30/23	N	37.98	37.98-	001312	6/30/23	0.00
		INV	11441111379303440	6/21/23	6/30/23	N	2,399.62	2,399.62-	001312	6/30/23	0.00
		INV	11442746456719463	6/13/23	6/30/23	N	145.11	145.11-	001312	6/30/23	0.00
		INV	11444749427833034	6/14/23	6/30/23	N	9.99	9.99-	001312	6/30/23	0.00
		INV	11462496415197850	6/23/23	6/30/23	N	14.98	14.98-	001312	6/30/23	0.00
		INV	11470328923347403	6/23/23	6/30/23	N	110.01	110.01-	001312	6/30/23	0.00
		INV	11483706899026615	6/15/23	6/30/23	N	7.49	7.49-	001312	6/30/23	0.00
		INV	11496158787957834	6/26/23	6/30/23	N	8.99	8.99-	001312	6/30/23	0.00
		INV	11498411431799437	6/15/23	6/30/23	N	19.62	19.62-	001312	6/30/23	0.00
		INV	115473	6/06/23	6/30/23	N	260.00	260.00-	001312	6/30/23	0.00
		INV	115521	6/14/23	6/30/23	N	472.13	472.13-	001312	6/30/23	0.00
		INV	12-23	6/01/23	6/30/23	N	375.00	375.00-	001312	6/30/23	0.00
		INV	12602052-00	6/26/23	6/30/23	N	107.27	107.27-	001312	6/30/23	0.00
		INV	12602630-00	6/26/23	6/30/23	N	23.38	23.38-	001312	6/30/23	0.00
		INV	13-23	6/01/23	6/30/23	N	300.00	300.00-	001312	6/30/23	0.00
		INV	13933126626	6/21/23	6/30/23	N	54.20	54.20-	001312	6/30/23	0.00
		INV	17208736	6/01/23	6/30/23	N	24.00	24.00-	001312	6/30/23	0.00

ACCOUNTS PAYABLE  
OPEN ITEM REPORT  
SUMMARY

VENDOR	PO	TYPE	INV NO#	INV DT	POST DT	1099	GROSS AMT	PAYMENTS	CHECK#	CHECK DT	---BALANCE---
01-004702	PCARD - FIFTH THIRD BANK ** CONTINUED **										
		INV	1952222AMAZON	6/21/23	6/30/23	N	4.85	4.85-	001312	6/30/23	0.00
		INV	20230151	6/07/23	6/30/23	N	18.75	18.75-	001312	6/30/23	0.00
		INV	20230156	6/07/23	6/30/23	N	564.00	564.00-	001312	6/30/23	0.00
		INV	20230158	6/08/23	6/30/23	N	640.00	640.00-	001312	6/30/23	0.00
		INV	20230160	6/09/23	6/30/23	N	351.50	351.50-	001312	6/30/23	0.00
		INV	20230161	6/09/23	6/30/23	N	311.25	311.25-	001312	6/30/23	0.00
		INV	20230163	6/13/23	6/30/23	N	100.75	100.75-	001312	6/30/23	0.00
		INV	20230164	6/13/23	6/30/23	N	419.00	419.00-	001312	6/30/23	0.00
		INV	20230165	6/13/23	6/30/23	N	284.00	284.00-	001312	6/30/23	0.00
		INV	20230166	6/13/23	6/30/23	N	199.75	199.75-	001312	6/30/23	0.00
		INV	20230167	6/13/23	6/30/23	N	211.75	211.75-	001312	6/30/23	0.00
		INV	20230168	6/13/23	6/30/23	N	638.00	638.00-	001312	6/30/23	0.00
		INV	20230175	6/21/23	6/30/23	N	71.50	71.50-	001312	6/30/23	0.00
		INV	2188277	6/07/23	6/30/23	N	440.00	440.00-	001312	6/30/23	0.00
		INV	231361	6/14/23	6/30/23	N	844.00	844.00-	001312	6/30/23	0.00
		INV	25303560	6/30/23	6/30/23	N	1,579.28	1,579.28-	001312	6/30/23	0.00
		INV	2784533	6/02/23	6/30/23	N	35.94	35.94-	001312	6/30/23	0.00
		INV	31633991047511845	6/13/23	6/30/23	N	2.71	2.71-	001312	6/30/23	0.00
		INV	38817257	6/02/23	6/30/23	N	252.00	252.00-	001312	6/30/23	0.00
		INV	4213182-00	6/09/23	6/30/23	N	335.84	335.84-	001312	6/30/23	0.00
		INV	4215327-00	6/15/23	6/30/23	N	223.04	223.04-	001312	6/30/23	0.00
		INV	42366	6/05/23	6/30/23	N	142.00	142.00-	001312	6/30/23	0.00
		INV	453441436010	6/20/23	6/30/23	N	43.66	43.66-	001312	6/30/23	0.00
		INV	5507399-0	6/05/23	6/30/23	N	485.97	485.97-	001312	6/30/23	0.00
		INV	565025	6/16/23	6/30/23	N	175.00	175.00-	001312	6/30/23	0.00
		INV	565055	6/16/23	6/30/23	N	150.00	150.00-	001312	6/30/23	0.00
		INV	565982	6/21/23	6/30/23	N	350.00	350.00-	001312	6/30/23	0.00
		INV	6/23 GOOGLE	6/02/23	6/30/23	N	39.33	39.33-	001312	6/30/23	0.00
		INV	709444	6/19/23	6/30/23	N	273.00	273.00-	001312	6/30/23	0.00
		INV	72064	6/26/23	6/30/23	N	125.82	125.82-	001312	6/30/23	0.00
		INV	724832584	6/05/23	6/30/23	N	783.86	783.86-	001312	6/30/23	0.00
		INV	87790035	6/09/23	6/30/23	N	3,300.00	3,300.00-	001312	6/30/23	0.00
		INV	9138868668	6/16/23	6/30/23	N	1,036.01	1,036.01-	001312	6/30/23	0.00
		INV	A1 TROPHIES 18181	6/06/23	6/30/23	N	28.00	28.00-	001312	6/30/23	0.00
		INV	ACTION LOCK 3520	6/05/23	6/30/23	N	72.00	72.00-	001312	6/30/23	0.00
		INV	ADOBE CC 6/23	6/06/23	6/30/23	N	169.98	169.98-	001312	6/30/23	0.00
		INV	AMAZON1391458	6/22/23	6/30/23	N	24.99	24.99-	001312	6/30/23	0.00
		INV	AMAZON1773029	6/22/23	6/30/23	N	15.40	15.40-	001312	6/30/23	0.00
		INV	AMAZON4121865	6/21/23	6/30/23	N	55.10	55.10-	001312	6/30/23	0.00
		INV	AMAZON4333020	6/21/23	6/30/23	N	7.99	7.99-	001312	6/30/23	0.00
		INV	AMAZON4547420	6/14/23	6/30/23	N	29.99	29.99-	001312	6/30/23	0.00
		INV	AMAZON5579429	6/12/23	6/30/23	N	19.98	19.98-	001312	6/30/23	0.00
		INV	AMAZON7995413	6/21/23	6/30/23	N	146.27	146.27-	001312	6/30/23	0.00
		INV	AMAZON9191405	6/12/23	6/30/23	N	285.75	285.75-	001312	6/30/23	0.00
		INV	AMZ 0133831	6/01/23	6/30/23	N	50.71	50.71-	001312	6/30/23	0.00
		INV	AMZ-0112260	6/02/23	6/30/23	N	10.99	10.99-	001312	6/30/23	0.00
		INV	AMZ-120103	6/05/23	6/30/23	N	56.97	56.97-	001312	6/30/23	0.00
		INV	AMZ-4253056	6/02/23	6/30/23	N	20.88	20.88-	001312	6/30/23	0.00

A C C O U N T S P A Y A B L E  
O P E N I T E M R E P O R T  
S U M M A R Y

VENDOR	PO	TYPE	INV NO#	INV DT	POST DT	1099	GROSS AMT	PAYMENTS	CHECK#	CHECK DT	----BALANCE---
01-004702	PCARD - FIFTH THIRD BANK		** CONTINUED **								
		INV	AMZ-4270646	6/14/23	6/30/23	N	31.96	31.96-	001312	6/30/23	0.00
		INV	AMZ-5589026	6/23/23	6/30/23	N	55.93	55.93-	001312	6/30/23	0.00
		INV	AMZ-5991465	6/28/23	6/30/23	N	22.99	22.99-	001312	6/30/23	0.00
		INV	AMZ-7025017	6/28/23	6/30/23	N	19.98	19.98-	001312	6/30/23	0.00
		INV	AMZ-7207448	6/26/23	6/30/23	N	13.98	13.98-	001312	6/30/23	0.00
		INV	AMZ-8150635	6/16/23	6/30/23	N	29.31	29.31-	001312	6/30/23	0.00
		INV	AMZ01522212227464	6/05/23	6/30/23	N	89.54	89.54-	001312	6/30/23	0.00
		INV	AMZ08619528589804	6/13/23	6/30/23	N	6.99	6.99-	001312	6/30/23	0.00
		INV	AMZ16648006336266	6/22/23	6/30/23	N	15.90	15.90-	001312	6/30/23	0.00
		INV	AMZ18130316051443A	6/22/23	6/30/23	N	34.99	34.99-	001312	6/30/23	0.00
		INV	AMZ18130316051443B	6/22/23	6/30/23	N	20.99	20.99-	001312	6/30/23	0.00
		INV	AMZ18130316051443C	6/22/23	6/30/23	N	19.99	19.99-	001312	6/30/23	0.00
		INV	AMZ18130316051443D	6/22/23	6/30/23	N	38.97	38.97-	001312	6/30/23	0.00
		INV	AMZ28054099597010	6/02/23	6/30/23	N	8.28	8.28-	001312	6/30/23	0.00
		INV	AMZ30882077376225	6/14/23	6/30/23	N	100.96	100.96-	001312	6/30/23	0.00
		INV	AMZ34927485791465	6/16/23	6/30/23	N	5.99	5.99-	001312	6/30/23	0.00
		INV	AMZ36363264981813	6/02/23	6/30/23	N	13.99	13.99-	001312	6/30/23	0.00
		INV	AMZ43171394751424	6/05/23	6/30/23	N	95.99	95.99-	001312	6/30/23	0.00
		INV	AMZ44794992836232	6/05/23	6/30/23	N	82.90	82.90-	001312	6/30/23	0.00
		INV	AMZ52013114249035	6/23/23	6/30/23	N	91.91	91.91-	001312	6/30/23	0.00
		INV	AMZ57120777325858	6/15/23	6/30/23	N	10.88	10.88-	001312	6/30/23	0.00
		INV	AMZ65660994169837	6/02/23	6/30/23	N	11.27	11.27-	001312	6/30/23	0.00
		INV	AMZ67088318426628	6/02/23	6/30/23	N	474.28	474.28-	001312	6/30/23	0.00
		INV	AMZ6834633	6/22/23	6/30/23	N	16.99	16.99-	001312	6/30/23	0.00
		INV	AMZ68346332382625A	6/22/23	6/30/23	N	64.49	64.49-	001312	6/30/23	0.00
		INV	AMZ68397887521866	6/30/23	6/30/23	N	51.34	51.34-	001312	6/30/23	0.00
		INV	AMZ738710897009043	6/19/23	6/30/23	N	21.77	21.77-	001312	6/30/23	0.00
		INV	AMZ9256257	6/26/23	6/30/23	N	4.99	4.99-	001312	6/30/23	0.00
		INV	AMZN 01817	6/29/23	6/30/23	N	5.89	5.89-	001312	6/30/23	0.00
		INV	AMZN 0540255	6/15/23	6/30/23	N	203.93	203.93-	001312	6/30/23	0.00
		INV	AMZN 0758623	6/16/23	6/30/23	N	9.71	9.71-	001312	6/30/23	0.00
		INV	AMZN 1317011	6/16/23	6/30/23	N	19.98	19.98-	001312	6/30/23	0.00
		INV	AMZN 1869857	6/21/23	6/30/23	N	235.89	235.89-	001312	6/30/23	0.00
		INV	AMZN 2521868	6/27/23	6/30/23	N	8.99	8.99-	001312	6/30/23	0.00
		INV	AMZN 25814	6/14/23	6/30/23	N	35.60	35.60-	001312	6/30/23	0.00
		INV	AMZN 2812233	6/21/23	6/30/23	N	80.97	80.97-	001312	6/30/23	0.00
		INV	AMZN 3257055	6/30/23	6/30/23	N	67.48	67.48-	001312	6/30/23	0.00
		INV	AMZN 3542654	6/29/23	6/30/23	N	10.99	10.99-	001312	6/30/23	0.00
		INV	AMZN 37065	6/01/23	6/30/23	N	12.88	12.88-	001312	6/30/23	0.00
		INV	AMZN 3995459	6/26/23	6/30/23	N	29.98	29.98-	001312	6/30/23	0.00
		INV	AMZN 5386633	6/06/23	6/30/23	N	22.28	22.28-	001312	6/30/23	0.00
		INV	AMZN 5469	6/02/23	6/30/23	N	9.99	9.99-	001312	6/30/23	0.00
		INV	AMZN 6332213	6/13/23	6/30/23	N	9.71	9.71-	001312	6/30/23	0.00
		INV	AMZN 6612260	6/16/23	6/30/23	N	8.12	8.12-	001312	6/30/23	0.00
		INV	AMZN 6641813	6/15/23	6/30/23	N	8.90	8.90-	001312	6/30/23	0.00
		INV	AMZN 6729046	6/30/23	6/30/23	N	45.90	45.90-	001312	6/30/23	0.00
		INV	AMZN 68211	6/14/23	6/30/23	N	49.99	49.99-	001312	6/30/23	0.00
		INV	AMZN 6896231	6/06/23	6/30/23	N	28.86	28.86-	001312	6/30/23	0.00



A C C O U N T S P A Y A B L E  
O P E N I T E M R E P O R T  
S U M M A R Y

VENDOR	PO	TYPE	INV NO#	INV DT	POST DT	1099	GROSS AMT	PAYMENTS	CHECK#	CHECK DT	----BALANCE---
01-004702	PCARD - FIFTH THIRD BANK										** CONTINUED **
		INV	AMZN 7089805	6/02/23	6/30/23	N	175.96	175.96-	001312	6/30/23	0.00
		INV	AMZN 7279408	6/06/23	6/30/23	N	30.98	30.98-	001312	6/30/23	0.00
		INV	AMZN 7365017	6/30/23	6/30/23	N	49.99	49.99-	001312	6/30/23	0.00
		INV	AMZN 7815453	6/29/23	6/30/23	N	49.67	49.67-	001312	6/30/23	0.00
		INV	AMZN 8102644	6/26/23	6/30/23	N	23.98	23.98-	001312	6/30/23	0.00
		INV	AMZN 8462603	6/19/23	6/30/23	N	64.49	64.49-	001312	6/30/23	0.00
		INV	AMZN 8493847	6/06/23	6/30/23	N	191.90	191.90-	001312	6/30/23	0.00
		INV	AMZN 86654	6/29/23	6/30/23	N	19.27	19.27-	001312	6/30/23	0.00
		INV	AMZN 87446	6/22/23	6/30/23	N	174.95	174.95-	001312	6/30/23	0.00
		INV	AMZN 8811441	6/20/23	6/30/23	N	13.99	13.99-	001312	6/30/23	0.00
		INV	AMZN 9105808	6/08/23	6/30/23	N	7.88	7.88-	001312	6/30/23	0.00
		INV	AMZN 9450651	6/26/23	6/30/23	N	191.90	191.90-	001312	6/30/23	0.00
		INV	AMZN 9473040	6/16/23	6/30/23	N	71.96	71.96-	001312	6/30/23	0.00
		INV	AMZN 9845851	6/08/23	6/30/23	N	16.99	16.99-	001312	6/30/23	0.00
		INV	APPLE JUNE 2023	6/12/23	6/30/23	N	16.99	16.99-	001312	6/30/23	0.00
		INV	ASHLEY 15-22	6/22/23	6/30/23	N	13,900.00	13,900.00-	001312	6/30/23	0.00
		INV	ASHLEY 15-23	6/28/23	6/30/23	N	13,900.00	13,900.00-	001312	6/30/23	0.00
		INV	ASSEMBLY 6/15/23	6/19/23	6/30/23	N	91.28	91.28-	001312	6/30/23	0.00
		INV	ATT23 5/16-6/15	6/12/23	6/30/23	N	35.83	35.83-	001312	6/30/23	0.00
		INV	ATT7734568700	6/05/23	6/30/23	N	1,309.50	1,309.50-	001312	6/30/23	0.00
		INV	ATT7744568708	6/05/23	6/30/23	N	528.90	528.90-	001312	6/30/23	0.00
		INV	ATT9818019708	6/05/23	6/30/23	N	2,432.14	2,432.14-	001312	6/30/23	0.00
		INV	BAS 600269979	6/07/23	6/30/23	N	216.88	216.88-	001312	6/30/23	0.00
		INV	BAS 600282945	6/26/23	6/30/23	N	269.11	269.11-	001312	6/30/23	0.00
		INV	BAS 600282959	6/26/23	6/30/23	N	179.12	179.12-	001312	6/30/23	0.00
		INV	BBF2023	6/05/23	6/30/23	N	591.50	591.50-	001312	6/30/23	0.00
		INV	BL 2021800-106810	6/12/23	6/30/23	N	109.50	109.50-	001312	6/30/23	0.00
		INV	BMX2023	6/22/23	6/30/23	N	400.00	400.00-	001312	6/30/23	0.00
		INV	BPD 450-T08	6/05/23	6/30/23	N	20.00	20.00-	001312	6/30/23	0.00
		INV	BREWERS2023	6/23/23	6/30/23	N	220.00	220.00-	001312	6/30/23	0.00
		INV	CLUETWS2023	6/05/23	6/30/23	N	300.00	300.00-	001312	6/30/23	0.00
		INV	CNCNTRA 1014790999	6/19/23	6/30/23	N	267.00	267.00-	001312	6/30/23	0.00
		INV	CNCNTRA 1014806824	6/19/23	6/30/23	N	89.00	89.00-	001312	6/30/23	0.00
		INV	COMCAST 051723	6/14/23	6/30/23	N	253.85	253.85-	001312	6/30/23	0.00
		INV	COMCAST 051823	6/15/23	6/30/23	N	10.52	10.52-	001312	6/30/23	0.00
		INV	COMCAST 051923	6/16/23	6/30/23	N	877.87	877.87-	001312	6/30/23	0.00
		INV	COMCAST 060223	6/29/23	6/30/23	N	79.14	79.14-	001312	6/30/23	0.00
		INV	CONSTANT 6/23	6/26/23	6/30/23	N	22.50	22.50-	001312	6/30/23	0.00
		INV	COUGARS2023	6/26/23	6/30/23	N	1,276.00	1,276.00-	001312	6/30/23	0.00
		INV	CSSU123	6/26/23	6/30/23	N	408.00	408.00-	001312	6/30/23	0.00
		INV	CULL240721-053123	6/19/23	6/30/23	N	60.00	60.00-	001312	6/30/23	0.00
		INV	DISH JUNE	6/19/23	6/30/23	N	102.08	102.08-	001312	6/30/23	0.00
		INV	DLRTREE- 033730	6/05/23	6/30/23	N	25.00	25.00-	001312	6/30/23	0.00
		INV	DM5584885	6/19/23	6/30/23	N	10.61	10.61-	001312	6/30/23	0.00
		INV	DOLLAR 027287	6/12/23	6/30/23	N	2.50	2.50-	001312	6/30/23	0.00
		INV	DOTY 182992	6/14/23	6/30/23	N	3,075.00	3,075.00-	001312	6/30/23	0.00
		INV	DUNKIN- 425080	6/05/23	6/30/23	N	45.00	45.00-	001312	6/30/23	0.00
		INV	DUNKIN294145	6/06/23	6/30/23	N	30.00	30.00-	001312	6/30/23	0.00

A C C O U N T S   P A Y A B L E  
O P E N   I T E M   R E P O R T  
S U M M A R Y

VENDOR	---- VENDOR NAME -----	PO	TYPE	INV NO#	INV DT	POST DT	1099	GROSS AMT	PAYMENTS	CHECK#	CHECK DT	----BALANCE---	
01-004702 PCARD - FIFTH THIRD BANK ** CONTINUED **													
			INV	DUPAGE CTY	6/22/23	6/23/23	6/30/23	N	50.00	50.00-	001312	6/30/23	0.00
			INV	ELITE 3658	6/07/23	6/30/23	N	180.00	180.00-	001312	6/30/23	0.00	
			INV	ELITE 3666	6/14/23	6/30/23	N	201.00	201.00-	001312	6/30/23	0.00	
			INV	FB6827270	6/12/23	6/30/23	N	547.77	547.77-	001312	6/30/23	0.00	
			INV	FB6827749	6/12/23	6/30/23	N	841.11	841.11-	001312	6/30/23	0.00	
			INV	FB6828777	6/12/23	6/30/23	N	982.62	982.62-	001312	6/30/23	0.00	
			INV	FB6830731	6/12/23	6/30/23	N	667.14	667.14-	001312	6/30/23	0.00	
			INV	FB6838153	6/12/23	6/30/23	N	180.26	180.26-	001312	6/30/23	0.00	
			INV	FERRELL 1123183881	6/05/23	6/30/23	N	34.99	34.99-	001312	6/30/23	0.00	
			INV	FERRELL 1123273936	6/09/23	6/30/23	N	18.20	18.20-	001312	6/30/23	0.00	
			INV	FERRELL 1123349631	6/21/23	6/30/23	N	70.58	70.58-	001312	6/30/23	0.00	
			INV	FIREBOAT2023	6/27/23	6/30/23	N	34.85	34.85-	001312	6/30/23	0.00	
			INV	FRAUD-AA	6/27/23	6/30/23	N	3,049.55	3,049.55-	001312	6/30/23	0.00	
			INV	FRAUD-FST CHES LAN	6/20/23	6/30/23	N	1,063.46	1,063.46-	001312	6/30/23	0.00	
			INV	FRAUD-LOWES	6/20/23	6/30/23	N	483.83	483.83-	001312	6/30/23	0.00	
			INV	FRAUD-SPIRE	6/20/23	6/30/23	N	30.00	30.00-	001312	6/30/23	0.00	
			INV	FRESH FLWRS 6/9/23	6/12/23	6/30/23	N	97.32	97.32-	001312	6/30/23	0.00	
			INV	FS 00749715	6/15/23	6/30/23	N	195.00	195.00-	001312	6/30/23	0.00	
			INV	FS 00749734	6/15/23	6/30/23	N	1,040.00	1,040.00-	001312	6/30/23	0.00	
			INV	FUNTOPIA2023	6/26/23	6/30/23	N	3,186.00	3,186.00-	001312	6/30/23	0.00	
			INV	FUNTOPIA20232	6/26/23	6/30/23	N	2.50	2.50-	001312	6/30/23	0.00	
			INV	GOLDSTAR682023GL	6/09/23	6/30/23	N	492.25	492.25-	001312	6/30/23	0.00	
			INV	GP 27691817	6/02/23	6/30/23	N	43.31	43.31-	001312	6/30/23	0.00	
			INV	GP 27717920	6/13/23	6/30/23	N	76.36	76.36-	001312	6/30/23	0.00	
			INV	GP 27746751	6/22/23	6/30/23	N	23.75	23.75-	001312	6/30/23	0.00	
			INV	GRAING 9652154403	6/13/23	6/30/23	N	52.48	52.48-	001312	6/30/23	0.00	
			INV	GRAING 9652154411	6/13/23	6/30/23	N	526.56	526.56-	001312	6/30/23	0.00	
			INV	HALLCOSTUMES-	6/09/23	6/30/23	N	61.23	61.23-	001312	6/30/23	0.00	
			INV	HAWK 1216C 6/15/23	6/16/23	6/30/23	N	85.66	85.66-	001312	6/30/23	0.00	
			INV	HAWK FORD 1206C	6/16/23	6/30/23	N	322.92	322.92-	001312	6/30/23	0.00	
			INV	HD 6/1/23 ER	6/05/23	6/30/23	N	118.97	118.97-	001312	6/30/23	0.00	
			INV	HD 6/28 TS	6/28/23	6/30/23	N	338.85	338.85-	001312	6/30/23	0.00	
			INV	HD H1943-174781	6/09/23	6/30/23	N	898.00	898.00-	001312	6/30/23	0.00	
			INV	HOBLOB-13239	6/15/23	6/30/23	N	13.16	13.16-	001312	6/30/23	0.00	
			INV	HWN-20419173	6/27/23	6/30/23	N	64.48	64.48-	001312	6/30/23	0.00	
			INV	I0530-48	6/21/23	6/30/23	N	969.07	969.07-	001312	6/30/23	0.00	
			INV	I0606-105	6/22/23	6/30/23	N	401.84	401.84-	001312	6/30/23	0.00	
			INV	IAPD 200014820	6/19/23	6/30/23	N	6.00	6.00-	001312	6/30/23	0.00	
			INV	IAPD 200014839	6/19/23	6/30/23	N	20.00	20.00-	001312	6/30/23	0.00	
			INV	IN00607030	6/13/23	6/30/23	N	760.00	760.00-	001312	6/30/23	0.00	
			INV	IN00609173	6/26/23	6/30/23	N	194.50	194.50-	001312	6/30/23	0.00	
			INV	IN00609496	6/26/23	6/30/23	N	194.50	194.50-	001312	6/30/23	0.00	
			INV	IN00609497	6/26/23	6/30/23	N	367.65	367.65-	001312	6/30/23	0.00	
			INV	IN00609498	6/26/23	6/30/23	N	632.75	632.75-	001312	6/30/23	0.00	
			INV	IN00609500	6/26/23	6/30/23	N	482.00	482.00-	001312	6/30/23	0.00	
			INV	IN00609501	6/26/23	6/30/23	N	50.00	50.00-	001312	6/30/23	0.00	
			INV	IPASS 6/22/23	6/26/23	6/30/23	N	20.00	20.00-	001312	6/30/23	0.00	
			INV	IPASS 6/24/23	6/26/23	6/30/23	N	20.00	20.00-	001312	6/30/23	0.00	

A C C O U N T S   P A Y A B L E  
O P E N   I T E M   R E P O R T  
S U M M A R Y

VENDOR	---- VENDOR NAME -----	PO	TYPE	INV NO#	INV DT	POST DT	1099	GROSS AMT	PAYMENTS	CHECK#	CHECK DT	----BALANCE---
01-004702 PCARD - FIFTH THIRD BANK ** CONTINUED **												
			INV	IPASS 6/4/23	6/06/23	6/30/23	N	20.00	20.00-	001312	6/30/23	0.00
			INV	ISS096235	6/28/23	6/30/23	N	13.00	13.00-	001312	6/30/23	0.00
			INV	JAVI'S DEP 7/14/23	6/27/23	6/30/23	N	109.75	109.75-	001312	6/30/23	0.00
			INV	JEWEL 00029527	6/05/23	6/30/23	N	37.45	37.45-	001312	6/30/23	0.00
			INV	JEWEL 00039629	6/13/23	6/30/23	N	47.22	47.22-	001312	6/30/23	0.00
			INV	JEWEL 00062464	6/06/23	6/30/23	N	34.35	34.35-	001312	6/30/23	0.00
			INV	JEWEL 00074535	6/05/23	6/30/23	N	73.90	73.90-	001312	6/30/23	0.00
			INV	JEWEL 00091343	6/26/23	6/30/23	N	7.98	7.98-	001312	6/30/23	0.00
			INV	JEWEL 6/21 DG	6/23/23	6/30/23	N	29.73	29.73-	001312	6/30/23	0.00
			INV	JEWEL 8495280 6/8	6/12/23	6/30/23	N	15.00	15.00-	001312	6/30/23	0.00
			INV	JEWEL- 21840	6/07/23	6/30/23	N	12.99	12.99-	001312	6/30/23	0.00
			INV	JEWEL0626202312332	6/28/23	6/30/23	N	100.00	100.00-	001312	6/30/23	0.00
			INV	JEWEL5312023	6/02/23	6/30/23	N	17.94	17.94-	001312	6/30/23	0.00
			INV	JEWEL672023	6/09/23	6/30/23	N	81.49	81.49-	001312	6/30/23	0.00
			INV	JEWEL72306010745	6/05/23	6/30/23	N	18.87	18.87-	001312	6/30/23	0.00
			INV	LAFARGE 126257514	6/27/23	6/30/23	N	265.35	265.35-	001312	6/30/23	0.00
			INV	LOW 88148360 6/7	6/08/23	6/30/23	N	48.84	48.84-	001312	6/30/23	0.00
			INV	LOW 88828897 6/15	6/16/23	6/30/23	N	59.94	59.94-	001312	6/30/23	0.00
			INV	LOW 88888201 6/27	6/28/23	6/30/23	N	5.78	5.78-	001312	6/30/23	0.00
			INV	LOWES 88228491 6/8	6/09/23	6/30/23	N	48.84	48.84-	001312	6/30/23	0.00
			INV	LOWES88150864 6/7	6/08/23	6/30/23	N	9.98	9.98-	001312	6/30/23	0.00
			INV	LOWES88150950 6/7	6/08/23	6/30/23	N	137.90	137.90-	001312	6/30/23	0.00
			INV	LOWES88646115 6/1	6/02/23	6/30/23	N	14.28	14.28-	001312	6/30/23	0.00
			INV	LOWES88670165 6/13	6/14/23	6/30/23	N	3.48	3.48-	001312	6/30/23	0.00
			INV	MARBERRY 6015	6/01/23	6/30/23	N	351.39	351.39-	001312	6/30/23	0.00
			INV	MEIJER 038592	6/12/23	6/30/23	N	24.71	24.71-	001312	6/30/23	0.00
			INV	MEIJER 043709	6/19/23	6/30/23	N	37.56	37.56-	001312	6/30/23	0.00
			INV	MEN 074124 6/22	6/26/23	6/30/23	N	30.00	30.00-	001312	6/30/23	0.00
			INV	MEN BAD8FFF59F70C0	6/02/23	6/30/23	N	30.18	30.18-	001312	6/30/23	0.00
			INV	MENA7B630B43F766AB	6/05/23	6/30/23	N	31.17	31.17-	001312	6/30/23	0.00
			INV	NAPA 5736705723	6/19/23	6/30/23	N	24.16	24.16-	001312	6/30/23	0.00
			INV	NAPA 704264 6/7	6/08/23	6/30/23	N	58.19	58.19-	001312	6/30/23	0.00
			INV	NEXTIVA 7/23	6/20/23	6/30/23	N	33.28	33.28-	001312	6/30/23	0.00
			INV	NICOR 5/24/23	6/06/23	6/30/23	N	533.95	533.95-	001312	6/30/23	0.00
			INV	NICOR-CCMG 5/19/23	6/06/23	6/30/23	N	81.97	81.97-	001312	6/30/23	0.00
			INV	NICOR-CCWP 4/24/23	6/06/23	6/30/23	N	133.09	133.09-	001312	6/30/23	0.00
			INV	NICOR-FVRC 5/24/23	6/06/23	6/30/23	N	1,500.00	1,500.00-	001312	6/30/23	0.00
			INV	NICOR-MB 4/21/23	6/06/23	6/30/23	N	371.45	371.45-	001312	6/30/23	0.00
			INV	NICOR-SRC 4/24/23	6/06/23	6/30/23	N	1,209.79	1,209.79-	001312	6/30/23	0.00
			INV	NORTH GRILL 5/31/2	6/01/23	6/30/23	N	42.56	42.56-	001312	6/30/23	0.00
			INV	OPTIMA 506 6/11	6/13/23	6/30/23	N	143.10	143.10-	001312	6/30/23	0.00
			INV	OTTERCOVE20231	6/19/23	6/30/23	N	2,210.00	2,210.00-	001312	6/30/23	0.00
			INV	PANDORA62023	6/30/23	6/30/23	N	54.89	54.89-	001312	6/30/23	0.00
			INV	PARTY CITY-0288	6/05/23	6/30/23	N	31.18	31.18-	001312	6/30/23	0.00
			INV	PB 3106112828	6/20/23	6/30/23	N	314.82	314.82-	001312	6/30/23	0.00
			INV	PET 2791256-0	6/01/23	6/30/23	N	639.99	639.99-	001312	6/30/23	0.00
			INV	REPTILES2023	6/30/23	6/30/23	N	375.00	375.00-	001312	6/30/23	0.00
			INV	RF76426	6/05/23	6/30/23	N	32.50	32.50-	001312	6/30/23	0.00

ACCOUNTS PAYABLE  
OPEN ITEM REPORT  
SUMMARY

VENDOR	PO	TYPE	INV NO#	INV DT	POST DT	1099	GROSS AMT	PAYMENTS	CHECK#	CHECK DT	---BALANCE---
01-004702	PCARD - FIFTH THIRD BANK	** CONTINUED **									
		INV	S110787	6/12/23	6/30/23	N	400.00	400.00-	001312	6/30/23	0.00
		INV	SAMS 018921	6/26/23	6/30/23	N	423.90	423.90-	001312	6/30/23	0.00
		INV	SAMS 029253	6/26/23	6/30/23	N	210.40	210.40-	001312	6/30/23	0.00
		INV	SAMS 046458	6/05/23	6/30/23	N	31.56	31.56-	001312	6/30/23	0.00
		INV	SAMS 052125	6/09/23	6/30/23	N	63.88	63.88-	001312	6/30/23	0.00
		INV	SAMS 053752	6/05/23	6/30/23	N	499.04	499.04-	001312	6/30/23	0.00
		INV	SAMS 080288	6/12/23	6/30/23	N	158.62	158.62-	001312	6/30/23	0.00
		INV	SAMS 080508	6/14/23	6/30/23	N	22.56	22.56-	001312	6/30/23	0.00
		INV	SAMS 10070249650	6/05/23	6/30/23	N	327.96	327.96-	001312	6/30/23	0.00
		INV	SAMS 10072487206	6/12/23	6/30/23	N	702.08	702.08-	001312	6/30/23	0.00
		INV	SAMS 10073502696	6/15/23	6/30/23	N	487.82	487.82-	001312	6/30/23	0.00
		INV	SAMS 10075108013	6/22/23	6/30/23	N	590.60	590.60-	001312	6/30/23	0.00
		INV	SAMS 10076717684	6/29/23	6/30/23	N	559.70	559.70-	001312	6/30/23	0.00
		INV	SAMS10069455155	6/01/23	6/30/23	N	719.60	719.60-	001312	6/30/23	0.00
		INV	SCW 778834	6/08/23	6/30/23	N	1,610.79	1,610.79-	001312	6/30/23	0.00
		INV	SEALIONAP2023	6/12/23	6/30/23	N	600.00	600.00-	001312	6/30/23	0.00
		INV	SEALIONAP20232	6/12/23	6/30/23	N	17.00	17.00-	001312	6/30/23	0.00
		INV	SGD S23166	6/15/23	6/30/23	N	152.92	152.92-	001312	6/30/23	0.00
		INV	SGD S23247	6/21/23	6/30/23	N	92.80	92.80-	001312	6/30/23	0.00
		INV	SO15752387	6/29/23	6/30/23	N	79.69	79.69-	001312	6/30/23	0.00
		INV	STAPLES 7377238040	6/21/23	6/30/23	N	83.54	83.54-	001312	6/30/23	0.00
		INV	TAP0515934	6/30/23	6/30/23	N	12.25	12.25-	001312	6/30/23	0.00
		INV	TARGET	6/13/23	6/30/23	N	13.16	13.16-	001312	6/30/23	0.00
		INV	TJMAXX7308	6/02/23	6/30/23	N	14.97	14.97-	001312	6/30/23	0.00
		INV	TJMAXX8675	6/02/23	6/30/23	N	19.96	19.96-	001312	6/30/23	0.00
		INV	VERIZON 9936655978	6/26/23	6/30/23	N	1,194.63	1,194.63-	001312	6/30/23	0.00
		INV	VP 2PQ70H40	6/05/23	6/30/23	N	326.93	326.93-	001312	6/30/23	0.00
		INV	VP 75QD15FJ	6/26/23	6/30/23	N	31.98	31.98-	001312	6/30/23	0.00
		INV	WAL00345403	6/30/23	6/30/23	N	163.13	163.13-	001312	6/30/23	0.00
		INV	WALMART 005571	6/19/23	6/30/23	N	55.20	55.20-	001312	6/30/23	0.00
		INV	WALMART 009277	6/19/23	6/30/23	N	18.09	18.09-	001312	6/30/23	0.00
		INV	WALMART 030116	6/26/23	6/30/23	N	48.00	48.00-	001312	6/30/23	0.00
		INV	WALMART 075971	6/12/23	6/30/23	N	34.86	34.86-	001312	6/30/23	0.00
		INV	WALMART24046915	6/27/23	6/30/23	N	45.43	45.43-	001312	6/30/23	0.00
		INV	WAREHOUSE 5507701	6/07/23	6/30/23	N	460.00	460.00-	001312	6/30/23	0.00
		INV	WD 5448893-0	6/12/23	6/30/23	N	318.89	318.89-	001312	6/30/23	0.00
		INV	WD 5486638-0	6/12/23	6/30/23	N	460.00	460.00-	001312	6/30/23	0.00
		INV	WD 5495100-0	6/05/23	6/30/23	N	269.65	269.65-	001312	6/30/23	0.00
		INV	WD 5496377-0	6/12/23	6/30/23	N	92.00	92.00-	001312	6/30/23	0.00
		INV	WD 5499776-0	6/05/23	6/30/23	N	589.82	589.82-	001312	6/30/23	0.00
		INV	WD 55032035-0	6/01/23	6/30/23	N	246.04	246.04-	001312	6/30/23	0.00
		INV	WD 5503235-0	6/01/23	6/30/23	N	429.16	429.16-	001312	6/30/23	0.00
		INV	WD 5503235-1	6/02/23	6/30/23	N	187.96	187.96-	001312	6/30/23	0.00
		INV	WD 5504491-0	6/01/23	6/30/23	N	92.00	92.00-	001312	6/30/23	0.00
		INV	WD 5504726-0	6/02/23	6/30/23	N	250.38	250.38-	001312	6/30/23	0.00
		INV	WD 5505204-0	6/02/23	6/30/23	N	276.00	276.00-	001312	6/30/23	0.00
		INV	WD 5505853-0	6/05/23	6/30/23	N	398.88	398.88-	001312	6/30/23	0.00
		INV	WD 5506902-0	6/13/23	6/30/23	N	697.27	697.27-	001312	6/30/23	0.00

A C C O U N T S P A Y A B L E  
O P E N I T E M R E P O R T  
S U M M A R Y

VENDOR	PO	TYPE	INV NO#	INV DT	POST DT	1099	GROSS AMT	PAYMENTS	CHECK#	CHECK DT	---BALANCE---
01-004702	PCARD - FIFTH THIRD BANK ** CONTINUED **										
		INV	WD 5507476-0	6/05/23	6/30/23	N	387.82	387.82-	001312	6/30/23	0.00
		INV	WD 5514694	6/19/23	6/30/23	N	552.00	552.00-	001312	6/30/23	0.00
		INV	WD 5514749-0	6/20/23	6/30/23	N	326.00	326.00-	001312	6/30/23	0.00
		INV	WD 5514988-0	6/20/23	6/30/23	N	301.84	301.84-	001312	6/30/23	0.00
		INV	WD 5517683-0	6/29/23	6/30/23	N	533.37	533.37-	001312	6/30/23	0.00
		INV	WD DUP 5497416-0	6/05/23	6/30/23	N	528.00	528.00-	001312	6/30/23	0.00
		INV	WD5512333-0	6/20/23	6/30/23	N	140.97	140.97-	001312	6/30/23	0.00
		INV	WEBS 87157992	6/26/23	6/30/23	N	497.12	497.12-	001312	6/30/23	0.00
		INV	WEBST 86611269	6/09/23	6/30/23	N	332.47	332.47-	001312	6/30/23	0.00
		INV	WHEN2WORK 230622	6/26/23	6/30/23	N	103.00	103.00-	001312	6/30/23	0.00
		INV	WHITECOTTAGEPIZZA2	6/05/23	6/30/23	N	126.94	126.94-	001312	6/30/23	0.00
				** TOTALS **			115,107.93	115,107.93-			0.00
01-004711	SOCCER SHOTS OF DUPAGE COU										
	23-45022	INV	1342	5/17/23	6/30/23	Y	980.00	980.00-	107512	6/30/23	0.00
				** TOTALS **			980.00	980.00-			0.00
01-004716	GATLIN PLUMBING & HEATING,										
	23-44428	INV	89732	5/01/23	6/02/23	N	4,181.25	4,181.25-	107372	6/02/23	0.00
	23-44971	INV	89749	5/16/23	6/16/23	N	760.34	760.34-	107437	6/16/23	0.00
	23-45005	INV	90211	6/15/23	6/30/23	N	264.50	264.50-	107505	6/30/23	0.00
				** TOTALS **			5,206.09	5,206.09-			0.00
01-004717	HERSHEY'S ICE CREAM										
	23-44877	INV	0019141946	5/19/23	6/02/23	N	305.04	305.04-	107375	6/02/23	0.00
	23-44948	INV	INVE0019194181	6/02/23	6/16/23	N	282.72	282.72-	107438	6/16/23	0.00
	23-44981	INV	INVE0019221971	6/09/23	6/19/23	N	250.80	250.80-	107438	6/16/23	0.00
				** TOTALS **			838.56	838.56-			0.00
01-004720	VERNON J. GORMAN										
		INV	OFFICIAL 5/20	5/20/23	6/09/23	Y	150.00	150.00-	107419	6/09/23	0.00
				** TOTALS **			150.00	150.00-			0.00
01-004725	PAUL J. GEDVILAS										
		INV	OFFICIAL 6/5	6/05/23	6/09/23	Y	120.00	120.00-	107417	6/09/23	0.00
				** TOTALS **			120.00	120.00-			0.00
01-004735	KEVIN TONN										
		INV	COACH 6/5-6/16	6/16/23	6/23/23	Y	1,908.40	1,908.40-	107499	6/23/23	0.00
				** TOTALS **			1,908.40	1,908.40-			0.00
01-004737	MARK A. GASCON										
	23-44988	INV	00808	6/12/23	6/23/23	Y	85.00	85.00-	107485	6/23/23	0.00
				** TOTALS **			85.00	85.00-			0.00
01-004743	CONCENTRA HEALTH SERVICES,										
	23-44954	INV	1014745353	5/16/23	6/09/23	N	83.00	83.00-	107415	6/09/23	0.00
	23-44954	INV	1014762006	5/23/23	6/09/23	N	89.00	89.00-	107415	6/09/23	0.00
				** TOTALS **			172.00	172.00-			0.00

A C C O U N T S   P A Y A B L E  
O P E N   I T E M   R E P O R T  
S U M M A R Y

VENDOR	---- VENDOR NAME -----	PO	TYPE	INV NO#	INV DT	POST DT	1099	GROSS AMT	PAYMENTS	CHECK#	CHECK DT	----BALANCE---
-----												
01-004748	STUCKEY CONSTRUCTION COMPA											
		22-43790	INV	22-034-8	5/31/23	6/16/23	N	118,801.55	118,801.55-	107447	6/16/23	0.00
		23-44581	INV	22-034-8-1	5/31/23	6/16/23	N	6,512.00	6,512.00-	107447	6/16/23	0.00
		23-44582	INV	22-034-8-2	5/31/23	6/16/23	N	1,188.00	1,188.00-	107447	6/16/23	0.00
		23-44837	INV	22-034-8-3	5/31/23	6/16/23	N	4,118.00	4,118.00-	107447	6/16/23	0.00
		23-44838	INV	22-034-8-4	5/31/23	6/16/23	N	2,180.00	2,180.00-	107447	6/16/23	0.00
							** TOTALS **	132,799.55	132,799.55-			0.00
01-004756	MICHAEL BETANCOURT											
			INV	COACH 6/15-6/15	6/15/23	6/23/23	Y	459.00	459.00-	107479	6/23/23	0.00
							** TOTALS **	459.00	459.00-			0.00
01-004758	MICHAEL BURGONI											
			INV	COACH 6/5-6/15	6/15/23	6/23/23	Y	989.00	989.00-	107481	6/23/23	0.00
							** TOTALS **	989.00	989.00-			0.00
01-004765	CAROLYN O'DONNELL											
			INV	COACH 6/5-6/8	6/08/23	6/23/23	Y	470.00	470.00-	107492	6/23/23	0.00
							** TOTALS **	470.00	470.00-			0.00
01-004767	BRIAN A. QUENTIN											
			INV	COACH 6/5-6/16	6/16/23	6/23/23	Y	865.20	865.20-	107494	6/23/23	0.00
							** TOTALS **	865.20	865.20-			0.00
01-004768	ERIC STARK											
			INV	COACH 6/12-6/15	6/15/23	6/23/23	Y	255.04	255.04-	107497	6/23/23	0.00
			INV	COACH 6/5-6/8	6/08/23	6/23/23	Y	764.80	764.80-	107497	6/23/23	0.00
							** TOTALS **	1,019.84	1,019.84-			0.00
01-004784	GARY HEILERS											
			INV	COACH 6/5-6/16	6/15/23	6/23/23	Y	599.00	599.00-	107486	6/23/23	0.00
							** TOTALS **	599.00	599.00-			0.00
01-004796	ANGELO T. D'ORIO											
			INV	COACH 6/13	6/13/23	6/23/23	Y	107.50	107.50-	107483	6/23/23	0.00
							** TOTALS **	107.50	107.50-			0.00
01-004798	DAVID CHAMBERLAIN											
			INV	COACH 6/5-6/16	6/16/23	6/23/23	Y	1,730.40	1,730.40-	107482	6/23/23	0.00
							** TOTALS **	1,730.40	1,730.40-			0.00
01-004801	MARGARET QUINN											
			INV	COACH 6/5-6/8	6/08/23	6/23/23	Y	344.00	344.00-	107495	6/23/23	0.00
							** TOTALS **	344.00	344.00-			0.00
01-004818	DOMINO'S											
		23-44947	INV	APRIL	4/30/23	6/09/23	N	749.36	749.36-	107416	6/09/23	0.00
		23-44980	INV	MAY	5/29/23	6/16/23	N	1,636.21	1,636.21-	107435	6/16/23	0.00
							** TOTALS **	2,385.57	2,385.57-			0.00

A C C O U N T S P A Y A B L E  
O P E N I T E M R E P O R T  
S U M M A R Y

VENDOR	----- VENDOR NAME -----	PO	TYPE	INV NO#	INV DT	POST DT	1099	GROSS AMT	PAYMENTS	CHECK#	CHECK DT	-----BALANCE----
01-004826	TRICO MECHANICAL INC.											
		23-44886	INV	041923	4/19/23	6/09/23	N	4,715.00	4,715.00-	107427	6/09/23	0.00
		23-44939	INV	7475	4/21/23	6/09/23	N	3,332.00	3,332.00-	107427	6/09/23	0.00
							** TOTALS **	8,047.00	8,047.00-			0.00
01-004835	BRIAN BIERNACKI											
		23-44913	INV	2023 SPRING BB	5/26/23	6/02/23	Y	105.00	105.00-	107366	6/02/23	0.00
							** TOTALS **	105.00	105.00-			0.00
01-004849	STEVEN THONN											
			INV	COACH 6/5-6/16	6/16/23	6/23/23	Y	1,730.40	1,730.40-	107498	6/23/23	0.00
							** TOTALS **	1,730.40	1,730.40-			0.00
01-004850	STEPHEN J HOBBS											
			INV	COACH 6/5-6/15	6/15/23	6/23/23	Y	459.00	459.00-	107489	6/23/23	0.00
							** TOTALS **	459.00	459.00-			0.00
01-004851	MATTHEW BETANCOURT											
			INV	COACH 6/5-6/15	6/15/23	6/23/23	Y	459.00	459.00-	107478	6/23/23	0.00
							** TOTALS **	459.00	459.00-			0.00
01-004852	JAMES ZAY											
			INV	COACH 6/5-6/8	6/08/23	6/23/23	Y	252.00	252.00-	107502	6/23/23	0.00
							** TOTALS **	252.00	252.00-			0.00
01-1	MISC VENDOR (REFUNDS ONLY)											
			INV	REC# 2011815.007	5/10/23	5/19/23	N	89.00	89.00-	107510	6/30/23	0.00
			INV	REC# 2011963.007	6/07/23	6/16/23	N	1,065.00	1,065.00-	107455	6/16/23	0.00
			INV	REC# 2012315.008	5/10/23	5/19/23	N	250.00	250.00-	107367	6/02/23	0.00
			INV	REC# 2012378.008	5/26/23	6/02/23	N	500.00	500.00-	107380	6/02/23	0.00
			INV	REC# 2012380.008	5/26/23	6/02/23	N	300.00	300.00-	107370	6/02/23	0.00
			INV	REC# 2012480.008	6/09/23	6/16/23	N	45.00	45.00-	107442	6/16/23	0.00
			INV	REC# 2012521.008	6/15/23	6/23/23	N	100.00	100.00-	107500	6/23/23	0.00
			INV	REC# 2012565.008	6/21/23	6/30/23	N	500.00	500.00-	107514	6/30/23	0.00
			INV	REC# 2012575.008	6/21/23	6/30/23	N	40.00	40.00-	107515	6/30/23	0.00
			INV	REC# 2012583.008	6/27/23	6/30/23	N	80.00	80.00-	107507	6/30/23	0.00
							** TOTALS **	2,969.00	2,969.00-			0.00

A C C O U N T S   P A Y A B L E  
O P E N   I T E M   R E P O R T  
S U M M A R Y

T O T A L S

	GROSS	PAYMENTS	BALANCE
PAID ITEMS	1,042,683.32	1,042,683.32CR	0.00
PARTIALLY PAID	0.00	0.00	0.00
UNPAID ITEMS	0.00	0.00	0.00
** TOTALS **	1,042,683.32	1,042,683.32CR	0.00



A C C O U N T S P A Y A B L E  
O P E N I T E M R E P O R T  
S U M M A R Y

\*\* PRE-PAID INVOICES \*\*

P R E P A I D T O T A L S

	GROSS	PAYMENTS	BALANCE
PAID ITEMS	0.00	0.00	0.00
PARTIALLY PAID	0.00	0.00	0.00
UNPAID ITEMS	0.00	0.00	0.00
** TOTALS **	0.00	0.00	0.00

A C C O U N T S P A Y A B L E  
O P E N I T E M R E P O R T  
S U M M A R Y

R E P O R T T O T A L S

	GROSS	PAYMENTS	BALANCE
PAID ITEMS	1,042,683.32	1,042,683.32CR	0.00
PARTIALLY PAID	0.00	0.00	0.00
UNPAID ITEMS	0.00	0.00	0.00
VOIDED ITEMS	0.00	0.00	0.00
<b>** TOTALS **</b>	<b>1,042,683.32</b>	<b>1,042,683.32CR</b>	<b>0.00</b>

U N P A I D R E C A P

NUMBER OF HELD INVOICES	0
UNPAID INVOICE TOTALS	0.00
UNPAID DEBIT MEMO TOTALS	0.00
UNAPPLIED CREDIT MEMO TOTALS	0.00
<b>** UNPAID TOTALS **</b>	<b>0.00</b>

\*G/L EXPENSE DISTRIBUTION\*

ACCOUNT NUMBER	ACCOUNT NAME	AMOUNT
10 140000	PREPAID EXPENSES	2,116.00
10 204000	DUE TO VILLAGE OF CAROL STREAM	18.00
10 209000	DUE TO CS PARKS FOUNDATION	200.00
10 209100	D/T CSP FOUNDATION-BIKE CLUB	1,121.67
10 217000	SECTION 125	449.69
10 5-00-00-534	PHYSICAL/DRUG TESTING	528.00
10 5-00-00-550	AUDITING SERVICES	2,000.00
10 5-00-00-558	SECURITY SERVICES	252.00
10 5-00-00-565	BACKGROUND CHECKS-EMPLOYEES	456.00
10 5-00-00-566	BACKGROUND CHECKS-NON-EMPLOYEE	28.50
10 5-00-00-610	PDRMA PROPERTY	4,031.04
10 5-00-00-611	PDRMA LIABILITY	1,948.30
10 5-00-00-612	PDRMA EMPLOYMENT	683.70
10 5-00-00-613	PDRMA POLLUTION	117.97
10 5-00-00-614	PDRMA WORKMENS COMP	3,789.28
10 5-00-00-651	MINOR EQUIPMENT-SAFETY	700.61
10 5-10-00-535-000	GROUP MEDICAL	2,442.82
10 5-10-00-540	SECTION 125 PLAN	50.00

A C C O U N T S   P A Y A B L E  
O P E N   I T E M   R E P O R T  
S U M M A R Y

\*G/L EXPENSE DISTRIBUTION\*

ACCOUNT NUMBER	ACCOUNT NAME	AMOUNT
10 5-10-00-546	TELEPHONE	191.36
10 5-10-00-551	ATTORNEY	225.00
10 5-10-00-556	MAINTENANCE CONTRACTS	6,903.71
10 5-10-00-559	TRAINING/SEMINARS	6.00
10 5-10-00-560	MEETINGS	168.84
10 5-10-00-590	OTHER SERVICES	5,673.50
10 5-10-00-620	STAFF INCENTIVE	298.15
10 5-10-00-647	MINOR EQUIPMENT-SAFETY	72.00
10 5-10-00-650	EQUIPMENT RENTAL	314.82
10 5-10-00-652	OFFICE SUPPLIES	179.53
10 5-10-00-668	COMMISSIONER EXPENSE	214.38
10 5-10-00-669	POSTAGE	800.00
10 5-10-00-671	PROMOTIONAL SUPPLIES	789.64
10 5-12-00-500	MARKETING GENERAL EXPENSE	33.20
10 5-12-00-546	TELEPHONE	51.84
10 5-12-00-570	CONTRACTUAL SERVICES	280.00
10 5-12-00-590	OTHER SERVICES	169.98
10 5-12-00-657	CLOTHING	201.00
10 5-15-00-500	PARKS GENERAL EXPENSE	4,626.84
10 5-15-00-545-079	WATER/SEWER-ARMSTRONG RESTROOM	1,027.55
10 5-15-00-545-080	WATER/SEWER-ARMSTRONG FOUNTAIN	1.19
10 5-15-00-545-081	WATER/SEWER-COMMUNITY PARK	5.57
10 5-15-00-545-089	WATER/SEWER-HAMPE	9.24
10 5-15-00-545-095	WATER/SEWER-RED HAWK	712.66
10 5-15-00-545-096	WATER/SEWER-SLEPICKA	1.49
10 5-15-00-546	TELEPHONE	182.58
10 5-15-00-547-083	ELECTRIC-ARMSTRONG PARK NORTH	401.06
10 5-15-00-547-085	ELECTRIC-ARMSTRONG PARK SOUTH	523.53
10 5-15-00-547-086	ELECTRIC-BIERMAN	24.19
10 5-15-00-547-089	ELECTRIC-HAMPE	56.57
10 5-15-00-547-093	ELECTRIC-MEMORIAL PARK	18.73
10 5-15-00-547-094	ELECTRIC-POND AERATORS	22.73
10 5-15-00-547-095	ELECTRIC-RED HAWK	154.71
10 5-15-00-547-096	ELECTRIC-SLEPICKA	30.50
10 5-15-00-547-097	ELECTRIC-UNDERPASS IL64	47.29
10 5-15-00-547-098	ELECTRIC-CAROLSHIRE PARK	29.93
10 5-15-00-548	REFUSE	966.36
10 5-15-00-556-048	MAINT CONTRACTS-LANDSCAPE	67,111.90
10 5-15-00-568	PERMITS/LICENSES	45.00
10 5-15-00-651	MINOR EQUIPMENT	842.96
10 5-15-00-653	HORTICULTURAL SUPPLIES	4,658.18
10 5-15-00-653-060	HORTICULTURE SUPPLIES-MEM TREE	225.00
10 5-15-00-656	JANITORIAL SUPPLIES	1,386.69
10 5-15-00-657	CLOTHING SUPPLIES	180.00
10 5-15-00-659	VEHICLE FUELS	2,645.86
10 5-15-00-660	PLAYGROUND MATERIAL/MAINT	109.50
10 5-15-00-660-059	PLAYGROUND MAINT-DOG PARK	639.99

A C C O U N T S   P A Y A B L E  
O P E N   I T E M   R E P O R T  
S U M M A R Y

\*G/L EXPENSE DISTRIBUTION\*

ACCOUNT NUMBER	ACCOUNT NAME	AMOUNT
10 5-15-00-663	VEHICLE REPAIRS	3,989.57
10 5-15-00-664	REPAIR/MAINT MATERIALS	969.61
10 5-15-00-664-058	REPAIR/MAINT MAT-VANDALISM	100.96
10 5-28-00-543	CABLE	79.14
10 5-28-00-544	GAS	371.45
10 5-28-00-545	WATER/SEWER	18.35
10 5-28-00-546	TELEPHONE/INTERNET	594.52
10 5-28-00-547	ELECTRIC	275.39
10 5-28-00-548	REFUSE	196.52
10 5-28-00-556	MAINTENANCE CONTRACTS	774.75
10 5-28-00-651	MINOR EQUIPMENT FACILITY	898.00
10 5-62-00-546	TELEPHONE	103.68
	** FUND TOTAL **	132,566.27
12 5-00-00-748	FVRC POOL IMPROVEMENTS	579.04
	** FUND TOTAL **	579.04
20 205000	REGISTRATION CLIENT PAYABLE	2,969.00
20 206216	D/T THEATRE FUNDRAISER	163.13
20 206221	D/T DANCE COMPANY FUNDRAISER	42.97
20 206222	D/T DANCE FUNDRAISER	31.87
20 206902	D/T GYMNAST SPRINGER FUNDRAISE	171.27
20 207060	D/T PGM MERCH SALES TAX	95.79
20 207065	D/T CCMG SALES TAX	56.74
20 207990	D/T CCWP CONC SALES TAX	643.98
20 207991	D/T MCCASLIN CONC SALES TAX	3,296.87
20 207992	D/T FVRC CONC SALES TAX	85.31
20 4-14-00-481-990	RECOVERY OF COST-CCWP CONCESS	10.98CR
20 4-14-00-481-991	RECOVERY OF COST-MCCAS CONCES	57.87CR
20 4-14-00-481-992	RECOVERY OF COST-FVRC CONCES	1.31CR
20 4-60-00-481	RECOVERY OF COST-RECREATION	1.79CR
20 4-60-00-481-665	RECOVERY OF COST-CCMG	0.74CR
20 5-12-00-553	ADVERTISING PRINT	1,400.85
20 5-12-00-592	PROGRAM SUPPLIES	338.20
20 5-12-00-651	MINOR EQUIPMENT	21.77
20 5-13-00-543	CABLE	245.80
20 5-13-00-544	GAS	2,033.95
20 5-13-00-545	WATER/SEWER	1,684.07
20 5-13-00-546	TELEPHONE/INTERNET	1,525.75
20 5-13-00-547	ELECTRIC	12,350.38
20 5-13-00-548	REFUSE	667.14
20 5-13-00-556	MAINTENANCE CONTRACTS	6,809.12
20 5-13-00-556-048	MAINT CONTRACTS-LANDSCAPE	255.00
20 5-13-00-562	REPAIR SERVICES	1,649.84
20 5-13-00-562-057	REPAIR SERVICES-GEOTHERMAL	1,096.00
20 5-13-00-651	MINOR EQUIPMENT FACILITY	297.71
20 5-13-00-652	OFFICE SUPPLIES	22.36

A C C O U N T S   P A Y A B L E  
O P E N   I T E M   R E P O R T  
S U M M A R Y

\*G/L EXPENSE DISTRIBUTION\*

ACCOUNT NUMBER	ACCOUNT NAME	AMOUNT
20 5-13-00-654	CHEMICALS-POOL	1,569.89
20 5-13-00-656	JANITORIAL SUPPLIES	1,533.79
20 5-13-00-664	REPAIR & MAINT SUPPLIES	42.24
20 5-13-00-665	SAFETY SUPPLIES-FVRC	43.88
20 5-14-00-544-991	GAS - MCCASLIN CONCESSIONS	123.77
20 5-14-00-548-991	REFUSE-MCCASLIN CONCESSIONS	252.33
20 5-14-00-559	TRAINING	12.25
20 5-14-00-640-991	DRY GOODS SUPPLIES-MCCASLIN	3,578.38
20 5-14-00-642-991	MCCAS-PERISHABLE FOOD SUPPLIES	30,489.99
20 5-14-00-643-991	MCCAS-NON-ALCOH BEV SUPPLIES	4,150.50
20 5-14-00-645-990	CCWP-CONTRACT PERISHABLE FOOD	903.37
20 5-14-00-645-991	MCCAS-CONTRACT PERISHABLE FOOD	1,248.74
20 5-14-00-645-992	FVRC-CONTRACT PERISHABLE FOOD	233.46
20 5-14-00-651-991	MINOR EQMT FAC-MCCASLIN CONC	22.28
20 5-14-00-656-991	JANITORIAL SUPP-MCCASLIN CONC	213.48
20 5-14-00-665-991	SAFETY SUPPLIES-MCCASLIN CONC	776.25
20 5-14-00-690-991	DEPT SUPPLIES MCCAS CONCESSION	13.99
20 5-23-00-543	CABLE	10.52
20 5-23-00-544	GAS	1,209.79
20 5-23-00-545	WATER/SEWER	33.95
20 5-23-00-546	TELEPHONE/INTERNET	2,092.25
20 5-23-00-547	ELECTRIC	2,974.67
20 5-23-00-548	REFUSE	547.77
20 5-23-00-556	MAINTENANCE CONTRACTS	2,231.50
20 5-23-00-651	MINOR EQUIPMENT FACILITY	2,399.62
20 5-23-00-656	JANITORIAL SUPPLIES	608.83
20 5-23-00-664	REPAIR & MAINT SUPPLIES	455.97
20 5-24-00-544	GAS	133.09
20 5-24-00-545-087	WATER/SEWER-CORAL COVE	305.53
20 5-24-00-545-088	WATER/SEWER-CCWP FILTER ROOM	1,062.06
20 5-24-00-547	ELECTRIC	367.66
20 5-24-00-556	MAINTENANCE CONTRACTS	8,675.90
20 5-24-00-562	REPAIR SERVICES	9,263.42
20 5-24-00-650	EQUIPMENT RENTAL	420.00
20 5-24-00-651	MINOR EQUIPMENT FACILITY	470.38
20 5-24-00-654	CHEMICALS - POOL	9,599.90
20 5-24-00-656	JANITORIAL SUPPLIES	1,188.07
20 5-24-00-664	REPAIR & MAINT SUPPLIES	1,259.14
20 5-24-00-665	SAFETY SUPPLIES-CCWP	180.45
20 5-26-00-544	GAS	135.15
20 5-26-00-547	ELECTRIC	135.15
20 5-26-00-556	MAINTENANCE CONTRACTS	524.70
20 5-60-00-543-641	CABLE - RENTAL FIELDS	102.08
20 5-60-00-546	TELEPHONE	338.10
20 5-60-00-553	PRINTING-RECREATION	23.75
20 5-60-00-560-622	MEETINGS - LOCAL EVENTS	35.94
20 5-60-00-592-622	PGM SUP - LOCAL EVENTS	111.98

A C C O U N T S   P A Y A B L E  
O P E N   I T E M   R E P O R T  
S U M M A R Y

\*G/L EXPENSE DISTRIBUTION\*

ACCOUNT NUMBER	ACCOUNT NAME	AMOUNT
20 5-60-00-592-624	PGM SUP-JULY 4TH EVENT	813.88
20 5-60-00-592-626	PGM SUP-VOLUNTEER EVENT	800.25
20 5-60-00-592-642	RENTAL FVRC SUPPLIES	510.06
20 5-60-00-592-643	RENTAL GYMNASIUM SUPPLIES	400.00
20 5-60-00-592-665	PGM SUP - CCMG SPECIAL EVENTS	289.25
20 5-60-00-593-665	CONCESSION SUPPLIES - CCMG	805.75
20 5-60-00-595-641	FIELD RENTALS SERVICES	2,530.00
20 5-60-00-597	PGM SCHOOL RENTALS	831.00
20 5-60-00-649-665	MINOR EQUIPMENT PROGRAMS	166.90
20 5-60-00-651-695	MINOR EQMT-SPONS/ADVERTISING	118.75CR
20 5-60-00-667	AUTO REIMBURSEMENT	60.00
20 5-60-00-690	DEPARTMENT SUPPLIES	151.80
20 5-60-00-690-665	DEPARTMENT SUPPLIES	92.80
20 5-60-16-592-135	PGM SUP - PRESCHOOL	47.98
20 5-60-20-592-203	PGM SUP - YOUTH B-DAY PARTIES	301.58
20 5-60-20-595-203	PGM SRV - YOUTH B-DAY PARTIES	469.00
20 5-60-21-592-205	PGM SUP - SPECIAL INTEREST	42.70
20 5-60-21-595-205	PGM SRV - SPECIAL INTEREST	2,255.40
20 5-60-23-592-215	PGM SUP - YOUTH THEATRE	959.91
20 5-60-23-592-220	PGM SUP - SEASONAL DANCE	29.15
20 5-60-23-595-224	PGM SRV - DANCE RECITAL	16.99
20 5-60-27-592-234	PGM SUP-OUTDOOR ADVENTURE CAMP	624.61
20 5-60-27-592-235	PGM SUP-AWESOME ADVENTURE CAMP	1,224.66
20 5-60-27-595-234	PGM SRV-OUTDOOR ADVENTURE CAMP	1,340.34
20 5-60-27-595-235	PGM SRV-AWESOME ADVENTURE CAMP	6,860.00
20 5-60-27-665-235	SAFETY SUPPLIES-AWS ADVEN CAMP	124.45
20 5-60-28-592-237	PGM SUP - YOUTH VOLLEYBALL	384.04
20 5-60-28-592-262	PGM SUP-YTH SUMMER BASKETBALL	2,234.49
20 5-60-28-592-272	PGM SUP - YTH SPRING SOCCER	937.53
20 5-60-28-592-860	PGM SUP-YTH BB/SB LEAGUES	2,191.82
20 5-60-28-595-237	PGM SRV - YOUTH VOLLEYBALL	240.00
20 5-60-28-595-262	PGM SRV-YTH SUMMER BASKETBALL	1,670.00
20 5-60-28-595-272	PGM SRV - YTH SPRING SOCCER	2,720.00
20 5-60-28-595-860	PGM SRV-YTH BB/SB LEAGUES	9,560.00
20 5-60-28-665-272	SAFETY SUPPLIES-YTH SPRG SOCCR	335.84
20 5-60-28-665-860	SAFETY SUPPLIES-YTH BB/SB LGES	223.04
20 5-60-29-546-290	TELEPHONE-YTH B/A SCHOOL	362.90
20 5-60-37-592-327	PGM SUP - MS AFTER HOURS	166.67
20 5-60-47-595-460	PGM SRV - HIGH SCHOOL CAMPS	12,935.24
20 5-60-48-592-435	PGM SUP - ADULT SOFTBALL	3,559.90
20 5-60-48-592-440	PGM SUP - ADULT SPORTS LEAGUES	266.82
20 5-60-48-595-435	PGM SRV - ADULT SOFTBALL	231.00
20 5-60-48-595-440	PGM SRV - ADULT SPORTS LEAGUES	1,912.00
20 5-60-55-595-520	PGM SRV-FOREVER YNG DAY TRIPS	554.85
20 5-60-61-595-680	PGM SRV-SPORTS INSTRUCTIONAL	2,989.00
20 5-60-64-592-610	PGM SUP - FAMILY SPECIAL EVENT	224.42
20 5-60-70-570-700	CONTRACTUAL SRVS-FVRC POOL	33,715.46

A C C O U N T S   P A Y A B L E  
O P E N   I T E M   R E P O R T  
S U M M A R Y

\*G/L EXPENSE DISTRIBUTION\*

ACCOUNT NUMBER	ACCOUNT NAME	AMOUNT
20 5-60-70-570-750	CONTRACTUAL SRVS-CCWP	63,280.47
20 5-60-70-592-750	PGM SUP-GENERAL SWIM	450.00
20 5-60-70-665-750	SAFETY SUPPLIES - CCWP	36.95
20 5-60-71-592-707	PGM SUP-INSTR/COORD SWIM LESSO	32.98
20 5-60-78-592-710	PGM SUP - SWIM TEAM	239.72
20 5-60-80-543-800	CABLE - FITNESS CENTER	368.71
20 5-60-80-592-800	PGM SUP-FITNESS CENTR-MEM/PASS	1,879.21
20 5-60-80-595-800	PGM SRV-FITNESS CENTR-MEM/PASS	154.89
20 5-60-91-592-905	PGM SUP - GYMNASTIC INSTRUCTNL	119.21
20 5-64-00-545	WATER/SEWER-MCCAS FIELDS	221.33
20 5-64-00-547	ELECTRIC-MCCASLIN FIELDS	1,624.72
20 5-64-00-548	REFUSE-MCCASLIN FIELDS	252.33
20 5-64-00-556	MAINTENANCE CONTRACTS	643.46
20 5-64-00-562	REPAIR SERVICES	472.13
20 5-64-00-656	JANITORIAL SUPPLIES	812.22
20 5-65-00-544	GAS	81.97
20 5-65-00-546	TELEPHONE/INTERNET	608.51
20 5-65-00-547	ELECTRIC	309.47
20 5-65-00-548	REFUSE	336.45
20 5-65-00-556	MAINTENANCE CONTRACTS	300.50
20 5-65-00-562	REPAIR SERVICES	1,760.00
20 5-65-00-650	EQUIPMENT RENTAL	60.00
20 5-65-00-656	JANITORIAL SUPPLIES	755.62
	** FUND TOTAL **	303,833.67
25 5-00-00-575	INCLUSION COSTS	6,378.30
25 5-00-00-602	WDSRA TAX ALLOCATION	154,330.00
25 5-00-00-725	ADA CAPITAL IMPROVEMENTS	75.00
	** FUND TOTAL **	160,783.30
30 5-00-00-932	2016 GO REFUNDING PARK BOND	256,050.00
	** FUND TOTAL **	256,050.00
34 5-00-00-713	TECHNOLOGY	7,650.13
	** FUND TOTAL **	7,650.13
42 5-00-00-760	MCCASLIN PARK IMPROVEMENTS	27,850.00
42 5-75-00-722	COMMUNITY PARK	5,587.13
42 5-75-00-753	CORAL COVE WATER PARK	144,783.78
42 5-75-00-772	WALTER PARK	3,000.00
	** FUND TOTAL **	181,220.91
-----		
	** TOTAL **	1,042,683.32

A C C O U N T S   P A Y A B L E  
O P E N   I T E M   R E P O R T  
S U M M A R Y

\*DEPARTMENT TOTALS\*

DEPARTMENT	DEPARTMENT NAME	AMOUNT
10	NON-DEPARTMENTAL	3,905.36
10 00	ANCILLARY FUNDS	14,535.40
10 10	FINANCE/ADMINISTRATION	18,329.75
10 12	MARKETING/COMMUNICATION	736.02
10 15	PARKS	91,747.94
10 28	MAINTENANCE FACILITY	3,208.12
10 62	REGISTRATION SERVICES	103.68
	** FUND TOTAL **	132,566.27
12 00	REC REPAIR & REPLACEMENT	579.04
	** FUND TOTAL **	579.04
20	NON-DEPARTMENTAL	7,556.93
20 12	MARKETING/COMMUNICATION	1,760.82
20 13	FOUNTAIN VIEW REC CENTER	31,826.92
20 14	CONCESSIONS	41,948.63
20 23	SIMKUS FACILITY	12,564.87
20 24	CORAL COVE	32,925.60
20 26	EVERGREEN GYM FACILITY	795.00
20 60	RECREATION	166,216.19
20 64	MCCASLIN FIELDS	4,026.19
20 65	MINIATURE GOLF	4,212.52
	** FUND TOTAL **	303,833.67
25 00	SPECIAL RECREATION	160,783.30
	** FUND TOTAL **	160,783.30
30 00	BOND AND INTEREST	256,050.00
	** FUND TOTAL **	256,050.00
34 00	CAPITAL PROJECTS	7,650.13
	** FUND TOTAL **	7,650.13
42 00	CAPITAL PROJECTS	27,850.00
42 75	2021 CAPITAL IMPROVEMENTS	153,370.91
	** FUND TOTAL **	181,220.91
-----		
	** TOTAL **	1,042,683.32

0 ERRORS  
0 WARNINGS



SELECTION CRITERIA

-----

VENDOR SET: 01-CAROL STREAM PARK DIST.  
 VENDOR: THRU ZZZZZZ  
 VENDOR CLASS: ALL  
 BANK CODES: Include: APBNK  
 1099 BOX: All  
 COMMENT CODES: All  
 HOLD STATUS: Both  
 AP BALANCE AS OF: 0/00/0000  
 ADVANCED SELECTION: YES

-----

ITEM SELECTION: PAID ITEMS  
 FUNDS: All  
 ACCOUNT RANGE: THRU ZZZZZZZZZZZZZZ  
 ITEM AMOUNT: 999,999,999.00CR THRU 999,999,999.00

-----

PRINT OPTIONS:

SEQUENCE: VENDOR NUMBER  
 REPORT TYPE: SUMMARY  
 SORT TRANSACTIONS BY DATE: NO  
 G/L ACCOUNTS/PROJECTS: YES  
 ONE VENDOR PER PAGE: NO  
 ONE DEPARTMENT PER PAGE: NO  
 PRINT STUB COMMENTS: NO  
 PRINT COMMENT CODES: None  
 PRINT W/ PO ONLY: NO

-----

DATE SELECTION:


PAYMENT DATE: 6/01/2023 THRU 6/30/2023  
 ITEM DATE: 0/00/0000 THRU 99/99/9999  
 POSTING DATE: 0/00/0000 THRU 99/99/9999

-----

Motion:

Make a motion to ratify bills as presented in the Accounts Payable Voucher List for July 2023.

  
\_\_\_\_\_  
(Treasurer)

  
\_\_\_\_\_  
(Date)

Carol Stream Park District  
Accounts Payable Voucher List  
July 2023

Presented to the  
Board of Commissioners  
August 14, 2023





VENDOR	PO	VENDOR NAME	TYPE	INV NO#	INV DT	POST DT	1099	GROSS AMT	PAYMENTS	CHECK#	CHECK DT	BALANCE
01-001085	ILL DEPT OF REVENUE	23-45077	INV	ST-JUNE 23	7/01/23	7/28/23	N	6,634.00	6,634.00-	001340	7/28/23	0.00
							** TOTALS **	6,634.00	6,634.00-			0.00
01-001104	GLEN ELLYN PARK DISTRICT	23-45095	INV	AD DANCE SPR 23	7/13/23	7/28/23	N	170.80	170.80-	107641	7/28/23	0.00
							** TOTALS **	170.80	170.80-			0.00
01-001252	LOWE'S	23-45078	INV	901048-6/13/23	6/13/23	7/14/23	N	26.80	26.80-	001331	7/14/23	0.00
		23-45078	INV	901136-6/14/23	6/14/23	7/14/23	N	49.29	49.29-	001331	7/14/23	0.00
		23-45137	INV	901182-7/11/23	7/11/23	7/28/23	N	18.26	18.26-	001341	7/28/23	0.00
		23-45078	INV	901273-6/15/23	6/15/23	7/14/23	N	36.01	36.01-	001331	7/14/23	0.00
		23-45078	INV	901349-6/16/23	6/16/23	7/14/23	N	51.68	51.68-	001331	7/14/23	0.00
		23-45137	INV	901525-7/14/23	7/14/23	7/28/23	N	35.25	35.25-	001341	7/28/23	0.00
		23-45078	INV	901943-6/12/23	6/12/23	7/14/23	N	171.73	171.73-	001331	7/14/23	0.00
		23-45078	INV	902179-6/26/23	6/26/23	7/14/23	N	13.19	13.19-	001331	7/14/23	0.00
		23-45137	INV	960991-7/25/23	7/25/23	7/28/23	N	216.60	216.60-	001341	7/28/23	0.00
							** TOTALS **	618.81	618.81-			0.00
01-001270	PAUL M. O'CONNELL	INV OFFICIAL 6/26-7/10			7/10/23	7/21/23	Y	180.00	180.00-	107620	7/21/23	0.00
							** TOTALS **	180.00	180.00-			0.00
01-001603	MAGIC OF GARY KANTOR	23-45084	INV	MAGIC 7/10/23	7/10/23	7/14/23	Y	30.80	30.80-	107578	7/14/23	0.00
							** TOTALS **	30.80	30.80-			0.00
01-001829	COMMUNITY CONSOLIDATED	23-45123	INV	072823Distribution	7/25/23	7/28/23	N	11,700.00	11,700.00-	107634	7/28/23	0.00
							** TOTALS **	11,700.00	11,700.00-			0.00
01-001918	LRS, LLC	23-44718	INV	PS533335	6/01/23	7/14/23	Y	170.00	170.00-	107582	7/14/23	0.00
		23-44718	INV	PS533336	6/01/23	7/14/23	Y	170.00	170.00-	107582	7/14/23	0.00
		23-44718	INV	PS533337	6/01/23	7/14/23	Y	170.00	170.00-	107582	7/14/23	0.00
		23-44718	INV	PS533338	6/01/23	7/14/23	Y	170.00	170.00-	107582	7/14/23	0.00
		23-44718	INV	PS533339	6/01/23	7/14/23	Y	170.00	170.00-	107582	7/14/23	0.00
		23-44718	INV	PS533340	6/01/23	7/14/23	Y	300.00	300.00-	107582	7/14/23	0.00
		23-44718	INV	PS533341	6/01/23	7/14/23	Y	300.00	300.00-	107582	7/14/23	0.00
		23-44718	INV	PS533342	6/01/23	7/14/23	Y	170.00	170.00-	107582	7/14/23	0.00
		23-44718	INV	PS533343	6/01/23	7/14/23	Y	170.00	170.00-	107582	7/14/23	0.00
		23-44718	INV	PS533344	6/01/23	7/14/23	Y	170.00	170.00-	107582	7/14/23	0.00
		23-44718	INV	PS533345	6/01/23	7/14/23	Y	170.00	170.00-	107582	7/14/23	0.00
		23-44718	INV	PS533346	6/01/23	7/14/23	Y	300.00	300.00-	107582	7/14/23	0.00
		23-44718	INV	PS533347	6/01/23	7/14/23	Y	170.00	170.00-	107582	7/14/23	0.00
		23-44718	INV	PS533348	6/01/23	7/14/23	Y	170.00	170.00-	107582	7/14/23	0.00
		23-44718	INV	PS541966	6/29/23	7/14/23	Y	170.00	170.00-	107582	7/14/23	0.00
		23-44718	INV	PS541967	6/29/23	7/14/23	Y	121.43	121.43-	107582	7/14/23	0.00



VENDOR	---- VENDOR NAME -----	PO	TYPE	INV NO#	INV DT	POST DT	1099	GROSS AMT	PAYMENTS	CHECK#	CHECK DT	----BALANCE---
01-003841	ELEVATOR INSPECTION SERVIC** CONTINUED **	23-45091	INV	117178	7/13/23	7/28/23	N	175.00	175.00-	107638	7/28/23	0.00
					** TOTALS **			175.00	175.00-			0.00
01-003932	STERLING NETWORK INTEGRATI	23-45063	INV	07012305	7/03/23	7/14/23	N	1,115.75	1,115.75-	107586	7/14/23	0.00
					** TOTALS **			1,115.75	1,115.75-			0.00
01-003955	CAROL STREAM PARKS FOUNDAT	23-45059	INV	Donations 6/23	7/01/23	7/07/23	N	663.00	663.00-	107556	7/07/23	0.00
					** TOTALS **			663.00	663.00-			0.00
01-004031	OFFICIAL FINDERS, LLC	23-45079	INV	15065	4/30/23	7/14/23	Y	300.00	300.00-	107581	7/14/23	0.00
		23-45054	INV	16487	6/26/23	7/14/23	Y	500.00	500.00-	107581	7/14/23	0.00
		23-45054	INV	16487/16705	6/26/23	7/14/23	Y	140.00	140.00-	107581	7/14/23	0.00
		23-45054	INV	16488	6/26/23	7/14/23	Y	335.00	335.00-	107581	7/14/23	0.00
		23-45054	INV	16488/16738	7/02/23	7/14/23	Y	140.00	140.00-	107581	7/14/23	0.00
		23-45053	INV	16589	6/26/23	7/14/23	Y	1,100.00	1,100.00-	107581	7/14/23	0.00
		23-45053	INV	16589/16732	7/02/23	7/14/23	Y	288.00	288.00-	107581	7/14/23	0.00
		23-45116	INV	16912	7/09/12	7/28/23	Y	632.00	632.00-	107647	7/28/23	0.00
		23-45106	INV	16970	7/17/23	7/21/23	Y	1,016.00	1,016.00-	107621	7/21/23	0.00
		23-45106	INV	16974	7/17/23	7/21/23	Y	140.00	140.00-	107621	7/21/23	0.00
					** TOTALS **			4,591.00	4,591.00-			0.00
01-004044	FRONTLINE TECHNOLOGIES GRO	23-44859	INV	INVUS181557	7/03/23	7/14/23	Y	2,618.29	2,618.29-	107575	7/14/23	0.00
					** TOTALS **			2,618.29	2,618.29-			0.00
01-004072	SECOND CHANCE CARDIAC	23-45099	INV	23-007-2799	7/13/23	7/28/23	N	5,891.25	5,891.25-	107648	7/28/23	0.00
					** TOTALS **			5,891.25	5,891.25-			0.00
01-004141	BEARY LANDSCAPE MANAGEMENT	23-44823	INV	260360	7/01/23	7/28/23	N	12,345.43	12,345.43-	107630	7/28/23	0.00
					** TOTALS **			12,345.43	12,345.43-			0.00
01-004153	WEX BANK	23-45066	INV	90232270	7/01/23	7/21/23	N	2,950.51	2,950.51-	001338	7/21/23	0.00
					** TOTALS **			2,950.51	2,950.51-			0.00
01-004159	WIGHT & COMPANY	22-43270	INV	220056-016	6/30/23	7/21/23	N	2,563.97	2,563.97-	107625	7/21/23	0.00
		23-44631	INV	230085-001	6/30/23	7/21/23	N	2,037.34	2,037.34-	107625	7/21/23	0.00
		23-44806	INV	230113-002	6/30/23	7/21/23	N	12,032.95	12,032.95-	107625	7/21/23	0.00
					** TOTALS **			16,634.26	16,634.26-			0.00
01-004165	KONICA MINOLTA	23-45064	INV	9009382355	6/19/23	7/07/23	N	839.04	839.04-	107561	7/07/23	0.00
					** TOTALS **			839.04	839.04-			0.00

VENDOR	PO	VENDOR NAME	TYPE	INV NO#	INV DT	POST DT	1099	GROSS AMT	PAYMENTS	CHECK#	CHECK DT	BALANCE
01-004247		AMERICAN LEAK DETECTION										
	23-45087	INV 13715			6/20/23	7/14/23	Y	3,500.00	3,500.00-	107566	7/14/23	0.00
					**	TOTALS	**	3,500.00	3,500.00-			0.00
01-004264		DREISILKER ELECTRIC MOTORS										
	23-45132	INV I237909			4/04/23	7/28/23	N	220.83	220.83-	107637	7/28/23	0.00
					**	TOTALS	**	220.83	220.83-			0.00
01-004281		EXTRACTOR CORPORATION										
	23-45051	INV 23-1082			6/23/23	7/14/23	N	1,499.00	1,499.00-	107574	7/14/23	0.00
					**	TOTALS	**	1,499.00	1,499.00-			0.00
01-004290		PEPSI-COLA										
	23-45029	INV 42799759			6/28/23	7/07/23	N	620.46	620.46-	001329	7/07/23	0.00
	23-45045	INV 44755256			6/30/23	7/07/23	N	531.84	531.84-	001329	7/07/23	0.00
	23-44992	INV 44906111			6/14/23	7/07/23	N	457.47	457.47-	001329	7/07/23	0.00
	23-45115	INV 46005907			7/19/23	7/28/23	N	983.24	983.24-	001342	7/28/23	0.00
	23-45114	INV 46005908			7/19/23	7/28/23	N	461.45	461.45-	001342	7/28/23	0.00
	23-45015	INV 46478460			6/21/23	7/07/23	N	787.32	787.32-	001329	7/07/23	0.00
	23-45014	INV 46478461			6/21/23	7/07/23	N	300.99	300.99-	001329	7/07/23	0.00
	23-45098	INV 47331509			7/12/23	7/28/23	N	344.89	344.89-	001342	7/28/23	0.00
	23-45097	INV 47331510			7/12/23	7/28/23	N	932.89	932.89-	001342	7/28/23	0.00
					**	TOTALS	**	5,420.55	5,420.55-			0.00
01-004315		STEVEN M. RAVANESI										
	23-44421	INV EG RAMP #2-062623			6/26/23	7/07/23	Y	6,900.00	6,900.00-	107563	7/07/23	0.00
					**	TOTALS	**	6,900.00	6,900.00-			0.00
01-004371		HR SOURCE										
	23-45061	INV 18397			6/30/23	7/07/23	N	830.00	830.00-	107559	7/07/23	0.00
					**	TOTALS	**	830.00	830.00-			0.00
01-004403		TOWN & COUNTRY DISTRIBUTOR										
	23-45072	INV 730237			6/14/23	7/07/23	N	825.00	825.00-	001330	7/07/23	0.00
	23-45041	INV 734675			6/22/23	6/23/23	N	1,114.00	1,114.00-	001323	7/07/23	0.00
	23-45042	INV 736731			6/30/23	6/30/23	N	1,142.30	1,142.30-	001323	7/07/23	0.00
	23-45070	INV 737793			7/06/23	7/07/23	N	1,180.50	1,180.50-	001330	7/07/23	0.00
	23-45110	INV 739448			7/13/23	7/21/23	N	599.50	599.50-	001336	7/21/23	0.00
	23-45138	INV 742735			7/27/23	7/28/23	N	421.35	421.35-	001343	7/28/23	0.00
					**	TOTALS	**	5,282.65	5,282.65-			0.00
01-004423		PERFORMANCE FOODSERVICE										
	23-45057	INV 5285126			7/04/23	7/14/23	N	2,107.49	2,107.49-	001332	7/14/23	0.00
	23-45093	INV 52910101			7/11/23	7/21/23	N	1,065.42	1,065.42-	001335	7/21/23	0.00
	23-45092	INV 5291140			7/11/23	7/21/23	N	2,348.02	2,348.02-	001335	7/21/23	0.00
	23-45107	INV 5297201			7/18/23	7/21/23	N	1,006.17	1,006.17-	001335	7/21/23	0.00
	23-45108	INV 5297384			7/18/23	7/21/23	N	2,484.18	2,484.18-	001335	7/21/23	0.00
					**	TOTALS	**	9,011.28	9,011.28-			0.00





VENDOR	PO	VENDOR NAME	TYPE	INV NO#	INV DT	POST DT	1099	GROSS AMT	PAYMENTS	CHECK#	CHECK DT	BALANCE
01-004702	PCARD	- FIFTH THIRD BANK	** CONTINUED	**								
		CM	FRAUD	CR-SPIRE	7/03/23	7/31/23	N	30.00-	30.00	001354	7/31/23	0.00
		CM	GP	600282945	7/03/23	7/31/23	N	19.93-	19.93	001354	7/31/23	0.00
		CM	GP	600282959	7/03/23	7/31/23	N	13.27-	13.27	001354	7/31/23	0.00
		CM	SCHOOL	42155558-00	7/04/23	7/31/23	N	272.87-	272.87	001354	7/31/23	0.00
		CM	SCHOOL	4230697-00B	7/29/23	7/31/23	N	29.29-	29.29	001354	7/31/23	0.00
		INV		000766030	7/28/23	7/31/23	N	156.60	156.60-	001354	7/31/23	0.00
		INV		023232432820	7/25/23	7/31/23	N	65.76	65.76-	001354	7/31/23	0.00
		INV		07042	7/10/23	7/31/23	N	89.96	89.96-	001354	7/31/23	0.00
		INV		089848039540	7/21/23	7/31/23	N	20.16	20.16-	001354	7/31/23	0.00
		INV		112-46459236041029	7/20/23	7/31/23	N	21.98	21.98-	001354	7/31/23	0.00
		INV		11214602119751400	7/10/23	7/31/23	N	74.37	74.37-	001354	7/31/23	0.00
		INV		1122948098-6172212	7/13/23	7/31/23	N	27.99	27.99-	001354	7/31/23	0.00
		INV		11246406898728211	7/04/23	7/31/23	N	10.99	10.99-	001354	7/31/23	0.00
		INV		11280767291244202	7/18/23	7/31/23	N	38.97	38.97-	001354	7/31/23	0.00
		INV		11292263037397002	7/04/23	7/31/23	N	10.99	10.99-	001354	7/31/23	0.00
		INV		11403265886618674	7/07/23	7/31/23	N	19.42	19.42-	001354	7/31/23	0.00
		INV		1141285855308229	7/31/23	7/31/23	N	390.94	390.94-	001354	7/31/23	0.00
		INV		11444662347721065	7/17/23	7/31/23	N	54.96	54.96-	001354	7/31/23	0.00
		INV		11449620739464206	7/03/23	7/31/23	N	15.98	15.98-	001354	7/31/23	0.00
		INV		11485523028293033	7/03/23	7/31/23	N	12.99	12.99-	001354	7/31/23	0.00
		INV		11490551661664232	7/10/23	7/31/23	N	71.76	71.76-	001354	7/31/23	0.00
		INV		11494042503037027	7/20/23	7/31/23	N	23.96	23.96-	001354	7/31/23	0.00
		INV		11498911287193028	7/07/23	7/31/23	N	7.49	7.49-	001354	7/31/23	0.00
		INV		115715	7/28/23	7/31/23	N	82.31	82.31-	001354	7/31/23	0.00
		INV		115761	7/28/23	7/31/23	N	437.65	437.65-	001354	7/31/23	0.00
		INV		1820837	7/11/23	7/31/23	N	81.35	81.35-	001354	7/31/23	0.00
		INV		2000010950507140	7/05/23	7/31/23	N	35.93	35.93-	001354	7/31/23	0.00
		INV		20230198	7/14/23	7/31/23	N	1,925.75	1,925.75-	001354	7/31/23	0.00
		INV		20230199	7/18/23	7/31/23	N	195.00	195.00-	001354	7/31/23	0.00
		INV		20230200	7/18/23	7/31/23	N	19.50	19.50-	001354	7/31/23	0.00
		INV		20230203	7/18/23	7/31/23	N	18.30	18.30-	001354	7/31/23	0.00
		INV		20230207	7/06/23	7/31/23	N	841.50	841.50-	001354	7/31/23	0.00
		INV		20230210	7/20/23	7/31/23	N	605.00	605.00-	001354	7/31/23	0.00
		INV		20230212	7/20/23	7/31/23	N	88.00	88.00-	001354	7/31/23	0.00
		INV		20230220	7/25/23	7/31/23	N	1,171.50	1,171.50-	001354	7/31/23	0.00
		INV		213611	7/24/23	7/31/23	N	63.00	63.00-	001354	7/31/23	0.00
		INV		231526	7/06/23	7/31/23	N	38.50	38.50-	001354	7/31/23	0.00
		INV		231611	7/24/23	7/31/23	N	299.00	299.00-	001354	7/31/23	0.00
		INV		27753115	7/03/23	7/31/23	N	151.94	151.94-	001354	7/31/23	0.00
		INV		27771357	7/03/23	7/31/23	N	42.74	42.74-	001354	7/31/23	0.00
		INV		3270429	7/31/23	7/31/23	N	629.00	629.00-	001354	7/31/23	0.00
		INV		3283190	7/03/23	7/31/23	N	240.00	240.00-	001354	7/31/23	0.00
		INV		3283196	7/03/23	7/31/23	N	240.00	240.00-	001354	7/31/23	0.00
		INV		3467456	7/07/23	7/31/23	N	68.98	68.98-	001354	7/31/23	0.00
		INV		38951728	7/04/23	7/31/23	N	252.00	252.00-	001354	7/31/23	0.00
		INV		38951729	7/04/23	7/31/23	N	252.00	252.00-	001354	7/31/23	0.00
		INV		4230697-00A	7/25/23	7/31/23	N	322.14	322.14-	001354	7/31/23	0.00
		INV		5118643	7/03/23	7/31/23	N	59.08	59.08-	001354	7/31/23	0.00

VENDOR	PO	TYPE	INVOICE NO#	INVOICE DT	POST DT	1099	GROSS AMT	PAYMENTS	CHECK#	CHECK DT	BALANCE
01-004702	PCARD - FIFTH THIRD BANK	** CONTINUED **									
			INV 5527875-0	7/12/23	7/31/23	N	792.40	792.40-	001354	7/31/23	0.00
			INV 5538963-0	7/28/23	7/31/23	N	552.00	552.00-	001354	7/31/23	0.00
			INV 56169922	7/03/23	7/31/23	N	2.00	2.00-	001354	7/31/23	0.00
			INV 577231	7/28/23	7/31/23	N	175.00	175.00-	001354	7/31/23	0.00
			INV 577262	7/28/23	7/31/23	N	150.00	150.00-	001354	7/31/23	0.00
			INV 578170	7/28/23	7/31/23	N	350.00	350.00-	001354	7/31/23	0.00
			INV 5BELOW-204636	7/28/23	7/31/23	N	29.42	29.42-	001354	7/31/23	0.00
			INV 6311740698941279-1	7/03/23	7/31/23	N	25.00	25.00-	001354	7/31/23	0.00
			INV 7/23 GOOGLE	7/03/23	7/31/23	N	39.33	39.33-	001354	7/31/23	0.00
			INV 7053-3	7/11/23	7/31/23	N	314.95	314.95-	001354	7/31/23	0.00
			INV 709517	7/14/23	7/31/23	N	684.55	684.55-	001354	7/31/23	0.00
			INV 725216395	7/03/23	7/31/23	N	70.16	70.16-	001354	7/31/23	0.00
			INV 725342845	7/12/23	7/31/23	N	144.69	144.69-	001354	7/31/23	0.00
			INV 8106314017	7/27/23	7/31/23	N	4,315.55	4,315.55-	001354	7/31/23	0.00
			INV 87991242	7/21/23	7/31/23	N	178.45	178.45-	001354	7/31/23	0.00
			INV 9139243051	7/12/23	7/31/23	N	927.29	927.29-	001354	7/31/23	0.00
			INV 9139571378	7/12/23	7/31/23	N	1,116.19	1,116.19-	001354	7/31/23	0.00
			INV 9139897341	7/17/23	7/31/23	N	1,332.65	1,332.65-	001354	7/31/23	0.00
			INV 977020201019	7/18/23	7/31/23	N	2,194.08	2,194.08-	001354	7/31/23	0.00
			INV ADOBE CC 7/23	7/06/23	7/31/23	N	169.98	169.98-	001354	7/31/23	0.00
			INV ALK 7/26/2023	7/27/23	7/31/23	N	22.00	22.00-	001354	7/31/23	0.00
			INV AMAZON3109054	7/21/23	7/31/23	N	47.77	47.77-	001354	7/31/23	0.00
			INV AMAZON5597021	7/10/23	7/31/23	N	12.99	12.99-	001354	7/31/23	0.00
			INV AMAZON6181002	7/27/23	7/31/23	N	14.99	14.99-	001354	7/31/23	0.00
			INV AMAZON6225867	7/17/23	7/31/23	N	60.53	60.53-	001354	7/31/23	0.00
			INV AMAZON7443445	7/27/23	7/31/23	N	13.74	13.74-	001354	7/31/23	0.00
			INV AMAZON7709865	7/07/23	7/31/23	N	149.94	149.94-	001354	7/31/23	0.00
			INV AMZ 47912109472234	7/19/23	7/31/23	N	21.68	21.68-	001354	7/31/23	0.00
			INV AMZ 8531463-450340	7/27/23	7/31/23	N	9.99	9.99-	001354	7/31/23	0.00
			INV AMZ- 2280234	7/10/23	7/31/23	N	23.98	23.98-	001354	7/31/23	0.00
			INV AMZ- 3199452	7/06/23	7/31/23	N	18.99	18.99-	001354	7/31/23	0.00
			INV AMZ- 4626611	7/11/23	7/31/23	N	11.99	11.99-	001354	7/31/23	0.00
			INV AMZ- 5502638	7/06/23	7/31/23	N	12.79	12.79-	001354	7/31/23	0.00
			INV AMZ- 9789037	7/07/23	7/31/23	N	13.99	13.99-	001354	7/31/23	0.00
			INV AMZ-0121066	7/06/23	7/31/23	N	11.99	11.99-	001354	7/31/23	0.00
			INV AMZ-0205024	7/12/23	7/31/23	N	37.98	37.98-	001354	7/31/23	0.00
			INV AMZ-07172224	7/07/23	7/31/23	N	15.99	15.99-	001354	7/31/23	0.00
			INV AMZ-1437828	7/06/23	7/31/23	N	17.98	17.98-	001354	7/31/23	0.00
			INV AMZ-2091437	7/21/23	7/31/23	N	12.99	12.99-	001354	7/31/23	0.00
			INV AMZ-2237830	7/21/23	7/31/23	N	34.95	34.95-	001354	7/31/23	0.00
			INV AMZ-2538601	7/19/23	7/31/23	N	43.98	43.98-	001354	7/31/23	0.00
			INV AMZ-3250646	7/24/23	7/31/23	N	18.66	18.66-	001354	7/31/23	0.00
			INV AMZ-3872214 1	7/07/23	7/31/23	N	16.32	16.32-	001354	7/31/23	0.00
			INV AMZ-4566624	7/14/23	7/31/23	N	7.99	7.99-	001354	7/31/23	0.00
			INV AMZ-5297804	7/31/23	7/31/23	N	40.35	40.35-	001354	7/31/23	0.00
			INV AMZ-6244261	7/17/23	7/31/23	N	4.51	4.51-	001354	7/31/23	0.00
			INV AMZ-6549800	7/27/23	7/31/23	N	12.99	12.99-	001354	7/31/23	0.00
			INV AMZ-6811401	7/24/23	7/31/23	N	7.99	7.99-	001354	7/31/23	0.00

VENDOR	PO	VENDOR NAME	TYPE	INV NO#	INV DT	POST DT	1099	GROSS AMT	PAYMENTS	CHECK#	CHECK DT	BALANCE
01-004702	PCARD - FIFTH THIRD BANK	** CONTINUED **										
		INV AMZ-6968220			7/17/23	7/31/23	N	7.99	7.99-	001354	7/31/23	0.00
		INV AMZ-7964238			7/14/23	7/31/23	N	12.99	12.99-	001354	7/31/23	0.00
		INV AMZ-8638625			7/06/23	7/31/23	N	13.99	13.99-	001354	7/31/23	0.00
		INV AMZ-8796255			7/11/23	7/31/23	N	98.97	98.97-	001354	7/31/23	0.00
		INV AMZ-8863445			7/12/23	7/31/23	N	9.99	9.99-	001354	7/31/23	0.00
		INV AMZ-9817843			7/19/23	7/31/23	N	19.98	19.98-	001354	7/31/23	0.00
		INV AMZ0781859			7/20/23	7/31/23	N	15.99	15.99-	001354	7/31/23	0.00
		INV AMZ10624371954608			7/21/23	7/31/23	N	71.96	71.96-	001354	7/31/23	0.00
		INV AMZ114220647534602			7/12/23	7/31/23	N	34.99	34.99-	001354	7/31/23	0.00
		INV AMZ114593060274345			7/21/23	7/31/23	N	75.42	75.42-	001354	7/31/23	0.00
		INV AMZ22514625826622			7/20/23	7/31/23	N	13.49	13.49-	001354	7/31/23	0.00
		INV AMZ3872214 2			7/10/23	7/31/23	N	6.50	6.50-	001354	7/31/23	0.00
		INV AMZ43282185341806			7/31/23	7/31/23	N	22.99	22.99-	001354	7/31/23	0.00
		INV AMZ44572378965848			7/31/23	7/31/23	N	16.12	16.12-	001354	7/31/23	0.00
		INV AMZ44780295110637			7/20/23	7/31/23	N	11.99	11.99-	001354	7/31/23	0.00
		INV AMZ45889788521840			7/26/23	7/31/23	N	18.99	18.99-	001354	7/31/23	0.00
		INV AMZ48771976728252			7/21/23	7/31/23	N	23.98	23.98-	001354	7/31/23	0.00
		INV AMZ58793733405847			7/31/23	7/31/23	N	10.98	10.98-	001354	7/31/23	0.00
		INV AMZ59464548105856			7/21/23	7/31/23	N	51.98	51.98-	001354	7/31/23	0.00
		INV AMZ68638689545800			7/28/23	7/31/23	N	19.99	19.99-	001354	7/31/23	0.00
		INV AMZ8557070			7/10/23	7/31/23	N	82.96	82.96-	001354	7/31/23	0.00
		INV AMZ97173273305055			7/21/23	7/31/23	N	16.99	16.99-	001354	7/31/23	0.00
		INV AMZN 2121849			7/18/23	7/31/23	N	239.96	239.96-	001354	7/31/23	0.00
		INV AMZN 3275437			7/19/23	7/31/23	N	239.96	239.96-	001354	7/31/23	0.00
		INV AMZN 5507417			7/19/23	7/31/23	N	36.38	36.38-	001354	7/31/23	0.00
		INV AMZN 6226604			7/06/23	7/31/23	N	16.99	16.99-	001354	7/31/23	0.00
		INV AMZN 8227420			7/05/23	7/31/23	N	200.71	200.71-	001354	7/31/23	0.00
		INV AMZN 8634614			7/07/23	7/31/23	N	59.83	59.83-	001354	7/31/23	0.00
		INV AMZN-113-2356539-6			7/24/23	7/31/23	N	7.59	7.59-	001354	7/31/23	0.00
		INV AMZN-113-3977753-4			7/24/23	7/31/23	N	237.37	237.37-	001354	7/31/23	0.00
		INV AMZN113-4521312-12			7/03/23	7/31/23	N	73.97	73.97-	001354	7/31/23	0.00
		INV AMZN3002			7/17/23	7/31/23	N	20.99	20.99-	001354	7/31/23	0.00
		INV AMZN3004			7/26/23	7/31/23	N	15.88	15.88-	001354	7/31/23	0.00
		INV AMZN5278			7/31/23	7/31/23	N	59.94	59.94-	001354	7/31/23	0.00
		INV AMZN5807			7/26/23	7/31/23	N	76.97	76.97-	001354	7/31/23	0.00
		INV AMZN7426			7/27/23	7/31/23	N	22.26	22.26-	001354	7/31/23	0.00
		INV AMZN8266			7/31/23	7/31/23	N	22.94	22.94-	001354	7/31/23	0.00
		INV AMZN9021			7/28/23	7/31/23	N	38.80	38.80-	001354	7/31/23	0.00
		INV AMZN9055			7/31/23	7/31/23	N	89.95	89.95-	001354	7/31/23	0.00
		INV ANDERSON71923GL			7/20/23	7/31/23	N	140.00	140.00-	001354	7/31/23	0.00
		INV ANYWAYS 7/7/23			7/10/23	7/31/23	N	49.88	49.88-	001354	7/31/23	0.00
		INV APPLE-JULY 2023			7/12/23	7/31/23	N	16.99	16.99-	001354	7/31/23	0.00
		INV ATT 5419869708			7/07/23	7/31/23	N	1,309.50	1,309.50-	001354	7/31/23	0.00
		INV ATT 9341959702			7/07/23	7/31/23	N	2,329.53	2,329.53-	001354	7/31/23	0.00
		INV ATT 9597659700			7/07/23	7/31/23	N	542.82	542.82-	001354	7/31/23	0.00
		INV ATT23 6/16-7/15			7/13/23	7/31/23	N	35.83	35.83-	001354	7/31/23	0.00
		INV BARTLETT2369733			7/07/23	7/31/23	N	325.00	325.00-	001354	7/31/23	0.00
		INV BP-032479			7/31/23	7/31/23	N	9.98	9.98-	001354	7/31/23	0.00

VENDOR	----- VENDOR NAME -----	PO	TYPE	INV NO#	INV DT	POST DT	1099	GROSS AMT	PAYMENTS	CHECK#	CHECK DT	-----BALANCE---
01-004702	PCARD - FIFTH THIRD BANK			** CONTINUED **								
			INV	BRC SYS 429604-1	7/17/23	7/31/23	N	59.40	59.40-	001354	7/31/23	0.00
			INV	BURLINGTON 25569	7/10/23	7/31/23	N	60.98	60.98-	001354	7/31/23	0.00
			INV	CC 1690183406	7/25/23	7/31/23	N	26.00	26.00-	001354	7/31/23	0.00
			INV	CHRISSEY'S 7/13/23	7/14/23	7/31/23	N	899.71	899.71-	001354	7/31/23	0.00
			INV	CINEMA71223GL	7/13/23	7/31/23	N	334.00	334.00-	001354	7/31/23	0.00
			INV	COMCAST 061723	7/14/23	7/31/23	N	253.85	253.85-	001354	7/31/23	0.00
			INV	COMCAST 061923	7/17/23	7/31/23	N	877.87	877.87-	001354	7/31/23	0.00
			INV	COMCAST 070223	7/31/23	7/31/23	N	79.14	79.14-	001354	7/31/23	0.00
			INV	COMCAST 7/1-7/31	7/17/23	7/31/23	N	10.52	10.52-	001354	7/31/23	0.00
			INV	CONCNR 1014856950	7/13/23	7/31/23	N	89.00	89.00-	001354	7/31/23	0.00
			INV	CONCTR 16634320	7/19/23	7/31/23	N	60.00	60.00-	001354	7/31/23	0.00
			INV	CONCTRA 1014667901	7/18/23	7/31/23	N	83.00	83.00-	001354	7/31/23	0.00
			INV	CSSU1123	7/31/23	7/31/23	N	442.00	442.00-	001354	7/31/23	0.00
			INV	CULL24071-063023	7/19/23	7/31/23	N	60.00	60.00-	001354	7/31/23	0.00
			INV	DAJA 30055 7/20	7/21/23	7/31/23	N	12.88	12.88-	001354	7/31/23	0.00
			INV	DISH - JULY 2023	7/18/23	7/31/23	N	102.08	102.08-	001354	7/31/23	0.00
			INV	DLLRTREE- 023081	7/28/23	7/31/23	N	33.75	33.75-	001354	7/31/23	0.00
			INV	DOL TREE 093110/04	7/10/23	7/31/23	N	40.00	40.00-	001354	7/31/23	0.00
			INV	DOL TREE 341302807	7/13/23	7/31/23	N	18.75	18.75-	001354	7/31/23	0.00
			INV	DOLLARTREE27613600	7/07/23	7/31/23	N	5.50	5.50-	001354	7/31/23	0.00
			INV	DOLLARTREE71623GL	7/17/23	7/31/23	N	12.50	12.50-	001354	7/31/23	0.00
			INV	DUNKIN7323GL	7/03/23	7/31/23	N	28.98	28.98-	001354	7/31/23	0.00
			INV	DUPAGE CTY 2002934	7/27/23	7/31/23	N	75.00	75.00-	001354	7/31/23	0.00
			INV	ELITE 3682	7/18/23	7/31/23	N	90.00	90.00-	001354	7/31/23	0.00
			INV	ELITE 3697 7/24	7/26/23	7/31/23	N	102.80	102.80-	001354	7/31/23	0.00
			INV	ENCHANTED695460	7/14/23	7/31/23	N	525.80	525.80-	001354	7/31/23	0.00
			INV	FASTSIGNS 00749819	7/20/23	7/31/23	N	45.00	45.00-	001354	7/31/23	0.00
			INV	FB6877815	7/12/23	7/31/23	N	547.77	547.77-	001354	7/31/23	0.00
			INV	FB6878290	7/12/23	7/31/23	N	841.11	841.11-	001354	7/31/23	0.00
			INV	FB6879317	7/12/23	7/31/23	N	1,452.02	1,452.02-	001354	7/31/23	0.00
			INV	FB6881288	7/12/23	7/31/23	N	667.14	667.14-	001354	7/31/23	0.00
			INV	FB6888738	7/12/23	7/31/23	N	180.26	180.26-	001354	7/31/23	0.00
			INV	FERREL 866559	7/19/23	7/31/23	N	162.37	162.37-	001354	7/31/23	0.00
			INV	FRESH 7/24/23	7/26/23	7/31/23	N	79.75	79.75-	001354	7/31/23	0.00
			INV	GAB 2283 6/30/23	7/27/23	7/31/23	N	659.00	659.00-	001354	7/31/23	0.00
			INV	GLDSTR-20230195	7/12/23	7/31/23	N	132.00	132.00-	001354	7/31/23	0.00
			INV	GOLDSTAR 20230189	7/10/23	7/31/23	N	1,245.50	1,245.50-	001354	7/31/23	0.00
			INV	GOLDSTAR0206	7/20/23	7/31/23	N	250.00	250.00-	001354	7/31/23	0.00
			INV	GOLDSTAR71223GL	7/12/23	7/31/23	N	395.30	395.30-	001354	7/31/23	0.00
			INV	GOLDSTAR72823GL	7/31/23	7/31/23	N	191.25	191.25-	001354	7/31/23	0.00
			INV	GOLDSTAR7523GL	7/06/23	7/31/23	N	944.00	944.00-	001354	7/31/23	0.00
			INV	GP 27794991	7/12/23	7/31/23	N	23.75	23.75-	001354	7/31/23	0.00
			INV	GP 27830267	7/26/23	7/31/23	N	47.50	47.50-	001354	7/31/23	0.00
			INV	GRAIN 1487564295	7/25/23	7/31/23	N	29.16	29.16-	001354	7/31/23	0.00
			INV	GS 20230222	7/31/23	7/31/23	N	343.50	343.50-	001354	7/31/23	0.00
			INV	HD 1943010057 7/25	7/27/23	7/31/23	N	37.78	37.78-	001354	7/31/23	0.00
			INV	HD 19430185876	7/21/23	7/31/23	N	12.54	12.54-	001354	7/31/23	0.00
			INV	HD 240965 7/17	7/24/23	7/31/23	N	379.00	379.00-	001354	7/31/23	0.00

VENDOR	PO	TYPE	INVOICE NO#	INVOICE DT	POST DT	1099	GROSS AMT	PAYMENTS	CHECK#	CHECK DT	BALANCE
01-004702	PCARD - FIFTH THIRD BANK		** CONTINUED **								
		INV	HOBLOB-055586	7/27/23	7/31/23	N	7.98	7.98-	001354	7/31/23	0.00
		INV	HOBLOB050545	7/24/23	7/31/23	N	50.11	50.11-	001354	7/31/23	0.00
		INV	HOBLOB054612	7/24/23	7/31/23	N	11.98	11.98-	001354	7/31/23	0.00
		INV	HOBLOB121042	7/14/23	7/31/23	N	62.15	62.15-	001354	7/31/23	0.00
		INV	HYPNOTIST72423-GL	7/25/23	7/31/23	N	295.00	295.00-	001354	7/31/23	0.00
		INV	I0620-77	7/24/23	7/31/23	N	34.94	34.94-	001354	7/31/23	0.00
		INV	IAPD 200015041	7/20/23	7/31/23	N	6.00	6.00-	001354	7/31/23	0.00
		INV	IN00610752	7/11/23	7/31/23	N	383.50	383.50-	001354	7/31/23	0.00
		INV	IN00616806	7/28/23	7/31/23	N	1,718.00	1,718.00-	001354	7/31/23	0.00
		INV	IPASS 6/30/23	7/03/23	7/31/23	N	20.00	20.00-	001354	7/31/23	0.00
		INV	IPASS 7/14/23	7/17/23	7/31/23	N	20.00	20.00-	001354	7/31/23	0.00
		INV	IPASS 7/19/23	7/21/23	7/31/23	N	20.00	20.00-	001354	7/31/23	0.00
		INV	IPASS 7/4/23	7/05/23	7/31/23	N	20.00	20.00-	001354	7/31/23	0.00
		INV	JEWEL 00043158	7/11/23	7/31/23	N	59.28	59.28-	001354	7/31/23	0.00
		INV	JEWEL 00072109	7/10/23	7/31/23	N	53.01	53.01-	001354	7/31/23	0.00
		INV	JEWEL 00095508	7/17/23	7/31/23	N	300.24	300.24-	001354	7/31/23	0.00
		INV	JEWEL 402958494030	7/14/23	7/31/23	N	68.49	68.49-	001354	7/31/23	0.00
		INV	JEWEL 7/10/23	7/12/23	7/31/23	N	20.99	20.99-	001354	7/31/23	0.00
		INV	JEWEL-32113	7/31/23	7/31/23	N	10.98	10.98-	001354	7/31/23	0.00
		INV	JEWEL045228494110	7/26/23	7/31/23	N	30.46	30.46-	001354	7/31/23	0.00
		INV	JEWEL307281421	7/31/23	7/31/23	N	9.98	9.98-	001354	7/31/23	0.00
		INV	JEWEL421840	7/31/23	7/31/23	N	43.19	43.19-	001354	7/31/23	0.00
		INV	JEWEL72423GL	7/26/23	7/31/23	N	114.19	114.19-	001354	7/31/23	0.00
		INV	JEWEL72823GL	7/31/23	7/31/23	N	11.96	11.96-	001354	7/31/23	0.00
		INV	JEWEL7323GL	7/05/23	7/31/23	N	23.98	23.98-	001354	7/31/23	0.00
		INV	JOANN- 28606	7/12/23	7/31/23	N	41.92	41.92-	001354	7/31/23	0.00
		INV	JOANN-081540	7/06/23	7/31/23	N	38.34	38.34-	001354	7/31/23	0.00
		INV	JOANN-56628	7/24/23	7/31/23	N	25.96	25.96-	001354	7/31/23	0.00
		INV	KAMM 141594	7/18/23	7/31/23	N	203.91	203.91-	001354	7/31/23	0.00
		INV	KAMMES 530 AND 559	7/07/23	7/31/23	N	692.81	692.81-	001354	7/31/23	0.00
		INV	LANDSCAPE 34150	7/19/23	7/31/23	N	55.62	55.62-	001354	7/31/23	0.00
		INV	LAURENT71923GL	7/20/23	7/31/23	N	353.35	353.35-	001354	7/31/23	0.00
		INV	LOW 21296181 7/11	7/12/23	7/31/23	N	15.92	15.92-	001354	7/31/23	0.00
		INV	LOW 2568847 7/5	7/06/23	7/31/23	N	14.98	14.98-	001354	7/31/23	0.00
		INV	LOW 267403373 6/30	7/03/23	7/31/23	N	24.75	24.75-	001354	7/31/23	0.00
		INV	LOW 88170267 7/12	7/13/23	7/31/23	N	53.47	53.47-	001354	7/31/23	0.00
		INV	LOW 88292631 7/25	7/26/23	7/31/23	N	94.26	94.26-	001354	7/31/23	0.00
		INV	LOW 88565990 7/5	7/06/23	7/31/23	N	8.56	8.56-	001354	7/31/23	0.00
		INV	LOW88171487 7/12	7/13/23	7/31/23	N	49.08	49.08-	001354	7/31/23	0.00
		INV	LOW88684165 7/18	7/19/23	7/31/23	N	2.76	2.76-	001354	7/31/23	0.00
		INV	LOW88688202 7/18	7/19/23	7/31/23	N	204.70	204.70-	001354	7/31/23	0.00
		INV	LOW88738837 7/7	7/10/23	7/31/23	N	18.16	18.16-	001354	7/31/23	0.00
		INV	LOWES 7/6/2023	7/07/23	7/31/23	N	90.30	90.30-	001354	7/31/23	0.00
		INV	MARBERRY0299	7/03/23	7/31/23	N	178.08	178.08-	001354	7/31/23	0.00
		INV	MCCANN P88665	7/07/23	7/31/23	N	3,758.01	3,758.01-	001354	7/31/23	0.00
		INV	MEI0718232T65UIS	7/20/23	7/31/23	N	42.24	42.24-	001354	7/31/23	0.00
		INV	MEI258A6GT1S1	7/31/23	7/31/23	N	16.59	16.59-	001354	7/31/23	0.00
		INV	MEI258A6GT1S2	7/31/23	7/31/23	N	14.20	14.20-	001354	7/31/23	0.00

VENDOR	PO	VENDOR NAME	TYPE	INV NO#	INV DT	POST DT	1099	GROSS AMT	PAYMENTS	CHECK#	CHECK DT	BALANCE
01-004702	PCARD	- FIFTH THIRD BANK	**	CONTINUED	**							
		INV MEI258A6GT1S3			7/31/23	7/31/23	N	1.99	1.99-	001354	7/31/23	0.00
		INV MEIJER 045880			7/03/23	7/31/23	N	50.28	50.28-	001354	7/31/23	0.00
		INV MEIJER 060798			7/10/23	7/31/23	N	56.98	56.98-	001354	7/31/23	0.00
		INV MEIJER 2185755			7/11/23	7/31/23	N	141.54	141.54-	001354	7/31/23	0.00
		INV MEIJER1866			7/19/23	7/31/23	N	21.34	21.34-	001354	7/31/23	0.00
		INV MEN 54F1A953DD5672			7/28/23	7/31/23	N	34.37	34.37-	001354	7/31/23	0.00
		INV MEN349178DF4E69D5C			7/03/23	7/31/23	N	78.33	78.33-	001354	7/31/23	0.00
		INV MENARDS 27347			7/11/23	7/31/23	N	102.26	102.26-	001354	7/31/23	0.00
		INV MEND6272AD6B443744			7/03/23	7/31/23	N	15.26	15.26-	001354	7/31/23	0.00
		INV MICHEALS-13720573			7/18/23	7/31/23	N	21.96	21.96-	001354	7/31/23	0.00
		INV MIDWST 823304			7/21/23	7/31/23	N	102.60	102.60-	001354	7/31/23	0.00
		INV NEXTIVA 8/23			7/20/23	7/31/23	N	33.31	33.31-	001354	7/31/23	0.00
		INV NICOR-CCMG 6/20/23			7/06/23	7/31/23	N	60.28	60.28-	001354	7/31/23	0.00
		INV NICOR-CCWP 5/23/23			7/06/23	7/31/23	N	111.82	111.82-	001354	7/31/23	0.00
		INV NICOR-FVRC 6/26/23			7/06/23	7/31/23	N	1,396.71	1,396.71-	001354	7/31/23	0.00
		INV NICOR-MB 5/22/23			7/06/23	7/31/23	N	298.78	298.78-	001354	7/31/23	0.00
		INV NICOR-SRC 5/23/23			7/06/23	7/31/23	N	1,498.98	1,498.98-	001354	7/31/23	0.00
		INV OBLB M51/28-2/2/24			7/28/23	7/31/23	N	2,142.16	2,142.16-	001354	7/31/23	0.00
		INV OGLB TS1/28-2/2/24			7/28/23	7/31/23	N	2,142.16	2,142.16-	001354	7/31/23	0.00
		INV OVERHEAD 28587			7/19/23	7/31/23	N	395.00	395.00-	001354	7/31/23	0.00
		INV OZONE83194			7/18/23	7/31/23	N	8.95	8.95-	001354	7/31/23	0.00
		INV P4236030			7/31/23	7/31/23	N	216.05	216.05-	001354	7/31/23	0.00
		INV PARADISEBAY1813246			7/24/23	7/31/23	N	573.00	573.00-	001354	7/31/23	0.00
		INV PARTY CITY 7/13			7/12/23	7/31/23	N	30.50	30.50-	001354	7/31/23	0.00
		INV PELICAN72123GL-1			7/24/23	7/31/23	N	5.50	5.50-	001354	7/31/23	0.00
		INV PELICAN72123GL-2			7/24/23	7/31/23	N	11.00	11.00-	001354	7/31/23	0.00
		INV PELICAN72123GL-3			7/24/23	7/31/23	N	2,545.00	2,545.00-	001354	7/31/23	0.00
		INV PIZZANOW71623GL			7/17/23	7/31/23	N	69.08	69.08-	001354	7/31/23	0.00
		INV PMT000482			7/17/23	7/31/23	N	5,308.00	5,308.00-	001354	7/31/23	0.00
		INV PP 231392867			7/27/23	7/31/23	N	57.50	57.50-	001354	7/31/23	0.00
		INV REST DEPOT 091779			7/13/23	7/31/23	N	325.19	325.19-	001354	7/31/23	0.00
		INV REV000286			7/03/23	7/31/23	N	8.55	8.55-	001354	7/31/23	0.00
		INV SAMS 017387			7/19/23	7/31/23	N	111.88	111.88-	001354	7/31/23	0.00
		INV SAMS 035332			7/12/23	7/31/23	N	80.64	80.64-	001354	7/31/23	0.00
		INV SAMS 059133			7/10/23	7/31/23	N	354.16	354.16-	001354	7/31/23	0.00
		INV SAMS 10078750571			7/05/23	7/31/23	N	78.66	78.66-	001354	7/31/23	0.00
		INV SAMS 2080			7/13/23	7/31/23	N	395.36	395.36-	001354	7/31/23	0.00
		INV SAMS 3454			7/10/23	7/31/23	N	534.19	534.19-	001354	7/31/23	0.00
		INV SAMS10083109272			7/20/23	7/31/23	N	646.16	646.16-	001354	7/31/23	0.00
		INV SAMS5278			7/31/23	7/31/23	N	104.80	104.80-	001354	7/31/23	0.00
		INV SAMS5591497226677			7/24/23	7/31/23	N	17.96	17.96-	001354	7/31/23	0.00
		INV SAMS5591497226677B			7/24/23	7/31/23	N	506.88	506.88-	001354	7/31/23	0.00
		INV SCHOOLOUTFIT765516			7/13/23	7/31/23	N	2,493.62	2,493.62-	001354	7/31/23	0.00
		INV SPORTY 5000419260			7/03/23	7/31/23	N	130.80	130.80-	001354	7/31/23	0.00
		INV TARGET 7/19/2023			7/20/23	7/31/23	N	10.16	10.16-	001354	7/31/23	0.00
		INV TARGET 7/22/2023			7/24/23	7/31/23	N	40.03	40.03-	001354	7/31/23	0.00
		INV TAX BAND 7/26/23			7/27/23	7/31/23	N	54.95	54.95-	001354	7/31/23	0.00
		INV TH REST A2BJ2B			7/10/23	7/31/23	N	20.00	20.00-	001354	7/31/23	0.00

VENDOR	----- VENDOR NAME -----	PO	TYPE	INV NO#	INV DT	POST DT	1099	GROSS AMT	PAYMENTS	CHECK#	CHECK DT	-----BALANCE----
01-004702	PCARD - FIFTH THIRD BANK											
												** CONTINUED **
					7/10/23	7/31/23	N	20.00	20.00-	001354	7/31/23	0.00
					7/10/23	7/31/23	N	20.00	20.00-	001354	7/31/23	0.00
					7/17/23	7/31/23	N	40.34	40.34-	001354	7/31/23	0.00
					7/06/23	7/31/23	N	1,550.00	1,550.00-	001354	7/31/23	0.00
					7/17/23	7/31/23	N	62.64	62.64-	001354	7/31/23	0.00
					7/24/23	7/31/23	N	1,344.24	1,344.24-	001354	7/31/23	0.00
					7/20/23	7/31/23	N	65.98	65.98-	001354	7/31/23	0.00
					7/31/23	7/31/23	N	15.42	15.42-	001354	7/31/23	0.00
					7/25/23	7/31/23	N	24.15	24.15-	001354	7/31/23	0.00
					7/13/23	7/31/23	N	114.10	114.10-	001354	7/31/23	0.00
					7/06/23	7/31/23	N	87.82	87.82-	001354	7/31/23	0.00
					7/31/23	7/31/23	N	35.96	35.96-	001354	7/31/23	0.00
					7/10/23	7/31/23	N	108.45	108.45-	001354	7/31/23	0.00
					7/10/23	7/31/23	N	950.88	950.88-	001354	7/31/23	0.00
					7/10/23	7/31/23	N	756.68	756.68-	001354	7/31/23	0.00
					7/10/23	7/31/23	N	440.00	440.00-	001354	7/31/23	0.00
					7/10/23	7/31/23	N	57.62	57.62-	001354	7/31/23	0.00
					7/10/23	7/31/23	N	422.91	422.91-	001354	7/31/23	0.00
					7/10/23	7/31/23	N	179.48	179.48-	001354	7/31/23	0.00
					7/10/23	7/31/23	N	140.00	140.00-	001354	7/31/23	0.00
					7/18/23	7/31/23	N	30.60	30.60-	001354	7/31/23	0.00
					7/10/23	7/31/23	N	254.60	254.60-	001354	7/31/23	0.00
					7/18/23	7/31/23	N	781.25	781.25-	001354	7/31/23	0.00
					7/18/23	7/31/23	N	74.28	74.28-	001354	7/31/23	0.00
					7/17/23	7/31/23	N	497.12	497.12-	001354	7/31/23	0.00
					7/24/23	7/31/23	N	210.01	210.01-	001354	7/31/23	0.00
							** TOTALS **	79,601.53	79,601.53-			0.00
01-004713	CHICAGO FILTER SUPPLY, INC											
		23-45101	INV	73649	7/12/23	7/28/23	N	506.92	506.92-	107632	7/28/23	0.00
		23-45105	INV	73650	7/12/23	7/28/23	N	506.96	506.96-	107632	7/28/23	0.00
							** TOTALS **	1,013.88	1,013.88-			0.00
01-004716	GATLIN PLUMBING & HEATING,											
		23-45074	INV	90314	6/30/23	7/21/23	N	1,187.61	1,187.61-	107614	7/21/23	0.00
		23-45075	INV	90315	6/30/23	7/21/23	N	336.00	336.00-	107614	7/21/23	0.00
							** TOTALS **	1,523.61	1,523.61-			0.00
01-004717	HERSHEY'S ICE CREAM											
		23-45030	INV	INVE0019249916	6/16/23	7/07/23	N	245.28	245.28-	107558	7/07/23	0.00
		23-45020	INV	INVE0019278266	6/23/23	7/07/23	N	245.28	245.28-	107546	7/07/23	0.00
		23-45076	INV	INVE0019334222	7/07/23	7/21/23	N	245.28	245.28-	107616	7/21/23	0.00
		23-45096	INV	INVE0019356649	7/14/23	7/21/23	N	289.68	289.68-	107616	7/21/23	0.00
							** TOTALS **	1,025.52	1,025.52-			0.00
01-004736	ROBERTO DANIEL											
		23-45134	INV	072023	7/24/23	7/28/23	Y	125.00	125.00-	107636	7/28/23	0.00
							** TOTALS **	125.00	125.00-			0.00



VENDOR	---- VENDOR NAME -----	PO	TYPE	INV NO#	INV DT	POST DT	1099	GROSS AMT	PAYMENTS	CHECK#	CHECK DT	----BALANCE---
01-004737	MARK A. GASCON	23-45081	INV	INV00841	7/11/23	7/21/23	Y	60.00	60.00-	107613	7/21/23	0.00
					**	TOTALS	**	60.00	60.00-			0.00
01-004743	CONCENTRA HEALTH SERVICES,	23-45026	INV	1014824047	6/20/23	7/07/23	N	178.00	178.00-	107543	7/07/23	0.00
					**	TOTALS	**	178.00	178.00-			0.00
01-004748	STUCKEY CONSTRUCTION COMPA	22-43790	INV	22-034-9-FINAL	7/06/23	7/14/23	N	64,765.95	64,765.95-	107587	7/14/23	0.00
		23-45069	INV	22034-001	6/28/23	7/14/23	N	7,480.00	7,480.00-	107587	7/14/23	0.00
					**	TOTALS	**	72,245.95	72,245.95-			0.00
01-004752	JUSTINA HERNANDEZ		INV	COACH 6/12-6/23	6/23/23	7/21/23	Y	300.00	300.00-	107615	7/21/23	0.00
					**	TOTALS	**	300.00	300.00-			0.00
01-004769	DAVID SUBRT		INV	COACH 6/5-6/26	6/26/23	7/07/23	Y	1,431.30	1,431.30-	107553	7/07/23	0.00
					**	TOTALS	**	1,431.30	1,431.30-			0.00
01-004775	ERIC PAUL DAY		INV	COACH 6/19-6/23	6/23/23	7/07/23	Y	192.00	192.00-	107545	7/07/23	0.00
					**	TOTALS	**	192.00	192.00-			0.00
01-004794	CHICAGOLAND PAVING CONTRAC	22-44103	INV	227803-F-FINAL	7/18/23	7/28/23	N	18,623.81	18,623.81-	107633	7/28/23	0.00
					**	TOTALS	**	18,623.81	18,623.81-			0.00
01-004805	LOVOL	23-45126	INV	1005	7/26/23	7/28/23	Y	8,205.75	8,205.75-	107646	7/28/23	0.00
					**	TOTALS	**	8,205.75	8,205.75-			0.00
01-004806	AHW LLC	23-44671	INV	19510464A	7/05/23	7/14/23	Y	9,374.64	9,374.64-	107565	7/14/23	0.00
					**	TOTALS	**	9,374.64	9,374.64-			0.00
01-004818	DOMINO'S	23-45071	INV	6/2023 PIZZA	7/07/23	7/14/23	N	5,323.48	5,323.48-	107572	7/14/23	0.00
					**	TOTALS	**	5,323.48	5,323.48-			0.00
01-004821	WHITE STAR TOURS, IN.C.	23-45032	INV	BILTMORE DEPOSIT	7/01/23	7/07/23	N	800.00	800.00-	107555	7/07/23	0.00
					**	TOTALS	**	800.00	800.00-			0.00
01-004835	BRIAN BIERNACKI		INV	COACH 6/5-6/8	6/08/23	7/07/23	Y	774.00	774.00-	107541	7/07/23	0.00
					**	TOTALS	**	774.00	774.00-			0.00

VENDOR	----- VENDOR NAME -----	PO	TYPE	INV NO#	INV DT	POST DT	1099	GROSS AMT	PAYMENTS	CHECK#	CHECK DT	-----BALANCE---
01-004839	LAVIN COMPANIES, INC	23-44681	INV	063023-EWF 2023	6/30/23	7/28/23	N	19,980.00	19,980.00-	107645	7/28/23	0.00
					** TOTALS **			19,980.00	19,980.00-			0.00
01-004840	JENNIFER L ANSELMO	23-45037	INV	7/12 ENTERTAINMENT	7/03/23	7/07/23	Y	300.00	300.00-	107539	7/07/23	0.00
					** TOTALS **			300.00	300.00-			0.00
01-004853	ALOHA CHICAGO ENTERTAINMEN	23-45038	INV	07-26-23	7/03/23	7/07/23	Y	220.00	220.00-	107538	7/07/23	0.00
		23-45120	INV	FINAL PAYMENT	7/01/23	7/21/23	Y	230.00	230.00-	107627	7/21/23	0.00
					** TOTALS **			450.00	450.00-			0.00
01-004854	MADELEINE OLEJNIK		INV	COACH 6/5-6/23	6/23/23	7/07/23	Y	645.00	645.00-	107549	7/07/23	0.00
					** TOTALS **			645.00	645.00-			0.00
01-004855	ERYKA DENISE CORDERO		INV	COACH 6/5-6/8	6/08/23	7/07/23	Y	216.00	216.00-	107544	7/07/23	0.00
					** TOTALS **			216.00	216.00-			0.00
01-004856	RISHA R BHAGAT		INV	COACH 6/5-6/23	6/23/23	7/07/23	N	645.00	645.00-	107540	7/07/23	0.00
					** TOTALS **			645.00	645.00-			0.00
01-004857	ANTHONY SCERBO	23-45039	INV	CPSI EXAM REIMB	6/20/23	7/07/23	N	200.00	200.00-	107552	7/07/23	0.00
					** TOTALS **			200.00	200.00-			0.00
01-004858	PAMELA DECHEVA		INV	COACH 6/12-6/23	6/23/23	7/21/23	Y	1,900.00	1,900.00-	107612	7/21/23	0.00
					** TOTALS **			1,900.00	1,900.00-			0.00
01-004859	JAMIE NIELSEN		INV	COACH 6/12-6/21	6/21/23	7/21/23	Y	390.00	390.00-	107618	7/21/23	0.00
					** TOTALS **			390.00	390.00-			0.00
01-004860	CRAIG R ELLIOTT	23-45121	INV	CRAIG SPR 23	5/22/23	7/28/23	Y	150.00	150.00-	107639	7/28/23	0.00
					** TOTALS **			150.00	150.00-			0.00
01-1	MISC VENDOR (REFUNDS ONLY)											
			INV	REC # 2012673.008	7/06/23	7/14/23	N	425.00	425.00-	107571	7/14/23	0.00
			INV	REC# 2012121.007	7/10/23	7/14/23	N	150.00	150.00-	107570	7/14/23	0.00
			INV	REC# 2012143.007	7/14/23	7/21/23	N	150.00	150.00-	107611	7/21/23	0.00
			INV	REC# 2012612.008	6/30/23	7/07/23	N	90.00	90.00-	107547	7/07/23	0.00
			INV	REC# 2012737.008	7/19/23	7/28/23	N	175.00	175.00-	107629	7/28/23	0.00
					** TOTALS **			990.00	990.00-			0.00

A C C O U N T S P A Y A B L E  
O P E N I T E M R E P O R T  
S U M M A R Y

T O T A L S

	GROSS	PAYMENTS	BALANCE
PAID ITEMS	572,342.29	572,342.29CR	0.00
PARTIALLY PAID	0.00	0.00	0.00
UNPAID ITEMS	0.00	0.00	0.00
** TOTALS **	572,342.29	572,342.29CR	0.00

A C C O U N T S P A Y A B L E  
O P E N I T E M R E P O R T  
S U M M A R Y  
\*\* PRE-PAID INVOICES \*\*

P R E P A I D T O T A L S

	GROSS	PAYMENTS	BALANCE
PAID ITEMS	0.00	0.00	0.00
PARTIALLY PAID	0.00	0.00	0.00
UNPAID ITEMS	0.00	0.00	0.00
** TOTALS **	0.00	0.00	0.00

R E P O R T   T O T A L S

	GROSS	PAYMENTS	BALANCE
PAID ITEMS	572,342.29	572,342.29CR	0.00
PARTIALLY PAID	0.00	0.00	0.00
UNPAID ITEMS	0.00	0.00	0.00
VOIDED ITEMS	0.00	0.00	0.00
<b>** TOTALS **</b>	<b>572,342.29</b>	<b>572,342.29CR</b>	<b>0.00</b>

U N P A I D   R E C A P

NUMBER OF HELD INVOICES	0
UNPAID INVOICE TOTALS	0.00
UNPAID DEBIT MEMO TOTALS	0.00
UNAPPLIED CREDIT MEMO TOTALS	0.00
<b>** UNPAID TOTALS **</b>	<b>0.00</b>

\*G/L EXPENSE DISTRIBUTION\*

ACCOUNT NUMBER	ACCOUNT NAME	AMOUNT
10 204000	DUE TO VILLAGE OF CAROL STREAM	18.00
10 209000	DUE TO CS PARKS FOUNDATION	588.00
10 209100	D/T CSP FOUNDATION-BIKE CLUB	75.00
10 217000	SECTION 125	1,008.10
10 5-00-00-534	PHYSICAL/DRUG TESTING	410.00
10 5-00-00-558	SECURITY SERVICES	504.00
10 5-00-00-565	BACKGROUND CHECKS-EMPLOYEES	370.50
10 5-00-00-610	PDRMA PROPERTY	4,031.04
10 5-00-00-611	PDRMA LIABILITY	1,948.30
10 5-00-00-612	PDRMA EMPLOYMENT	683.70
10 5-00-00-613	PDRMA POLLUTION	117.97
10 5-00-00-614	PDRMA WORKMENS COMP	3,789.28
10 5-00-00-615	CLAIMS	2,500.00
10 5-00-00-651	MINOR EQUIPMENT-SAFETY	5,891.25
10 5-10-00-540	SECTION 125 PLAN	50.00
10 5-10-00-546	TELEPHONE	323.91
10 5-10-00-551	ATTORNEY	225.00
10 5-10-00-553	PRINTING	47.50

## \*G/L EXPENSE DISTRIBUTION\*

ACCOUNT NUMBER	ACCOUNT NAME	AMOUNT
10 5-10-00-555	PUBLIC NOTICES	34.50
10 5-10-00-556	MAINTENANCE CONTRACTS	5,911.38
10 5-10-00-559	TRAINING/SEMINARS	6.00
10 5-10-00-560	MEETINGS	49.88
10 5-10-00-561	MEMBERSHIP DUES	650.00
10 5-10-00-590	OTHER SERVICES	856.00
10 5-10-00-620	STAFF INCENTIVE	2,217.55
10 5-10-00-647	MINOR EQUIPMENT-SAFETY	15.92
10 5-10-00-652	OFFICE SUPPLIES	31.67
10 5-10-00-668	COMMISSIONER EXPENSE	1,143.03
10 5-10-00-669	POSTAGE	62.64
10 5-12-00-500	MARKETING GENERAL EXPENSE	33.20CR
10 5-12-00-546	TELEPHONE	52.69
10 5-12-00-553	PRINTING	65.98
10 5-12-00-570	CONTRACTUAL SERVICES	185.00
10 5-12-00-590	OTHER SERVICES	169.98
10 5-15-00-500	PARKS GENERAL EXPENSE	4,626.84CR
10 5-15-00-545-079	WATER/SEWER-ARMSTRONG RESTROOM	160.12
10 5-15-00-545-080	WATER/SEWER-ARMSTRONG FOUNTAIN	4.82
10 5-15-00-545-081	WATER/SEWER-COMMUNITY PARK	4.77
10 5-15-00-545-089	WATER/SEWER-HAMPE	46.34
10 5-15-00-545-095	WATER/SEWER-RED HAWK	9.65
10 5-15-00-545-096	WATER/SEWER-SLEPICKA	39.72
10 5-15-00-546	TELEPHONE	185.57
10 5-15-00-547-083	ELECTRIC-ARMSTRONG PARK NORTH	234.66
10 5-15-00-547-085	ELECTRIC-ARMSTRONG PARK SOUTH	915.54
10 5-15-00-547-086	ELECTRIC-BIERMAN	24.00
10 5-15-00-547-089	ELECTRIC-HAMPE	61.32
10 5-15-00-547-093	ELECTRIC-MEMORIAL PARK	18.76
10 5-15-00-547-094	ELECTRIC-POND AERATORS	209.29
10 5-15-00-547-095	ELECTRIC-RED HAWK	105.51
10 5-15-00-547-096	ELECTRIC-SLEPICKA	31.86
10 5-15-00-547-097	ELECTRIC-UNDERPASS IL64	51.49
10 5-15-00-547-098	ELECTRIC-CAROLSHIRE PARK	30.59
10 5-15-00-548	REFUSE	1,435.76
10 5-15-00-556-048	MAINT CONTRACTS-LANDSCAPE	34,053.44
10 5-15-00-559	TRAINING/SEMINARS	4,284.32
10 5-15-00-560	MEETINGS	210.01
10 5-15-00-568	PERMITS/LICENSES	240.00
10 5-15-00-650	EQUIPMENT RENTAL	713.88
10 5-15-00-651	MINOR EQUIPMENT	12.88
10 5-15-00-653	HORTICULTURAL SUPPLIES	122.59
10 5-15-00-656	JANITORIAL SUPPLIES	256.21
10 5-15-00-657	CLOTHING SUPPLIES	192.80
10 5-15-00-659	VEHICLE FUELS	2,950.51
10 5-15-00-660	PLAYGROUND MATERIAL/MAINT	57.50
10 5-15-00-662-045	ATHLETIC FIELD MAINT-BASEBALL	75.42

## \*G/L EXPENSE DISTRIBUTION\*

ACCOUNT NUMBER	ACCOUNT NAME	AMOUNT
10 5-15-00-662-047	ATHLETIC FIELD MAINT-SOCCER	59.40
10 5-15-00-663	VEHICLE REPAIRS	5,432.68
10 5-15-00-664	REPAIR/MAINT MATERIALS	1,588.27
10 5-15-00-665	SAFETY SUPPLIES-PARKS	29.16
10 5-15-00-673	TOOL REPAIR & PARTS	34.99
10 5-15-00-802	FURNITURE/FIXTURES/EQMT	6,826.50
10 5-28-00-543	CABLE	79.14
10 5-28-00-544	GAS	298.78
10 5-28-00-545	WATER/SEWER	126.80
10 5-28-00-547	ELECTRIC	339.24
10 5-28-00-548	REFUSE	196.52
10 5-28-00-562	REPAIR SERVICES	778.50
10 5-28-00-664	REPAIR/MAINT SUPPLIES	79.68
10 5-62-00-546	TELEPHONE	105.39
	** FUND TOTAL **	92,088.11
12 5-00-00-748	FVRC POOL IMPROVEMENTS	156.60
12 5-00-00-760	MC CASLIN PARK	5,308.00
	** FUND TOTAL **	5,464.60
20 140000	PREPAID EXPENSES	2,770.00
20 205000	REGISTRATION CLIENT PAYABLE	990.00
20 206000	DUE TO DISTRICT 93 (B&A)	11,700.00
20 206216	D/T THEATRE FUNDRAISER	597.30
20 206735	D/T SWIM TEAM VAC FUNDRAISER	2,493.62
20 206902	D/T GYMNAST SPRINGER FUNDRAISE	480.00
20 207060	D/T PGM MERCH SALES TAX	43.68
20 207065	D/T CCMG SALES TAX	101.92
20 207990	D/T CCWP CONC SALES TAX	3,108.53
20 207991	D/T MCCASLIN CONC SALES TAX	3,393.35
20 207992	D/T FVRC CONC SALES TAX	90.69
20 4-14-00-481-990	RECOVERY OF COST-CCWP CONCESS	54.53CR
20 4-14-00-481-991	RECOVERY OF COST-MCCAS CONCES	59.35CR
20 4-14-00-481-992	RECOVERY OF COST-FVRC CONCES	1.69CR
20 4-60-00-481	RECOVERY OF COST-RECREATION	0.68CR
20 4-60-00-481-665	RECOVERY OF COST-CCMG	1.92CR
20 5-12-00-553	ADVERTISING PRINT	196.94
20 5-12-00-554	ADVERTISING DIGITAL	25.00
20 5-12-00-669	POSTAGE	4,000.00
20 5-12-00-690	DEPARTMENT SUPPLIES	81.35
20 5-13-00-543	CABLE	245.80
20 5-13-00-544	GAS	1,396.71
20 5-13-00-545	WATER/SEWER	2,334.21
20 5-13-00-546	TELEPHONE/INTERNET	2,626.20
20 5-13-00-547	ELECTRIC	16,011.53
20 5-13-00-548	REFUSE	667.14
20 5-13-00-556	MAINTENANCE CONTRACTS	9,979.19

## \*G/L EXPENSE DISTRIBUTION\*

ACCOUNT NUMBER	ACCOUNT NAME	AMOUNT
20 5-13-00-556-048	MAINT CONTRACTS-LANDSCAPE	255.00
20 5-13-00-651	MINOR EQUIPMENT FACILITY	1,607.30
20 5-13-00-656	JANITORIAL SUPPLIES	2,596.49
20 5-13-00-664	REPAIR & MAINT SUPPLIES	654.28
20 5-14-00-544-991	GAS - MCCASLIN CONCESSIONS	162.37
20 5-14-00-548-991	REFUSE-MCCASLIN CONCESSIONS	252.33
20 5-14-00-640-991	DRY GOODS SUPPLIES-MCCASLIN	1,437.51
20 5-14-00-642-991	MCCAS-PERISHABLE FOOD SUPPLIES	14,552.76
20 5-14-00-643-991	MCCAS-NON-ALCOH BEV SUPPLIES	5,393.69
20 5-14-00-644-991	MCCAS-ALCOHOLIC BEV SUPPLIES	5,282.65
20 5-14-00-645-990	CCWP-CONTRACT PERISHABLE FOOD	4,395.72
20 5-14-00-645-991	MCCAS-CONTRACT PERISHABLE FOOD	857.77
20 5-14-00-651-991	MINOR EQMT FAC-MCCASLIN CONC	431.14
20 5-14-00-656-991	JANITORIAL SUPP-MCCASLIN CONC	135.36
20 5-14-00-665-991	SAFETY SUPPLIES-MCCASLIN CONC	598.44
20 5-23-00-543	CABLE	10.52
20 5-23-00-544	GAS	1,498.98
20 5-23-00-545	WATER/SEWER	168.03
20 5-23-00-546	TELEPHONE/INTERNET	2,106.17
20 5-23-00-547	ELECTRIC	5,958.67
20 5-23-00-548	REFUSE	547.77
20 5-23-00-556	MAINTENANCE CONTRACTS	831.96
20 5-23-00-562	REPAIR SERVICES	1,187.61
20 5-23-00-651	MINOR EQUIPMENT FACILITY	108.30
20 5-23-00-656	JANITORIAL SUPPLIES	814.30
20 5-23-00-664	REPAIR & MAINT SUPPLIES	475.53
20 5-24-00-544	GAS	111.82
20 5-24-00-545-087	WATER/SEWER-CORAL COVE	1,512.24
20 5-24-00-545-088	WATER/SEWER-CCWP FILTER ROOM	2,606.29
20 5-24-00-547	ELECTRIC	736.47
20 5-24-00-556	MAINTENANCE CONTRACTS	8,963.90
20 5-24-00-562	REPAIR SERVICES	11,835.96
20 5-24-00-651	MINOR EQUIPMENT FACILITY	2,284.04
20 5-24-00-654	CHEMICALS - POOL	8,837.68
20 5-24-00-656	JANITORIAL SUPPLIES	440.85
20 5-24-00-664	REPAIR & MAINT SUPPLIES	145.09
20 5-24-00-665	SAFETY SUPPLIES-CCWP	55.88
20 5-26-00-544	GAS	135.15
20 5-26-00-547	ELECTRIC	135.15
20 5-26-00-556	MAINTENANCE CONTRACTS	524.70
20 5-60-00-543-641	CABLE - RENTAL FIELDS	102.08
20 5-60-00-546	TELEPHONE	343.65
20 5-60-00-549-641	PORT-O-LETS-RENTAL FIELDS	975.00
20 5-60-00-553	PRINTING-RECREATION	23.75
20 5-60-00-554	ADVERTISING-RECREATION	295.00
20 5-60-00-592-622	PGM SUP - LOCAL EVENTS	7.59
20 5-60-00-592-624	PGM SUP-JULY 4TH EVENT	7.98



## \*G/L EXPENSE DISTRIBUTION\*

ACCOUNT NUMBER	ACCOUNT NAME	AMOUNT
20 5-60-00-592-626	PGM SUP-VOLUNTEER EVENT	933.92
20 5-60-00-592-641	RENTAL FIELDS SUPPLIES	68.98
20 5-60-00-592-642	RENTAL FVRC SUPPLIES	178.08
20 5-60-00-592-665	PGM SUP - CCMG SPECIAL EVENTS	145.94
20 5-60-00-592-695	PGM SUP-SPONS/ADVERTISING	375.00
20 5-60-00-593-665	CONCESSION SUPPLIES - CCMG	491.26
20 5-60-00-595-626	PGM SRVS - VOLUNTEER EVENT	300.00
20 5-60-00-649-665	MINOR EQUIPMENT PROGRAMS	33.98
20 5-60-00-651-641	MINOR EQMT RENTAL FIELDS	149.32
20 5-60-00-652	OFFICE SUPPLIES	4.48
20 5-60-00-667	AUTO REIMBURSEMENT	80.00
20 5-60-00-690	DEPARTMENT SUPPLIES	40.44
20 5-60-16-592-135	PGM SUP - PRESCHOOL	1,081.51
20 5-60-20-592-203	PGM SUP - YOUTH B-DAY PARTIES	312.75
20 5-60-20-595-203	PGM SRV - YOUTH B-DAY PARTIES	1,087.99
20 5-60-21-595-205	PGM SRV - SPECIAL INTEREST	1,222.80
20 5-60-23-592-215	PGM SUP - YOUTH THEATRE	786.37
20 5-60-23-592-224	PGM SUP - DANCE RECITAL	8.55
20 5-60-23-595-215	PGM SRV - YOUTH THEATRE	18.99
20 5-60-23-595-220	PGM SRV - SEASONAL DANCE	50.40
20 5-60-23-595-224	PGM SRV - DANCE RECITAL	16.99
20 5-60-23-595-420	PGM SRV - ADULT DANCE	120.40
20 5-60-27-592-234	PGM SUP-OUTDOOR ADVENTURE CAMP	273.23
20 5-60-27-592-235	PGM SUP-AWESOME ADVENTURE CAMP	1,919.19
20 5-60-27-595-234	PGM SRV-OUTDOOR ADVENTURE CAMP	2,180.64
20 5-60-27-595-235	PGM SRV-AWESOME ADVENTURE CAMP	5,108.00
20 5-60-27-665-234	SAFETY SUPPLIES-OUTDR ADVEN CP	14.99
20 5-60-28-592-260	PGM SUP - YOUTH BASKETBALL	19.50
20 5-60-28-592-262	PGM SUP-YTH SUMMER BASKETBALL	18.30
20 5-60-28-592-270	PGM SUP - YTH FALL SOCCER	1,171.50
20 5-60-28-592-880	PGM SUP-GOLD MEDAL TOURNEY	2,903.46
20 5-60-28-595-262	PGM SRV-YTH SUMMER BASKETBALL	1,596.00
20 5-60-28-595-272	PGM SRV - YTH SPRING SOCCER	412.00
20 5-60-28-595-860	PGM SRV-YTH BB/SB LEAGUES	975.00
20 5-60-28-595-880	PGM SRV-GOLD MEDAL TOURNEY	110.00
20 5-60-28-595-891	PGM SRV-HS BASEBALL/SOFTBALL	280.00
20 5-60-28-665-272	SAFETY SUPPLIES-YTH SPRG SOCCR	272.87CR
20 5-60-28-665-865	SAFETY SUPPLIES-FALL LEAGUES	292.85
20 5-60-29-546-290	TELEPHONE-YTH B/A SCHOOL	368.86
20 5-60-29-592-290	PGM SUP - YOUTH B/A SCHOOL	191.25
20 5-60-37-592-327	PGM SUP - MS AFTER HOURS	295.28
20 5-60-47-595-460	PGM SRV - HIGH SCHOOL CAMPS	6,493.30
20 5-60-48-592-440	PGM SUP - ADULT SPORTS LEAGUES	34.94
20 5-60-48-595-435	PGM SRV - ADULT SOFTBALL	15,187.00
20 5-60-48-595-440	PGM SRV - ADULT SPORTS LEAGUES	3,293.50
20 5-60-54-592-515	PGM SUP-FOREVER YNG SPEC EVENT	114.19
20 5-60-55-595-520	PGM SRV-FOREVER YNG DAY TRIPS	493.35

## \*G/L EXPENSE DISTRIBUTION\*

ACCOUNT NUMBER	ACCOUNT NAME	AMOUNT
20 5-60-55-595-525	PGM SRV-FOREVER YNG OVRNT TRIP	800.00
20 5-60-70-570-700	CONTRACTUAL SRVS-FVRC POOL	33,715.46
20 5-60-70-570-750	CONTRACTUAL SRVS-CCWP	63,280.47
20 5-60-78-592-710	PGM SUP - SWIM TEAM	1,055.16
20 5-60-80-543-800	CABLE - FITNESS CENTER	368.71
20 5-60-80-592-800	PGM SUP-FITNESS CENTR-MEM/PASS	1,033.62
20 5-60-91-592-905	PGM SUP - GYMNAS TIC INSTRUCTNL	106.94
20 5-60-98-592-901	PGM SUP - GYMNAS TIC TEAM	8.95
20 5-64-00-545	WATER/SEWER-MCCAS FIELDS	785.84
20 5-64-00-547	ELECTRIC-MCCASLIN FIELDS	2,666.33
20 5-64-00-548	REFUSE-MCCASLIN FIELDS	252.33
20 5-64-00-556	MAINTENANCE CONTRACTS	195.00
20 5-64-00-651	MINOR EQUIPMENT	412.94
20 5-64-00-656	JANITORIAL SUPPLIES	421.30
20 5-64-00-664	REPAIR/MAINT MATERIALS	389.07
20 5-65-00-544	GAS	60.28
20 5-65-00-547	ELECTRIC	507.87
20 5-65-00-548	REFUSE	336.45
20 5-65-00-556	MAINTENANCE CONTRACTS	175.00
20 5-65-00-650	EQUIPMENT RENTAL	60.00
	** FUND TOTAL **	313,229.24
25 5-00-00-549	PORT-O-LETS	4,668.93
25 5-00-00-765	ADA PARK IMPROVEMENTS	26,880.00
	** FUND TOTAL **	31,548.93
34 5-00-00-713	TECHNOLOGY	8,205.75
	** FUND TOTAL **	8,205.75
42 5-00-00-714	SHORELINE RESTORATION	10,875.00
42 5-00-00-760	MCCASLIN PARK IMPROVEMENTS	75.00
42 5-11-00-800	CAPITAL EQUIPMENT	9,374.64
42 5-75-00-722	COMMUNITY PARK	2,563.97
42 5-75-00-735	BIERMAN PARK PATHWAY	18,623.81
42 5-75-00-753	CORAL COVE WATER PARK	66,222.95
42 5-75-00-772	WALTER PARK	12,032.95
42 5-75-00-773	APPOMATTOX PARK	2,037.34
	** FUND TOTAL **	121,805.66
-----		
	** TOTAL **	572,342.29

\*DEPARTMENT TOTALS\*

DEPARTMENT	DEPARTMENT NAME	AMOUNT
10	NON-DEPARTMENTAL	1,689.10
10 00	ANCILLARY FUNDS	20,246.04
10 10	FINANCE/ADMINISTRATION	11,624.98
10 12	MARKETING/COMMUNICATION	440.45
10 15	PARKS	56,083.49
10 28	MAINTENANCE FACILITY	1,898.66
10 62	REGISTRATION SERVICES	105.39
	** FUND TOTAL **	92,088.11
12 00	REC REPAIR & REPLACEMENT	5,464.60
	** FUND TOTAL **	5,464.60
20	NON-DEPARTMENTAL	25,769.09
20 12	MARKETING/COMMUNICATION	4,303.29
20 13	FOUNTAIN VIEW REC CENTER	38,373.85
20 14	CONCESSIONS	33,384.17
20 23	SIMKUS FACILITY	13,707.84
20 24	CORAL COVE	37,530.22
20 26	EVERGREEN GYM FACILITY	795.00
20 60	RECREATION	153,103.37
20 64	MCCASLIN FIELDS	5,122.81
20 65	MINIATURE GOLF	1,139.60
	** FUND TOTAL **	313,229.24
25 00	SPECIAL RECREATION	31,548.93
	** FUND TOTAL **	31,548.93
34 00	CAPITAL PROJECTS	8,205.75
	** FUND TOTAL **	8,205.75
42 00	CAPITAL PROJECTS	10,950.00
42 11	CAP REPAIR & REPLACEMENT	9,374.64
42 75	2021 CAPITAL IMPROVEMENTS	101,481.02
	** FUND TOTAL **	121,805.66
-----		
	** TOTAL **	572,342.29

0 ERRORS  
0 WARNINGS

SELECTION CRITERIA

-----

VENDOR SET: ALL  
 VENDOR: THRU ZZZZZZ  
 VENDOR CLASS: ALL  
 BANK CODES: Include: APBNK  
 1099 BOX: All  
 COMMENT CODES: All  
 HOLD STATUS: Both  
 AP BALANCE AS OF: 0/00/0000  
 ADVANCED SELECTION: YES

-----

ITEM SELECTION: PAID ITEMS  
 FUNDS: All  
 ACCOUNT RANGE: THRU ZZZZZZZZZZZZZZZZ  
 ITEM AMOUNT: 999,999,999.00CR THRU 999,999,999.00

-----

PRINT OPTIONS:

SEQUENCE: VENDOR NUMBER  
 REPORT TYPE: SUMMARY  
 SORT TRANSACTIONS BY DATE: NO  
 G/L ACCOUNTS/PROJECTS: YES  
 ONE VENDOR PER PAGE: NO  
 ONE DEPARTMENT PER PAGE: NO  
 PRINT STUB COMMENTS: NO  
 PRINT COMMENT CODES: None  
 PRINT W/ PO ONLY: NO

-----

DATE SELECTION:

PAYMENT DATE: 7/01/2023 THRU 7/31/2023  
 ITEM DATE: 0/00/0000 THRU 99/99/9999  
 POSTING DATE: 0/00/0000 THRU 99/99/9999

-----



**Quarterly Treasurer's Report**  
*Fiscal Year Ending December 31, 2023*  
Second Quarter/First Half

**Presented To:** Finance Committee and Park Commissioners

**From:** Lisa Scumaci, Superintendent of Finance & Accounting  
Sue Rini, Deputy Director



The following is the **Quarterly Treasurer's Report** for the Carol Stream Park District for the second quarter of fiscal year ending December 31, 2023.

### Current Fund Balance

**Refer to Chart A**

- The opening fund balances represent audited values.
- The ancillary funds (Paving, FICA, Audit, Liability, and IMRF) are charted as part of the Corporate Fund. The District is still required to 'levy' by fund, but will record and hold the dollars in one Corporate Fund.
- The Second Quarter **Combined Fund Balance is \$11,125,379**. This includes all operating, restricted use funds, the balance of the bond proceeds, capital, and repair & replacement dollars.
  - The second quarter ending fund balance for all **Operating Funds is \$5,033,463**. This compares admirably to the 2022 second quarter ending balance of \$3,912,932. Operating funds include:

<i>Corporate/Corporate R&amp;R</i>	<i>FICA</i>
<i>Recreation/Recreation R&amp;R</i>	<i>Audit</i>
<i>Paving &amp; Lighting</i>	<i>IMRF</i>
<i>Liability</i>	

- The **Year-to-Date (YTD) change in the Operating Fund Balance** from beginning balances reflects an increase of \$1,093,756; this compares favorably to the second quarter increases of \$993,089 in 2022, and improved to \$732,730 in 2021.
  - Second Quarter typically performs at a gain; the District has moved back to pre-COVID conditions with this more typical second quarter performance.
- Total **Capital Dollars** available are \$2,146,353.



Carol Stream Park District

(Chart A)

Current Fund Balance

2nd Quarter - Fiscal Year Ending 12/31/23

	Corporate Fund (Includes Corp R&R, and Ancillary Funds)							Recreation		Restricted Use / Cap Exempt Funds					Total
	Admin Fund 10	Corp R&R Fund 11	Paving Fund 21	FICA Fund 22	Audit Fund 23	Liability Fund 24	IMRF Fund 26	Rec R&R Fund 12	Recreation Fund 20	Spec Rec Fund 25	Working Cash Fund 29	Bond & Int Fund 30	Technology Fund 34	Capital Fund 42	
<b>1/1/23 Bal: By Fund</b>	\$ 1,283,310	\$ 138,727	\$ 113,877	\$ 129,313	\$ 14,608	\$ 202,831	\$ 152,037	\$ 540,677	\$ 1,364,326	\$ 97,168	\$ 100,000	\$ 1,543,943	\$ 50,913	\$ 2,563,395.66	\$ 8,295,126
<b>1/1/23 Bal: Combined Funds</b>	\$ 2,034,704							\$ 1,905,002							
<b>Fund Balance</b>	\$ 1,895,977	\$ 138,727						\$ 540,677	\$ 1,364,326	\$ 97,168	\$ 100,000	\$ 1,543,943	\$ 50,913	\$ 2,563,396	\$ 8,295,126
January Net	\$ (145,397)	\$ 2,130	\$ -	\$ -	\$ -	\$ -	\$ -	\$ 3,531	\$ 96,973	\$ (4,341)	\$ -	\$ -	\$ (1,487)	\$ (17,877)	\$ (66,466)
<b>Fund Balance 1/31</b>	\$ 1,750,580	\$ 140,857	\$ -	\$ -	\$ -	\$ -	\$ -	\$ 544,208	\$ 1,461,299	\$ 92,827	\$ 100,000	\$ 1,543,943	\$ 49,426	\$ 2,545,519	\$ 8,228,659
February Net	\$ (212,203)	\$ 5,125	\$ -	\$ -	\$ -	\$ -	\$ -	\$ 6,653	\$ (23,542)	\$ (1,205)	\$ -	\$ -	\$ (872)	\$ (35,460)	\$ (261,505)
<b>Fund Balance 2/28</b>	\$ 1,538,377	\$ 145,982	\$ -	\$ -	\$ -	\$ -	\$ -	\$ 550,861	\$ 1,437,757	\$ 91,622	\$ 100,000	\$ 1,543,943	\$ 48,554	\$ 2,510,059	\$ 7,967,155
March Net	\$ (224,231)	\$ 1,134	\$ -	\$ -	\$ -	\$ -	\$ -	\$ (11,926)	\$ (187,614)	\$ (3,263)	\$ -	\$ (4,070)	\$ (2,539)	\$ (26,851)	\$ (459,360)
<b>Fund Balance 3/31</b>	\$ 1,314,146	\$ 147,116	\$ -	\$ -	\$ -	\$ -	\$ -	\$ 538,934	\$ 1,250,143	\$ 88,359	\$ 100,000	\$ 1,539,873	\$ 46,014	\$ 2,483,208	\$ 7,507,795
April Net	\$ (182,379)	\$ 2,242	\$ -	\$ -	\$ -	\$ -	\$ -	\$ 8,410	\$ 36,583	\$ (4,489)	\$ -	\$ (640,799)	\$ (111)	\$ (41,953)	\$ (822,497)
<b>Fund Balance 4/30</b>	\$ 1,131,767	\$ 149,358	\$ -	\$ -	\$ -	\$ -	\$ -	\$ 547,344	\$ 1,286,725	\$ 83,871	\$ 100,000	\$ 899,074	\$ 45,903	\$ 2,441,255	\$ 6,685,298
May Net	\$ (1,478)	\$ 5,006	\$ -	\$ -	\$ -	\$ -	\$ -	\$ 34,790	\$ 85,532	\$ 26,252	\$ -	\$ 443,922	\$ (942)	\$ (121,547)	\$ 471,535
<b>Fund Balance 5/31</b>	\$ 1,130,289	\$ 154,364	\$ -	\$ -	\$ -	\$ -	\$ -	\$ 582,135	\$ 1,372,258	\$ 110,123	\$ 100,000	\$ 1,342,996	\$ 44,961	\$ 2,319,708	\$ 7,156,833
June Net	\$ 1,040,005	\$ 17,445	\$ -	\$ -	\$ -	\$ -	\$ -	\$ 11,122	\$ 725,845	\$ 129,216	\$ -	\$ 2,225,918	\$ (7,650)	\$ (173,355)	\$ 3,968,546
<b>Fund Balance 6/30</b>	\$ 2,170,294	\$ 171,809	\$ -	\$ -	\$ -	\$ -	\$ -	\$ 593,257	\$ 2,098,103	\$ 239,338	\$ 100,000	\$ 3,568,914	\$ 37,311	\$ 2,146,353	\$ 11,125,379
July Net	\$ -	\$ -	\$ -	\$ -	\$ -	\$ -	\$ -	\$ -	\$ -	\$ -	\$ -	\$ -	\$ -	\$ -	\$ -
<b>Fund Balance 7/31</b>	\$ 2,170,294	\$ 171,809	\$ -	\$ -	\$ -	\$ -	\$ -	\$ 593,257	\$ 2,098,103	\$ 239,338	\$ 100,000	\$ 3,568,914	\$ 37,311	\$ 2,146,353	\$ 11,125,379
August Net	\$ -	\$ -	\$ -	\$ -	\$ -	\$ -	\$ -	\$ -	\$ -	\$ -	\$ -	\$ -	\$ -	\$ -	\$ -
<b>Fund Balance 8/31</b>	\$ 2,170,294	\$ 171,809	\$ -	\$ -	\$ -	\$ -	\$ -	\$ 593,257	\$ 2,098,103	\$ 239,338	\$ 100,000	\$ 3,568,914	\$ 37,311	\$ 2,146,353	\$ 11,125,379
September Net	\$ -	\$ -	\$ -	\$ -	\$ -	\$ -	\$ -	\$ -	\$ -	\$ -	\$ -	\$ -	\$ -	\$ -	\$ -
<b>Fund Balance 9/30</b>	\$ 2,170,294	\$ 171,809	\$ -	\$ -	\$ -	\$ -	\$ -	\$ 593,257	\$ 2,098,103	\$ 239,338	\$ 100,000	\$ 3,568,914	\$ 37,311	\$ 2,146,353	\$ 11,125,379
October Net	\$ -	\$ -	\$ -	\$ -	\$ -	\$ -	\$ -	\$ -	\$ -	\$ -	\$ -	\$ -	\$ -	\$ -	\$ -
<b>Fund Balance 10/31</b>	\$ 2,170,294	\$ 171,809	\$ -	\$ -	\$ -	\$ -	\$ -	\$ 593,257	\$ 2,098,103	\$ 239,338	\$ 100,000	\$ 3,568,914	\$ 37,311	\$ 2,146,353	\$ 11,125,379
November Net	\$ -	\$ -	\$ -	\$ -	\$ -	\$ -	\$ -	\$ -	\$ -	\$ -	\$ -	\$ -	\$ -	\$ -	\$ -
<b>Fund Balance 11/30</b>	\$ 2,170,294	\$ 171,809	\$ -	\$ -	\$ -	\$ -	\$ -	\$ 593,257	\$ 2,098,103	\$ 239,338	\$ 100,000	\$ 3,568,914	\$ 37,311	\$ 2,146,353	\$ 11,125,379
December Net	\$ -	\$ -	\$ -	\$ -	\$ -	\$ -	\$ -	\$ -	\$ -	\$ -	\$ -	\$ -	\$ -	\$ -	\$ -
<b>YTD Fund Balance</b>	\$ 2,170,294	\$ 171,809	\$ -	\$ -	\$ -	\$ -	\$ -	\$ 593,257	\$ 2,098,103	\$ 239,338	\$ 100,000	\$ 3,568,914	\$ 37,311	\$ 2,146,353	\$ 11,125,379
	<b>Corporate/CorpR&amp;R/Ancillary</b>							<b>Recreation/RecR&amp;R</b>							
<b>YTD Combined Fund Balance:</b>	\$ 2,342,103							\$ 2,691,360							
<b>Budgeted Ending Bal - CORP</b>	\$ 1,278,581	\$ 144,477	\$ 118,784	\$ 95,741	\$ 18,758	\$ 239,318	\$ 150,664	\$ 563,077	\$ 1,396,780	\$ 104,343	\$ 100,000	\$ 1,538,699	\$ 27,677	\$ 2,094,876	\$ 7,871,776
<b>Budgeted Ending Bal - CORP &amp; ANCILLARY</b>	\$ 2,046,324							\$ 1,959,857							
<b>Target of 5/12</b>	\$ 997,706	\$ 200,000	per plans	\$ 137,521	\$ 9,908	\$ 79,401	\$ 129,960	\$ 500,000	\$ 2,420,035	per plans	\$ 100,000	per debt	n/a	n/a	

\* Target Balance for Compined Corporate and Ancillary Funds is: \$ 1,554,496

Operating Fund Beg Balance: \$ 3,939,706  
 Operating Fund End Balance: \$ 5,033,463  
 Change in Operating Balance: \$ 1,093,756

**Year-to-Date (YTD) Revenues and Expenses – Monthly Comparison – ALL FUNDS****Refer to Chart B**

- This chart includes revenue, expense and net performance totals for ALL FUNDS – therefore, operating dollars, capital dollars, cap-exempt (bond & interest dollars), and special recreation dollars are included in the totals.
- Not all funds have the same goals or ‘targets’. While capital funds (specifically bond proceeds) are intentionally spent down and will result in a negative net.
- **Second Quarter net performance including all funds is \$3,617,585**
  - Second quarter performance is typically positive.
  - Performance is similar to 2022, with capital spending slowing down in early 2023.
- **First Half net performance including all funds is \$2,830,253.**
  - First half performance is typically positive; the District has moved back to pre-COVID conditions with this more typical first half performance.
  - Comparison is skewed because of the 2021 Bond Issue.
  - First Half net performance in 2022 was \$3,487,801.
  - First Half net performance in 2021 was \$6,107,687.





**Carol Stream Park District**  
**YTD Revenue & Expense - Monthly Comparison**  
**2nd Quarter - Fiscal Year Ending 12/31/23**

(Chart B)

ALL FUNDS - Corresponds to Chart B-1

Fiscal Year	January	February	March	1st Quarter Totals	2nd Quarter Totals	First Half Totals	3rd Quarter Totals	4th Quarter Totals	YTD TOTAL
2014 Revenue	\$ 1,668,369	\$ 320,065	\$ 532,084	\$ 2,520,518	\$ 5,061,623	\$ 7,582,140	\$ 4,588,061	\$ 2,334,484	\$ 14,504,685
2014 Expense	\$ 749,150	\$ 965,188	\$ 991,539	\$ 2,705,877	\$ 3,211,570	\$ 5,917,447	\$ 4,404,267	\$ 5,676,505	\$ 15,998,218
2014 Net	\$ 919,219	\$ (645,122)	\$ (459,455)	\$ (185,359)	\$ 1,850,053	\$ 1,664,694	\$ 183,794	\$ (3,342,021)	\$ (1,493,533)
2015 Revenue	\$ 674,523	\$ 357,436	\$ 549,217	\$ 1,581,176	\$ 5,604,998	\$ 7,186,174	\$ 4,806,492	\$ 1,279,291	\$ 13,271,957
2015 Expense	\$ 755,903	\$ 663,310	\$ 697,097	\$ 2,116,310	\$ 3,213,738	\$ 5,330,048	\$ 3,281,917	\$ 5,198,304	\$ 13,810,269
2015 Net	\$ (81,381)	\$ (305,873)	\$ (147,880)	\$ (535,134)	\$ 2,391,260	\$ 1,856,126	\$ 1,524,575	\$ (3,919,013)	\$ (538,312)
2016 Revenue	\$ 710,463	\$ 344,520	\$ 405,633	\$ 1,460,617	\$ 5,532,006	\$ 6,992,623	\$ 4,724,822	\$ 1,309,084	\$ 13,026,529
2016 Expense	\$ 587,155	\$ 674,357	\$ 717,493	\$ 1,979,005	\$ 3,297,933	\$ 5,276,938	\$ 3,577,429	\$ 5,569,431	\$ 14,423,798
2016 Net	\$ 123,308	\$ (329,837)	\$ (311,859)	\$ (518,388)	\$ 2,234,073	\$ 1,715,685	\$ 1,147,393	\$ (4,260,347)	\$ (1,397,269)
2017 Revenue	\$ 325,839	\$ 311,796	\$ 355,302	\$ 992,937	\$ 5,948,022	\$ 6,940,959	\$ 5,396,347	\$ 1,243,254	\$ 13,580,560
2017 Expense	\$ 506,518	\$ 684,417	\$ 759,037	\$ 1,949,971	\$ 3,673,264	\$ 5,623,235	\$ 2,937,513	\$ 5,602,312	\$ 14,163,060
2017 Net	\$ (180,679)	\$ (372,621)	\$ (403,735)	\$ (957,034)	\$ 2,274,759	\$ 1,317,724	\$ 2,458,834	\$ (4,359,058)	\$ (582,500)
2018 Revenue	\$ 348,091	\$ 339,526	\$ 344,109	\$ 1,031,725	\$ 6,207,035	\$ 7,238,761	\$ 5,388,057	\$ 1,349,138	\$ 13,975,955
2018 Expense	\$ 500,709	\$ 570,658	\$ 726,143	\$ 1,797,510	\$ 3,347,702	\$ 5,145,212	\$ 2,598,391	\$ 6,016,961	\$ 13,760,564
2018 Net	\$ (152,618)	\$ (231,132)	\$ (382,034)	\$ (765,785)	\$ 2,859,333	\$ 2,093,548	\$ 2,789,666	\$ (4,667,823)	\$ 215,391
2019 Revenue	\$ 341,276	\$ 345,895	\$ 361,132	\$ 1,048,303	\$ 6,199,885	\$ 7,248,188	\$ 5,795,670	\$ 1,442,013	\$ 14,485,871
2019 Expense	\$ 412,105	\$ 588,760	\$ 679,132	\$ 1,679,997	\$ 3,831,956	\$ 5,511,953	\$ 2,852,295	\$ 6,354,980	\$ 14,719,228
2019 Net	\$ (70,829)	\$ (242,865)	\$ (318,000)	\$ (631,694)	\$ 2,367,929	\$ 1,736,235	\$ 2,943,375	\$ (4,912,967)	\$ (233,357)
2020 Revenue	\$ 353,030	\$ 590,386	\$ 75,581	\$ 1,018,997	\$ 4,990,270	\$ 6,009,267	\$ 4,939,804	\$ 826,318	\$ 11,775,390
2020 Expense	\$ 431,256	\$ 651,719	\$ 565,918	\$ 1,648,893	\$ 2,332,723	\$ 3,981,616	\$ 1,748,726	\$ 6,140,567	\$ 11,870,908
2020 Net	\$ (78,226)	\$ (61,333)	\$ (490,336)	\$ (629,896)	\$ 2,657,547	\$ 2,027,652	\$ 3,191,078	\$ (5,314,248)	\$ (95,518)
2021 Revenue	\$ 149,816	\$ 167,387	\$ 193,591	\$ 510,793	\$ 9,500,949	\$ 10,011,742	\$ 5,675,819	\$ 952,812	\$ 16,640,373
2021 Expense	\$ 305,787	\$ 434,605	\$ 457,807	\$ 1,198,200	\$ 2,705,855	\$ 3,904,055	\$ 2,450,729	\$ 6,410,267	\$ 12,765,051
2021 Net	\$ (155,971)	\$ (267,219)	\$ (264,217)	\$ (687,407)	\$ 6,795,094	\$ 6,107,687	\$ 3,225,090	\$ (5,457,455)	\$ 3,875,322
2022 Revenue	\$ 273,426	\$ 249,802	\$ 218,513	\$ 741,740	\$ 7,759,627	\$ 8,501,367	\$ 6,031,371	\$ 1,329,867	\$ 15,862,604
2022 Expense	\$ 392,272	\$ 548,272	\$ 583,611	\$ 1,524,154	\$ 3,489,412	\$ 5,013,566	\$ 2,908,450	\$ 8,225,530	\$ 16,147,546
2022 Net	\$ (118,846)	\$ (298,470)	\$ (365,099)	\$ (782,414)	\$ 4,270,215	\$ 3,487,801	\$ 3,122,920	\$ (6,895,663)	\$ (284,942)
2023 Revenue	\$ 374,243	\$ 364,362	\$ 436,339	\$ 1,174,944	\$ 7,475,911	\$ 8,650,855	\$ -	\$ -	\$ 8,650,855
2023 Expense	\$ 440,710	\$ 625,866	\$ 895,699	\$ 1,962,275	\$ 3,858,327	\$ 5,820,602	\$ -	\$ -	\$ 5,820,602
2023 Net	\$ (66,466)	\$ (261,505)	\$ (459,360)	\$ (787,331)	\$ 3,617,585	\$ 2,830,253	\$ -	\$ -	\$ 2,830,253



## Year-to-Date (YTD) Revenue and Expenses Compared to Budget – ALL FUNDS

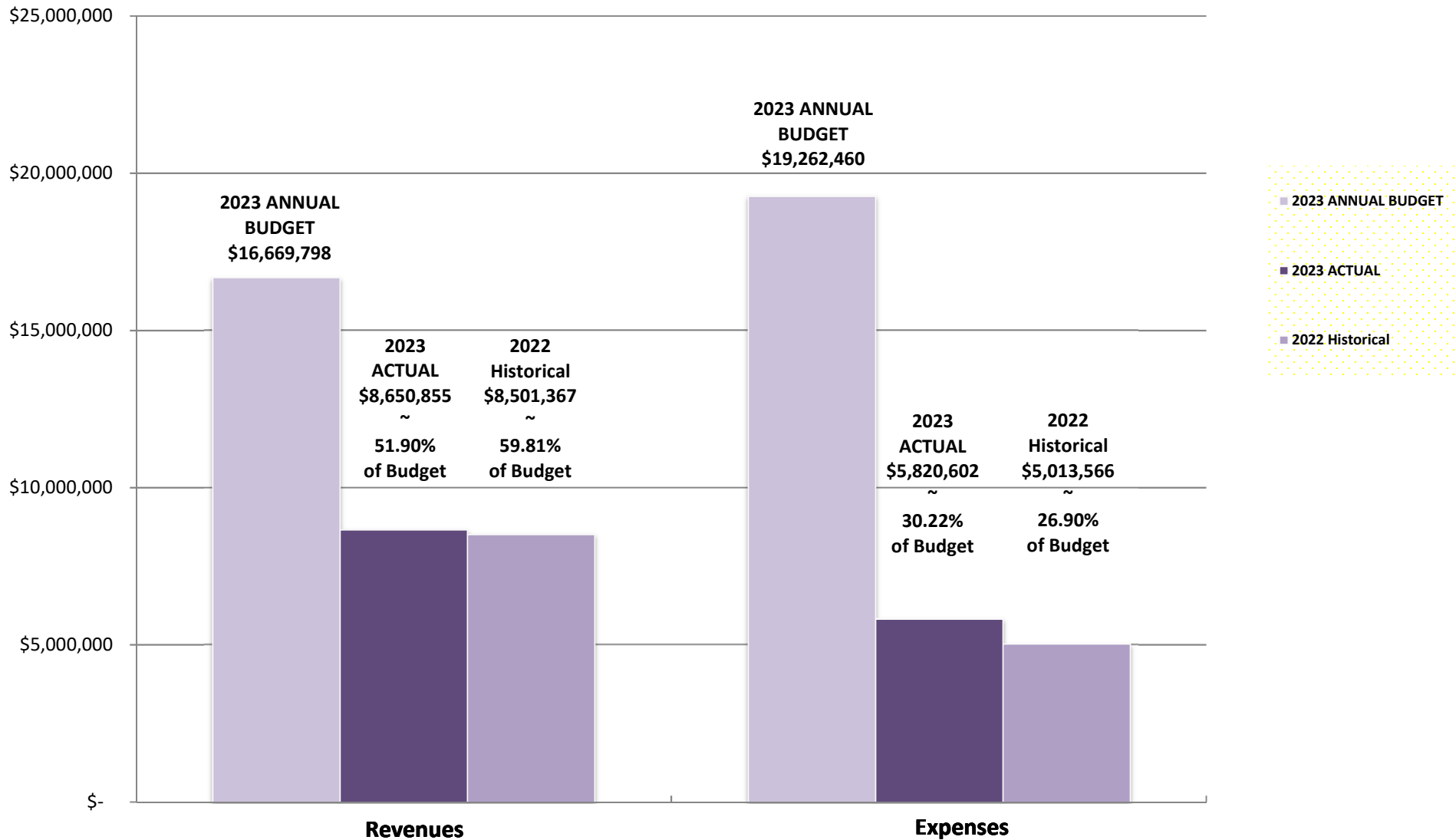
*Refer to Chart B-1*

- Similar to the spreadsheet in Chart B, this chart includes Year-to-Date performance compared to budget and includes ALL FUNDS. It also provides the percentage (%) of the budget. Comparative information for 2022 is included for reference.
- This chart reflects Operating, Capital, Cap-Exempt, and Special Recreation revenues and expenses.
- 2023 Year-to-Date revenue is 51.90% of the annual budget, with expenses at 30.22% of the annual budget.
  - 2022 Year-to-Date Revenue was 59.81% of budget, and expenses were 26.90% of budget.



**Carol Stream Park District**  
**YTD Revenue & Expense as % of Budget**  
**2nd Quarter - Fiscal Year Ending 12/31/23**  
ALL FUNDS

*(Chart B-1)*



**Year-to-Date (YTD) Revenue and Expenses – Monthly Comparison – OPERATING FUNDS****Refer to Chart C**

- This chart includes **current and historical revenue, expense, and net performance for Operating Funds:**
  - Corporate
  - Corporate Repair & Replacement
  - Recreation Repair & Replacement
  - Recreation
  - Paving & Lighting
  - FICA
  - Audit
  - Liability
  - IMRF
  
- **Second Quarter net performance for Operating Funds is \$1,783,123**
  - The second quarter typically nets positive performance.
  - Second quarter performance is somewhat more than 2022, but typical.
  
- **First Half net performance for Operating Funds is \$1,093,756.**
  - This reflects improvement over 2022's \$993,089 net performance.
  - Performance is more favorable than 2021's net performance of \$732,730.
  
  - ✓ Tax receipts to operating funds have come in as budgeted.
  - ✓ Staff positions have returned to pre-covid levels.
  - ✓ Consumer confidence is back to pre-covid levels and remains steady.



**Carol Stream Park District**  
**YTD Revenues & Expense - Monthly Comparisons**  
**2nd Quarter - Fiscal Year Ending 12/31/2023**

**(Chart C)**

OPERATING FUNDS - Corresponds to Charts C-1, C-2, C-3

Fiscal Year	1st Quarter Totals	1st Qtr % of Annual Budget	April	May	June	2nd Quarter Totals	2nd Qtr % of Annual Budget	First Half Totals	First Half % of Annual Budget	3rd Quarter Totals	1st-thru 3rd Quarter YTD Totals	1st-3rd Qtrs % of Annual Budget	4th Quarter Totals	YTD Total	1st-4th Qtrs % of Annual Budget	Annual Operating Budget
2014	Revenue \$ 1,444,219	17.3%	\$ 414,950	\$ 429,934	\$ 2,145,375	\$ 2,990,258	35.8%	\$ 4,434,477	53.0%	\$ 2,729,520	\$ 7,163,997	85.7%	\$ 1,027,533	\$ 8,191,531	97.9%	\$ 8,363,776
	Expense \$ 1,800,027	21.6%	\$ 595,448	\$ 737,248	\$ 646,472	\$ 1,979,168	23.7%	\$ 3,779,196	45.3%	\$ 2,457,460	\$ 6,236,656	74.7%	\$ 2,077,801	\$ 8,314,456	99.6%	\$ 8,348,073
	Net \$ (355,808)		\$ (180,499)	\$ (307,314)	\$ 1,498,903	\$ 1,011,089		\$ 655,281		\$ 272,060	\$ 927,342		\$ (1,050,267)	\$ (122,926)		\$ 15,703
2015	Revenue \$ 1,580,635	18.8%	\$ 640,878	\$ 440,751	\$ 2,297,404	\$ 3,379,033	40.2%	\$ 4,959,668	59.0%	\$ 2,808,561	\$ 7,768,229	92.4%	\$ 621,039	\$ 8,389,269	99.8%	\$ 8,404,925
	Expense \$ 1,787,216	21.3%	\$ 589,625	\$ 666,436	\$ 883,674	\$ 2,139,735	25.5%	\$ 3,926,952	46.8%	\$ 2,457,156	\$ 6,384,108	76.1%	\$ 1,926,258	\$ 8,310,366	99.0%	\$ 8,393,568
	Net \$ (206,581)		\$ 51,253	\$ (225,685)	\$ 1,413,730	\$ 1,239,298		\$ 1,032,716		\$ 351,405	\$ 1,384,121		\$ (1,305,218)	\$ 78,903		\$ 11,357
2016	Revenue \$ 1,455,155	17.2%	\$ 386,636	\$ 716,893	\$ 2,011,233	\$ 3,114,762	36.9%	\$ 4,569,917	54.1%	\$ 2,637,240	\$ 7,207,157	85.3%	\$ 977,817	\$ 8,184,973	96.8%	\$ 8,452,124
	Expense \$ 1,665,103	19.7%	\$ 577,842	\$ 565,461	\$ 660,696	\$ 1,803,999	21.4%	\$ 3,469,102	41.1%	\$ 2,556,806	\$ 6,025,907	71.3%	\$ 1,935,041	\$ 7,960,948	94.2%	\$ 8,448,387
	Net \$ (209,948)		\$ (191,205)	\$ 151,432	\$ 1,350,537	\$ 1,310,764		\$ 1,100,815		\$ 80,434	\$ 1,181,250		\$ (957,225)	\$ 224,025		\$ 3,737
2017	Revenue \$ 985,153	11.6%	\$ 394,040	\$ 515,091	\$ 2,457,725	\$ 3,366,856	39.5%	\$ 4,351,988	51.1%	\$ 3,063,935	\$ 7,415,922	87.0%	\$ 1,096,203	\$ 8,512,125	99.9%	\$ 8,524,852
	Expense \$ 1,708,453	19.8%	\$ 483,989	\$ 630,785	\$ 981,322	\$ 2,096,096	24.3%	\$ 3,804,549	44.2%	\$ 2,345,189	\$ 6,149,738	71.4%	\$ 2,042,134	\$ 8,191,871	95.1%	\$ 8,614,925
	Net \$ (723,322)		\$ (89,949)	\$ (115,694)	\$ 1,476,403	\$ 1,270,761		\$ 547,439		\$ 718,746	\$ 1,266,184		\$ (945,931)	\$ 320,254		\$ (90,073)
2018	Revenue \$ 1,023,845	12.0%	\$ 378,821	\$ 591,314	\$ 2,437,683	\$ 3,407,818	39.9%	\$ 4,431,663	52.0%	\$ 3,115,869	\$ 7,547,533	88.5%	\$ 1,094,630	\$ 8,642,163	101.3%	\$ 8,530,595
	Expense \$ 1,665,262	19.0%	\$ 637,386	\$ 576,395	\$ 951,898	\$ 2,165,679	24.8%	\$ 3,830,941	43.8%	\$ 2,205,213	\$ 6,036,154	69.0%	\$ 2,123,397	\$ 8,159,551	93.3%	\$ 8,746,759
	Net \$ (641,417)		\$ (258,565)	\$ 14,919	\$ 1,485,785	\$ 1,242,139		\$ 600,722		\$ 910,657	\$ 1,511,379		\$ (1,028,766)	\$ 482,612		\$ (216,164)
2019	Revenue \$ 1,031,330	11.8%	\$ 422,676	\$ 581,235	\$ 2,435,007	\$ 3,438,917	39.2%	\$ 4,470,248	51.0%	\$ 3,154,418	\$ 7,624,666	86.9%	\$ 1,130,129	\$ 8,754,795	99.8%	\$ 8,770,170
	Expense \$ 1,560,257	18.4%	\$ 635,564	\$ 882,517	\$ 773,572	\$ 2,291,653	27.0%	\$ 3,851,911	45.3%	\$ 2,289,592	\$ 6,141,503	72.3%	\$ 2,219,138	\$ 8,360,641	98.4%	\$ 8,494,828
	Net \$ (528,927)		\$ (212,888)	\$ (301,282)	\$ 1,661,434	\$ 1,147,264		\$ 618,337		\$ 864,826	\$ 1,483,163		\$ (1,089,009)	\$ 394,154		\$ 275,342
2020	Revenue \$ 1,005,907	11.0%	\$ 22,907	\$ 85,773	\$ 2,005,840	\$ 2,114,520	23.2%	\$ 3,120,427	34.2%	\$ 2,379,617	\$ 5,500,044	60.3%	\$ 549,709	\$ 6,049,752	66.4%	\$ 9,114,321
	Expense \$ 1,589,896	17.8%	\$ 482,749	\$ 336,275	\$ 296,570	\$ 1,115,594	12.5%	\$ 2,705,490	30.4%	\$ 1,457,462	\$ 4,162,953	46.7%	\$ 1,723,063	\$ 5,886,016	66.0%	\$ 8,911,720
	Net \$ (583,989)		\$ (459,842)	\$ (250,502)	\$ 1,709,269	\$ 998,925		\$ 414,936		\$ 922,155	\$ 1,337,091		\$ (1,173,355)	\$ 163,736		\$ 202,601
2021	Revenue \$ 483,818	7.1%	\$ 256,883	\$ 579,772	\$ 2,259,815	\$ 3,096,471	45.3%	\$ 3,580,288	52.4%	\$ 3,134,603	\$ 6,714,892	98.3%	\$ 864,629	\$ 7,579,520	110.9%	\$ 6,832,856
	Expense \$ 1,071,398	15.8%	\$ 584,187	\$ 581,971	\$ 610,003	\$ 1,776,161	26.2%	\$ 2,847,559	42.1%	\$ 1,881,839	\$ 4,729,397	69.9%	\$ 1,906,484	\$ 6,635,882	98.1%	\$ 6,766,380
	Net \$ (587,580)		\$ (327,304)	\$ (2,198)	\$ 1,649,812	\$ 1,320,310		\$ 732,730		\$ 1,252,765	\$ 1,985,494		\$ (1,041,856)	\$ 943,639		\$ 66,476
2022	Revenue \$ 848,554	10.4%	\$ 414,631	\$ 1,047,173	\$ 2,336,176	\$ 3,797,981	46.8%	\$ 4,646,535	57.2%	\$ 3,266,837	\$ 7,913,372	97.4%	\$ 1,175,042	\$ 9,088,414	111.9%	\$ 8,121,516
	Expense \$ 1,405,363	17.7%	\$ 726,892	\$ 585,199	\$ 935,991	\$ 2,248,082	28.3%	\$ 3,653,445	46.1%	\$ 2,481,771	\$ 6,135,217	77.4%	\$ 1,929,830	\$ 8,065,046	101.7%	\$ 7,930,019
	Net \$ (556,809)		\$ (312,261)	\$ 461,974	\$ 1,400,185	\$ 1,549,898		\$ 993,089		\$ 785,066	\$ 1,778,155		\$ (754,787)	\$ 1,023,368		\$ 191,497
2023	Revenue \$ 1,138,577	12.1%	\$ 462,482	\$ 993,276	\$ 2,721,559	\$ 4,177,316	44.2%	\$ 5,315,894	56.3%	\$ -	\$ 5,315,894	56.3%	\$ -	\$ 5,315,894	56.3%	\$ 9,444,278
	Expense \$ 1,827,944	19.9%	\$ 597,626	\$ 869,425	\$ 927,142	\$ 2,394,193	26.1%	\$ 4,222,137	46.0%	\$ -	\$ 4,222,137	46.0%	\$ -	\$ 4,222,137	46.0%	\$ 9,183,818
	Net \$ (689,367)		\$ (135,145)	\$ 123,851	\$ 1,794,417	\$ 1,783,123		\$ 1,093,756		\$ -	\$ 1,093,756		\$ -	\$ 1,093,756		\$ 260,460



### Year-to-Date (YTD) Revenue and Expenses Compared to Budget – OPERATING FUNDS

*Refer to Chart C-1*

- This chart compliments the preceding spreadsheet, and reflects revenue and expenses for Operating Funds.
  - YTD revenues are \$5,315,894 and represent 56.3% of the annual budget.
  - YTD expenses are \$4,222,137 and represent 46.0% of the annual budget.

### Year-to-Date (YTD) Revenue and Expenses as a % of Budget – OPERATING FUNDS - 5 Year History

*Refer to Chart C-2*

This chart reflects revenue and expenses for Operating Funds through the second quarter.

- The chart is strictly % based. As the annual budget targets vary from year to year, it should not be considered the only tool for measuring performance.

### Net Performance – OPERATING FUNDS - 5 Year History (1st Quarter)

*Refer to Chart C-3*

This chart reflects NET performance for Operating Funds for the 2<sup>nd</sup> quarter, as well as the 1<sup>st</sup> through 4<sup>th</sup> quarters of the fiscal year.

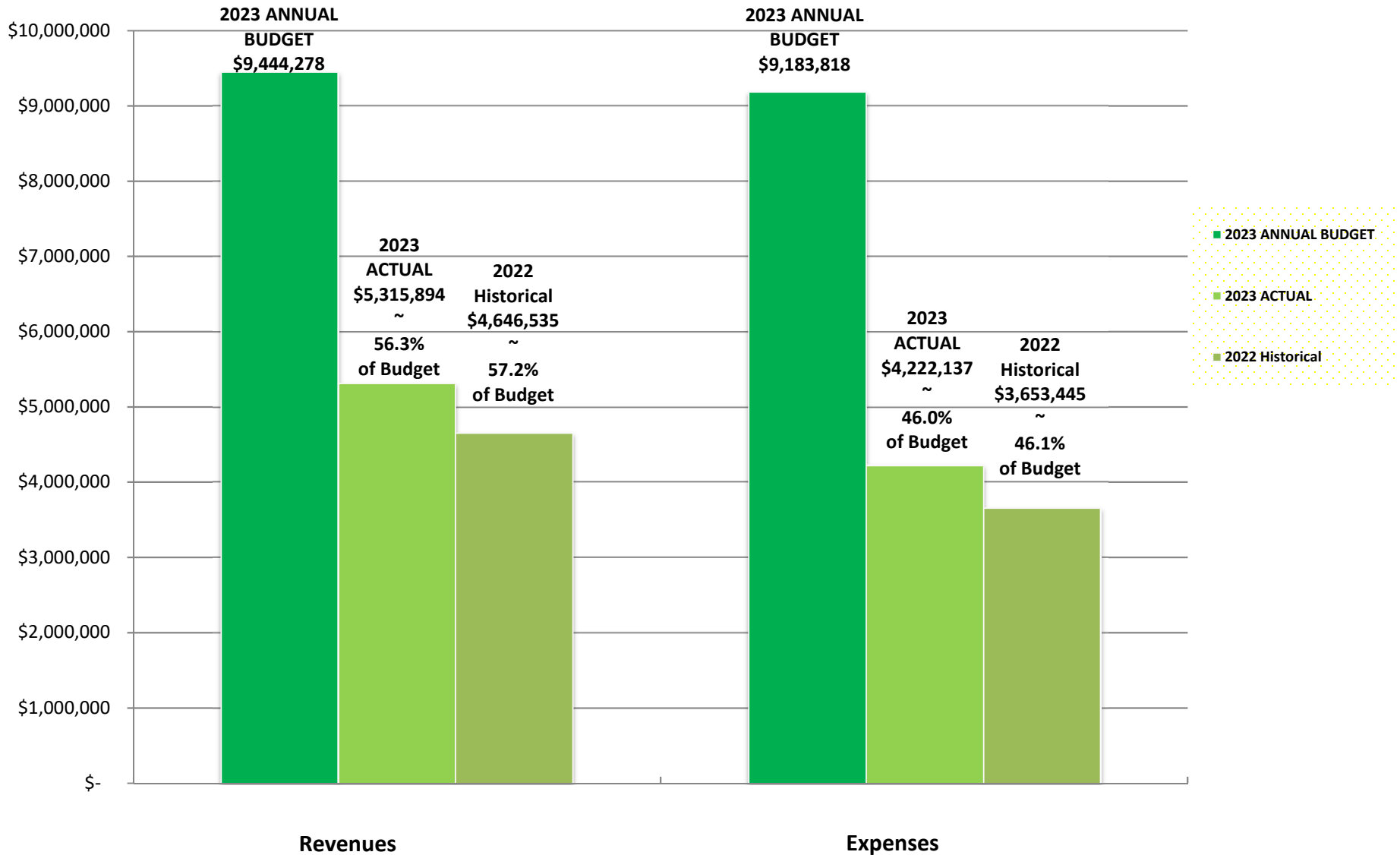
- The chart on the left includes a 5 year history of net performance **for the second quarter only** (April-June).
- The chart on the right includes a 5 year history of net performance **through the fourth quarter** (January –December).



**Carol Stream Park District**  
**YTD Revenue & Expense as a % Budget**  
**2nd Quarter - Fiscal Year Ending 12/31/23**

*(Chart C-1)*

**OPERATING FUNDS**





**Carol Stream Park District**  
**YTD Revenue & Expense as a % of Budget**  
**2nd Quarter - Fiscal Year Ending 12/31/23**  
**OPERATING FUNDS - 5-Year History**

*(Chart C-2)*







# Carol Stream Park District Net Performance

(Chart C-3)

## 2nd Quarter vs. 1st THRU 4th YTD - Fiscal Year Ending 12/31/23

### OPERATING FUNDS - 5 Year History





## Year-to-Date (YTD) Revenue and Expenses – Monthly Comparison – RECREATION FUND

*Refer to Chart D*

This chart includes revenue, expense, and net performance of only the Recreation Fund. Ten years of data is included.

- **Second Quarter** net performance of the **Recreation Fund** (April-June) is \$847,960.
  - Second quarter net performance is typically positive.
  - The first major tax allocations were received during the second quarter.
  - In 2017 we began utilizing a deferred revenue charting system.
  - This quarter reflects more favorable performance compared to the same quarter in 2022, but typical.
  
- **Early forecasts show that a number of programs are trending 'at' or 'better than budgeted' revenue levels:**
  - Youth Theater has reached 76% of budget.
  - Gym Rentals have reached 64% of budget.
  - Field Rentals have reached 59% of budget.
  - Youth Basketball has reached 97% of budget.
  - Youth Dodgeball has reached 121% of budget.
  - Adult Sports Leagues have reached 64% of budget.
  - Sports Instructional has reached 65% of budget.
  - Preschool has reached 64% of budget.
  - Gymnastics Instructional has reached 72% of budget.
  
- **First Half net performance of the Recreation fund (Apr-June) is \$733,777.**
  - This is the strongest first half net performance since 2016.
  - Revenues of \$3,373,081 for the first half are the highest since 2010.
  - Expenses of \$2,639,304 for the first half remain similar to those of pre-covid levels.



**Carol Stream Park District**  
**YTD Revenues & Expenses - Monthly Comparisons**  
**2nd Quarter - Fiscal Year Ending 12/31/23**

*(Chart D)*

*RECREATION FUND - Corresponds to Charts D-1, D-2, and D-3*

Fiscal Year	1st Quarter Totals	1st Qtr % of Annl Budget	April	May	June	2nd Quarter Totals	2nd Qtr % of Annl Budget	First Half Totals	YTD % of Annual Budget	3rd Quarter Totals	3rd Qtr % of Annl Budget	1st-3rd Quarter YTD Totals	YTD % of Annual Budget	4th Quarter Totals	4th Qtr % of Annl Budget	1st-4th Quarter YTD Totals	YTD % of Annual Budget	Annual Recreation Budget
2014	Revenue \$ 1,311,311	23.3%	\$ 355,325	\$ 353,141	\$ 1,022,393	\$ 1,730,859	30.8%	\$ 3,042,170	54.1%	\$ 1,581,196	28.1%	\$ 4,623,366	82.2%	\$ 883,323	15.7%	\$ 5,506,689	97.9%	\$ 5,622,602
	Expense \$ 1,208,079	21.8%	\$ 413,032	\$ 437,179	\$ 442,559	\$ 1,292,770	23.4%	\$ 2,500,849	45.2%	\$ 1,711,252	30.9%	\$ 4,212,101	76.2%	\$ 1,274,089	23.0%	\$ 5,486,190	99.2%	\$ 5,529,656
	Net \$ 103,232		\$ (57,707)	\$ (84,039)	\$ 579,835	\$ 438,089		\$ 541,321		\$ (130,056)		\$ 411,265		\$ (390,766)		\$ 20,498		\$ 92,946
2015	Revenue \$ 1,320,736	22.8%	\$ 331,692	\$ 360,019	\$ 1,159,537	\$ 1,851,249	32.0%	\$ 3,171,985	54.8%	\$ 1,681,110	29.1%	\$ 4,853,094	83.9%	\$ 593,415	10.3%	\$ 5,446,509	94.2%	\$ 5,783,771
	Expense \$ 1,210,282	20.9%	\$ 411,434	\$ 429,483	\$ 492,487	\$ 1,333,404	23.1%	\$ 2,543,686	44.0%	\$ 1,751,828	30.3%	\$ 4,295,513	74.3%	\$ 1,298,459	22.5%	\$ 5,593,972	96.8%	\$ 5,778,387
	Net \$ 110,454		\$ (79,742)	\$ (69,463)	\$ 667,050	\$ 517,845		\$ 628,299		\$ (70,718)		\$ 557,581		\$ (705,044)		\$ (147,463)		\$ 5,385
2016	Revenue \$ 1,391,430	23.9%	\$ 335,731	\$ 648,918	\$ 844,947	\$ 1,829,597	31.5%	\$ 3,221,027	55.4%	\$ 1,494,005	25.7%	\$ 4,715,031	81.1%	\$ 829,269	14.3%	\$ 5,544,301	95.4%	\$ 5,813,394
	Expense \$ 1,165,618	20.3%	\$ 389,727	\$ 403,019	\$ 442,231	\$ 1,234,977	21.5%	\$ 2,400,594	41.8%	\$ 1,797,042	31.3%	\$ 4,197,636	73.1%	\$ 1,274,763	22.2%	\$ 5,472,399	95.4%	\$ 5,738,668
	Net \$ 225,812		\$ (53,995)	\$ 245,899	\$ 402,716	\$ 594,620		\$ 820,432		\$ (303,037)		\$ 517,395		\$ (445,494)		\$ 71,902		\$ 74,726
2017	Revenue \$ 918,039	15.6%	\$ 351,209	\$ 401,130	\$ 1,231,843	\$ 1,984,181	33.7%	\$ 2,902,220	49.3%	\$ 1,899,594	32.3%	\$ 4,801,814	81.6%	\$ 944,567	16.0%	\$ 5,746,381	97.6%	\$ 5,887,257
	Expense \$ 1,191,900	20.6%	\$ 319,800	\$ 433,236	\$ 688,175	\$ 1,441,211	25.0%	\$ 2,633,111	45.6%	\$ 1,648,279	28.5%	\$ 4,281,391	74.1%	\$ 1,366,874	23.7%	\$ 5,648,265	97.8%	\$ 5,774,176
	Net \$ (273,861)		\$ 31,409	\$ (32,107)	\$ 543,667	\$ 542,970		\$ 269,109		\$ 251,315		\$ 520,423		\$ (422,307)		\$ 98,117		\$ 113,081
2018	Revenue \$ 945,957	16.2%	\$ 339,925	\$ 439,243	\$ 1,213,335	\$ 1,992,503	34.0%	\$ 2,938,460	50.2%	\$ 1,959,525	33.5%	\$ 4,897,985	83.6%	\$ 947,719	16.2%	\$ 5,845,704	99.8%	\$ 5,856,681
	Expense \$ 1,087,307	18.9%	\$ 428,304	\$ 390,450	\$ 675,711	\$ 1,494,465	26.0%	\$ 2,581,772	44.9%	\$ 1,628,465	28.3%	\$ 4,210,237	73.2%	\$ 1,414,627	24.6%	\$ 5,624,865	97.8%	\$ 5,751,202
	Net \$ (141,350)		\$ (88,379)	\$ 48,794	\$ 537,623	\$ 498,038		\$ 356,688		\$ 331,060		\$ 687,748		\$ (466,908)		\$ 220,839		\$ 105,479
2019	Revenue \$ 964,168	16.2%	\$ 362,380	\$ 436,925	\$ 1,218,203	\$ 2,017,508	33.9%	\$ 2,981,676	50.1%	\$ 1,915,839	32.2%	\$ 4,897,515	82.4%	\$ 970,735	16.3%	\$ 5,868,250	98.7%	\$ 5,946,852
	Expense \$ 1,041,681	17.9%	\$ 403,291	\$ 601,194	\$ 558,950	\$ 1,563,435	26.8%	\$ 2,605,116	44.7%	\$ 1,675,741	28.8%	\$ 4,280,857	73.5%	\$ 1,470,119	25.2%	\$ 5,750,976	98.7%	\$ 5,825,193
	Net \$ (77,513)		\$ (40,911)	\$ (164,269)	\$ 659,254	\$ 454,074		\$ 376,560		\$ 240,098		\$ 616,658		\$ (499,384)		\$ 117,274		\$ 121,659
2020	Revenue \$ 949,904	15.9%	\$ (22,170.74)	\$ 13,454.54	\$ 589,039.85	\$ 580,324	9.7%	\$ 1,530,228	25.6%	\$ 1,028,889	17.2%	\$ 2,559,117	42.8%	\$ 395,788	6.6%	\$ 2,954,905	49.5%	5,974,574
	Expense \$ 1,058,794	17.9%	\$ 260,344.55	\$ 152,606.36	\$ 147,348.98	\$ 560,300	9.5%	\$ 1,619,094	27.4%	\$ 813,275	13.8%	\$ 2,432,369	41.2%	\$ 770,165	13.0%	\$ 3,202,534	54.2%	5,908,337
	Net \$ (108,890)		\$ (282,515.29)	\$ (139,151.82)	\$ 441,690.87	\$ 20,024		\$ (88,866)		\$ 215,614		\$ 126,748		\$ (374,378)		\$ (247,629)		\$ 66,237
2021	Revenue \$ 407,741	10.1%	\$ 221,768	\$ 367,599	\$ 1,121,678	\$ 1,711,044	42.3%	\$ 2,118,785	52.4%	\$ 1,863,931	46.1%	\$ 3,982,716	98.4%	\$ 762,831	18.8%	\$ 4,745,546	117.3%	4,047,331
	Expense \$ 551,933	13.7%	\$ 332,692	\$ 391,868	\$ 378,083	\$ 1,102,643	27.5%	\$ 1,654,576	41.2%	\$ 1,233,146	30.7%	\$ 2,887,723	71.9%	\$ 1,172,810	29.2%	\$ 4,060,533	101.1%	4,014,876
	Net \$ (144,193)		\$ (110,924)	\$ (24,270)	\$ 743,595	\$ 608,401		\$ 464,208		\$ 630,785		\$ 1,094,993		\$ (409,980)		\$ 685,013		\$ 32,455
2022	Revenue \$ 765,815	15.2%	\$ 359,570	\$ 579,540	\$ 1,197,378	\$ 2,136,488	42.4%	\$ 2,902,303	57.6%	\$ 1,896,144	37.6%	\$ 4,798,447	95.2%	\$ 962,662	19.1%	\$ 5,761,109	114.3%	5,040,613
	Expense \$ 817,452	16.5%	\$ 442,750	\$ 365,486	\$ 652,220	\$ 1,460,457	29.4%	\$ 2,277,909	45.9%	\$ 1,629,588	32.8%	\$ 3,907,497	78.7%	\$ 1,172,802	23.6%	\$ 5,080,299	102.3%	4,965,582
	Net \$ (51,637)		\$ (83,181)	\$ 214,054	\$ 545,158	\$ 676,031		\$ 624,394		\$ 266,555		\$ 890,950		\$ (210,140)		\$ 680,810		\$ 75,032
2023	Revenue \$ 985,075	16.8%	\$ 412,419	\$ 648,755	\$ 1,326,832	\$ 2,388,006	40.6%	\$ 3,373,081	57.4%	\$ -	0.0%	\$ 3,373,081	57.4%	\$ -	0.0%	\$ 3,373,081	57.4%	5,880,335
	Expense \$ 1,099,258	18.9%	\$ 375,836	\$ 563,223	\$ 600,987	\$ 1,540,046	26.5%	\$ 2,639,304	45.4%	\$ -	0.0%	\$ 2,639,304	45.4%	\$ -	0.0%	\$ 2,639,304	45.4%	5,808,083
	Net \$ (114,183)		\$ 36,583	\$ 85,532	\$ 725,845	\$ 847,960		\$ 733,777		\$ -		\$ 733,777		\$ -		\$ 733,777		\$ 72,252



### **Year-to-Date Revenue and Expenses as a % of Budget – RECREATION FUND**

***Refer to Chart D-1***

This chart compliments the preceding spreadsheet, and reflects the year-to-date revenue and expenses for the Recreation Fund.

- YTD revenue is \$3,373,081 and represents 57.4% of the annual budget.
- YTD expenses are \$2,639,304 represents 45.4% of the annual budget.

### **Year-to-Date Revenue and Expenses as a % of Budget – 5 Year History**

***Refer to Chart D-2***

This chart reflects revenue and expenses for the Recreation Fund as a percentage of the budget.

- As the annual budget targets vary from year to year, so does percentage of performance.

### **Net Performance – 5 Year History (2nd Quarter vs. 1<sup>st</sup>- 4<sup>th</sup> Quarter)**

***Refer to Chart D-3***

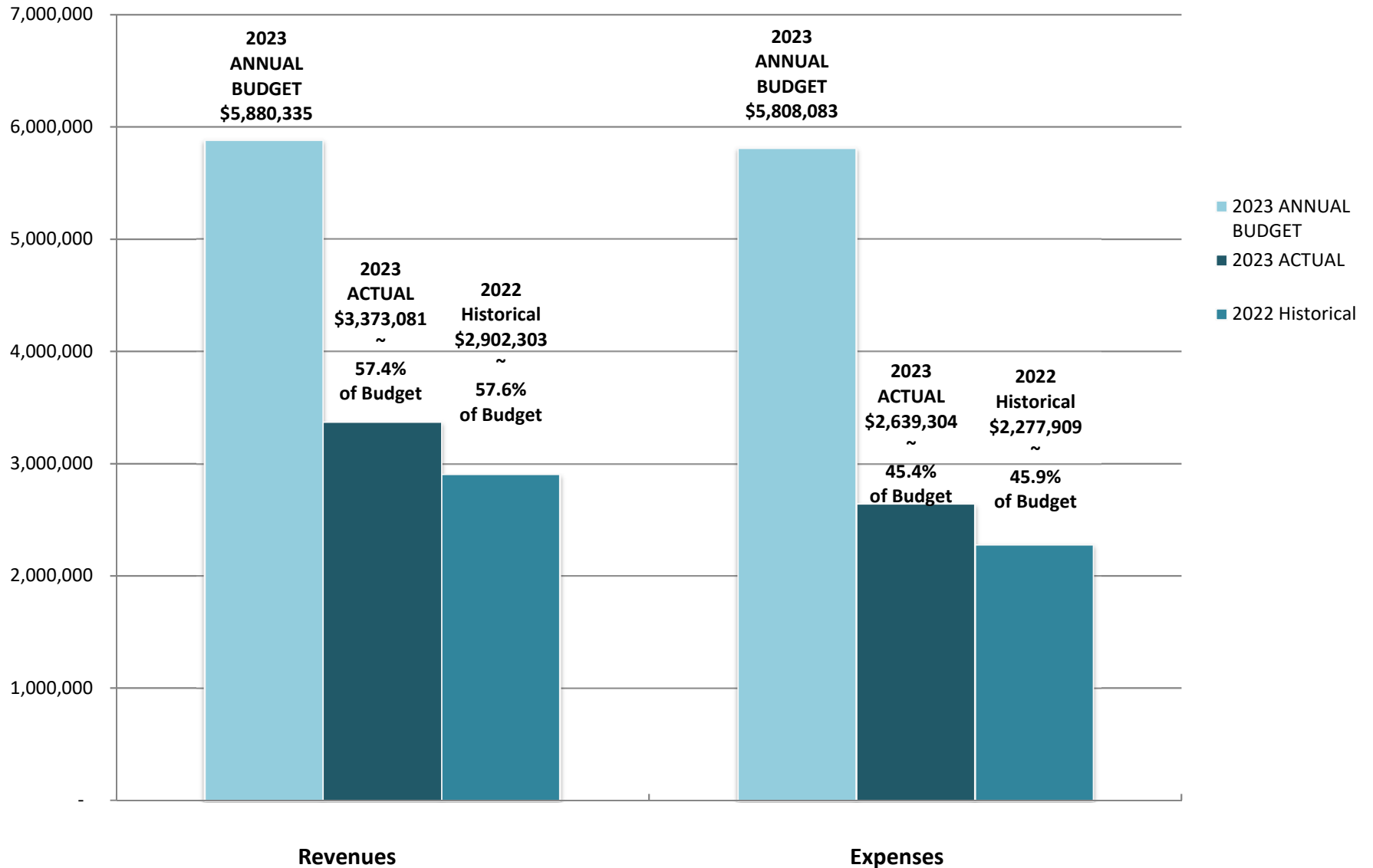
This chart reflects NET performance for the Recreation Fund.

- The chart on the left includes net performance **for the second quarter only** (April-June).
- The chart on the right includes NET performance **through the fourth quarter** (January –December).



**Carol Stream Park District**  
**YTD Revenue & Expenses as a % of Budget**  
**2nd Quarter - Fiscal Year Ending 12/31/23**  
**RECREATION FUND**

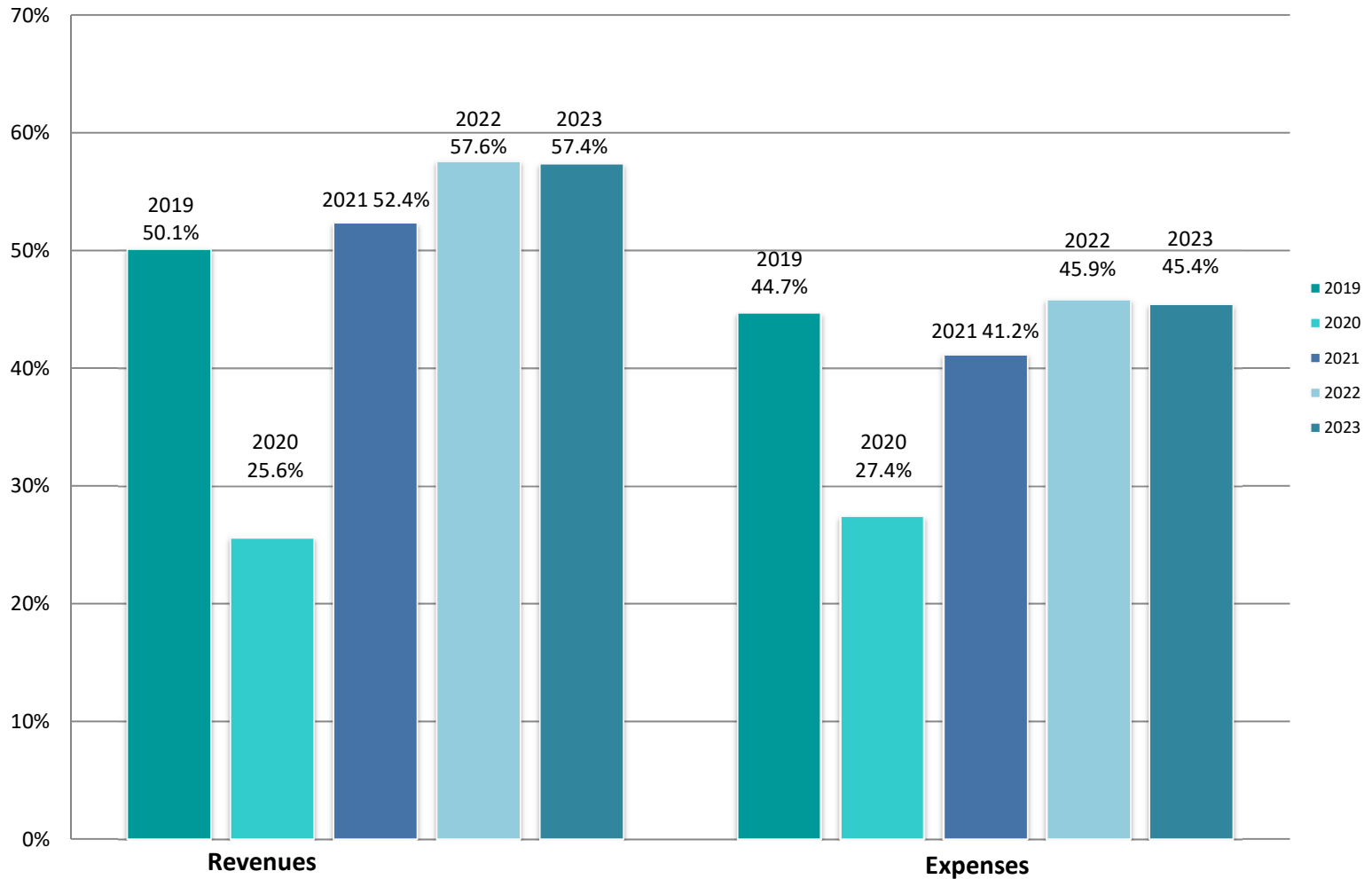
*(Chart D-1)*





**Carol Stream Park District**  
**YTD Revenue & Expense as a % of Budget**  
**2nd Quarter - Fiscal Year Ending 12/31/23**  
**RECREATION FUND - 5-Year History**

*(Chart D-2)*



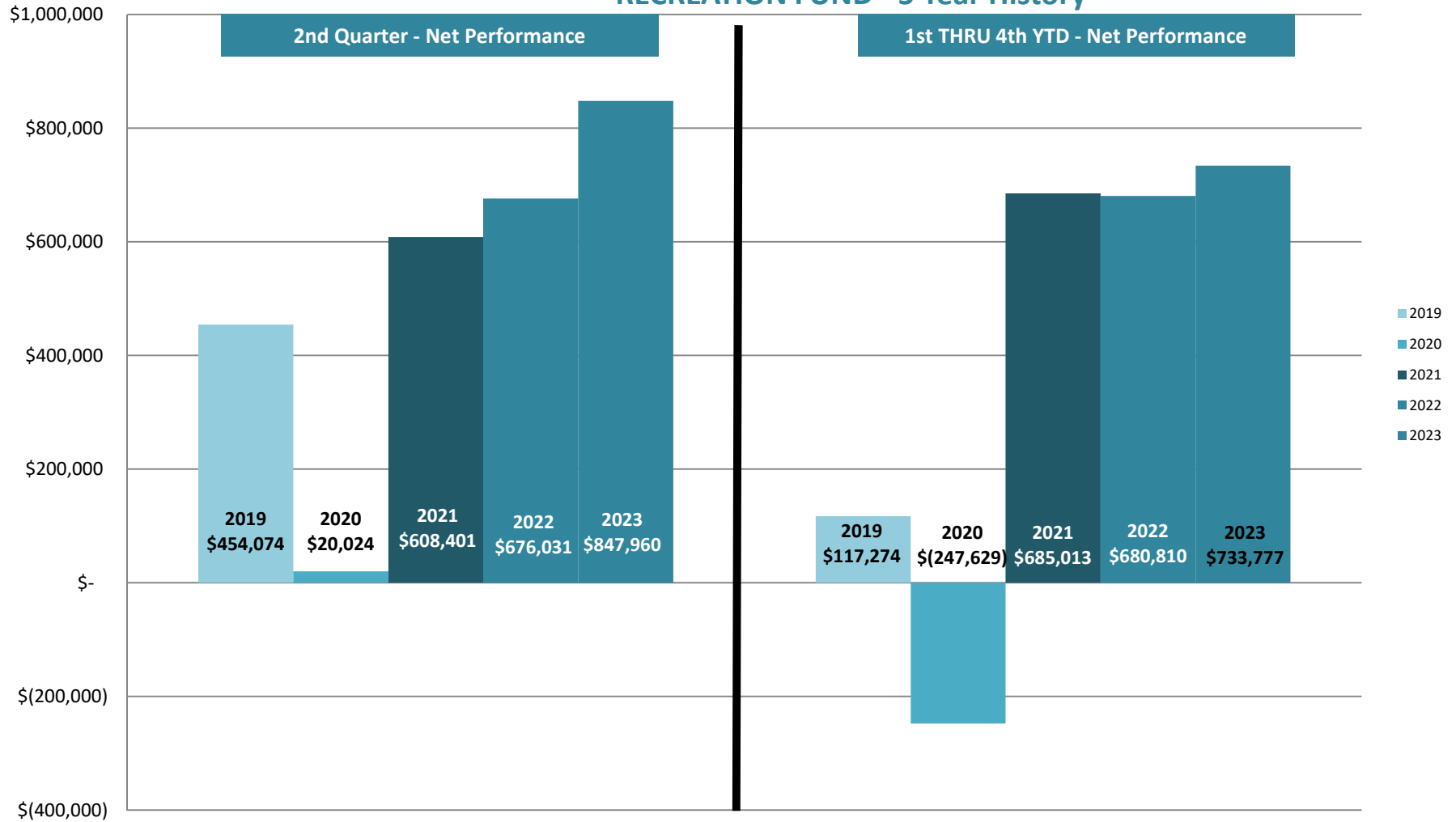


# Carol Stream Park District Net Performance

(Chart D-3)

## 2nd Quarter vs 1st thru 4th Quarter - Fiscal Year Ending 12/31/23

### RECREATION FUND - 5 Year History





## Capital / Cap-Exempt / Special Recreation Revenues and Expenses – Monthly Comparison

*Refer to Chart E*

This chart includes performance for the following funds:

- Special Recreation
  - Working Cash
  - Bond & Interest
  - Capital (and Capital Repair & Replacement)
  - Cash-in-Lieu
- Special Recreation is a special use (restricted) fund.
  - Capital dollars are intentionally spent down.
  - Performance is also a result of timing (when taxes are received for bond payments).

### **Bonds:**

- Seven (7) bond principal and/or interest payments were made in the second quarter of 2023, totaling \$896,848.75.
  - 2016 \$256,050.00
  - 2020A \$2,900.00
  - 2020B \$10,498.75
  - 2020C \$230,875.00
  - 2020D \$108,213.00
  - 2021A \$56,579.50
  - 2021B \$231,732.50





Carol Stream Park District

(Chart E)

Comparison of Monthly Capital, Cap-Exempt, & Special Recreation Funds

2nd Quarter - Fiscal Year Ending 12/31/2023

Fiscal Year		1st Quarter Totals	April	May	June	2nd Quarter Totals	First Half Totals	3rd Quarter Totals	4th Quarter Totals	YTD TOTAL
2014	Revenue	\$ 1,076,298	\$ 141,849.42	\$ 8,781.58	\$ 1,920,733.99	\$ 2,071,365	\$ 3,147,663	\$ 1,858,541	\$ 1,306,951	\$ 6,313,155
	Expense	\$ 905,849	\$ 704,597.08	\$ 694,129.11	\$ (166,324.60)	\$ 1,232,402	\$ 2,138,251	\$ 1,946,807	\$ 3,598,705	\$ 7,683,762
	Net	\$ 170,449	\$ (562,748)	\$ (685,348)	\$ 2,087,059	\$ 838,963	\$ 1,009,413	\$ (88,266)	\$ (2,291,754)	\$ (1,370,608)
2015	Revenue	\$ 541	\$ 133,000	\$ 556	\$ 2,092,409	\$ 2,225,965	\$ 2,226,506	\$ 1,997,931	\$ 658,252	\$ 4,882,688
	Expense	\$ 329,094	\$ 691,396	\$ (130,457)	\$ 513,064	\$ 1,074,003	\$ 1,403,096	\$ 824,760	\$ 3,272,047	\$ 5,499,903
	Net	\$ (328,552)	\$ (558,396)	\$ 131,013	\$ 1,579,344	\$ 1,151,962	\$ 823,410	\$ 1,173,170	\$ (2,613,795)	\$ (617,215)
2016	Revenue	\$ 5,462	\$ 141,440	\$ 7,813	\$ 2,267,991	\$ 2,417,244	\$ 2,422,706	\$ 2,087,583	\$ 331,267	\$ 4,841,556
	Expense	\$ 313,902	\$ 946,707	\$ 126,924	\$ 420,303	\$ 1,493,934	\$ 1,807,836	\$ 1,020,624	\$ 3,634,390	\$ 6,462,850
	Net	\$ (308,440)	\$ (805,266)	\$ (119,111)	\$ 1,847,687	\$ 923,310	\$ 614,870	\$ 1,066,959	\$ (3,303,123)	\$ (1,621,294)
2017	Revenue	\$ 7,805	\$ 133,897	\$ 398	\$ 2,446,870	\$ 2,581,166	\$ 2,588,971	\$ 2,332,412	\$ 147,052	\$ 5,068,435
	Expense	\$ 241,518	\$ 828,754	\$ 177,051	\$ 571,363	\$ 1,577,168	\$ 1,818,686	\$ 592,324	\$ 3,560,179	\$ 5,971,189
	Net	\$ (233,713)	\$ (694,856)	\$ (176,653)	\$ 1,875,507	\$ 1,003,998	\$ 770,286	\$ 1,740,088	\$ (3,413,127)	\$ (902,754)
2018	Revenue	\$ 7,880	\$ 151,325	\$ 145,061	\$ 2,502,831	\$ 2,799,217	\$ 2,807,097	\$ 2,272,188	\$ 254,507	\$ 5,333,792
	Expense	\$ 132,247	\$ 758,068	\$ (11,326)	\$ 435,281	\$ 1,182,023	\$ 1,314,271	\$ 393,179	\$ 3,893,564	\$ 5,601,013
	Net	\$ (124,367)	\$ (606,743)	\$ 156,387	\$ 2,067,550	\$ 1,617,194	\$ 1,492,826	\$ 1,879,009	\$ (3,639,057)	\$ (267,221)
2019	Revenue	\$ 16,972	\$ 2,824	\$ 136,330	\$ 2,621,814	\$ 2,760,968	\$ 2,777,940	\$ 2,641,252	\$ 311,884	\$ 5,731,076
	Expense	\$ 119,739	\$ 812,049	\$ 80,171	\$ 648,083	\$ 1,540,303	\$ 1,660,043	\$ 562,703	\$ 4,135,842	\$ 6,358,587
	Net	\$ (102,767)	\$ (809,225)	\$ 56,158	\$ 1,973,731	\$ 1,220,665	\$ 1,117,898	\$ 2,078,549	\$ (3,823,958)	\$ (627,511)
2020	Revenue	\$ 13,090	\$ 135,109	\$ 45,375	\$ 2,695,266	\$ 2,875,751	\$ 2,888,841	\$ 2,560,187	\$ 276,610	\$ 5,725,638
	Expense	\$ 58,997	\$ 638,623	\$ 81,816	\$ 496,690	\$ 1,217,129	\$ 1,276,126	\$ 291,263	\$ 4,417,503	\$ 5,984,892
	Net	\$ (45,907)	\$ (503,514)	\$ (36,441)	\$ 2,198,576	\$ 1,658,622	\$ 1,612,715	\$ 2,268,924	\$ (4,140,893)	\$ (259,254)
2021	Revenue	\$ 26,976	\$ 8	\$ 4,068,516	\$ 2,335,954	\$ 6,404,478	\$ 6,431,454	\$ 2,541,216	\$ 88,183	\$ 9,060,852
	Expense	\$ 126,802	\$ 398,105	\$ 56,539	\$ 475,050	\$ 929,694	\$ 1,056,496	\$ 568,890	\$ 4,503,782	\$ 6,129,169
	Net	\$ (99,826)	\$ (398,097)	\$ 4,011,977	\$ 1,860,904	\$ 5,474,784	\$ 5,374,957	\$ 1,972,325	\$ (4,415,599)	\$ 2,931,684
2022	Revenue	\$ (106,814)	\$ 46,477	\$ 778,691	\$ 3,136,478	\$ 3,961,646	\$ 3,854,832	\$ 2,764,534	\$ 154,825	\$ 6,774,191
	Expense	\$ 118,791	\$ 715,285	\$ 93,911	\$ 432,133	\$ 1,241,329	\$ 1,360,121	\$ 426,679	\$ 6,295,701	\$ 8,082,500
	Net	\$ (225,605)	\$ (668,808)	\$ 684,780	\$ 2,704,344	\$ 2,720,317	\$ 2,494,712	\$ 2,337,855	\$ (6,140,876)	\$ (1,308,309)
2023	Revenue	\$ 36,367	\$ 10,280	\$ 505,716	\$ 2,782,599	\$ 3,298,595	\$ 3,334,962	\$ -	\$ -	\$ 3,334,962
	Expense	\$ 134,332	\$ 697,632	\$ 158,031	\$ 608,471	\$ 1,464,133	\$ 1,598,465	\$ -	\$ -	\$ 1,598,465
	Net	\$ (97,965)	\$ (687,352)	\$ 347,685	\$ 2,174,128	\$ 1,834,461	\$ 1,736,497	\$ -	\$ -	\$ 1,736,497

Capital & Cap-Exempt Funds Include: Special Recreation, Working Cash, Bond & Interest, Cash in Lieu & Capital

### Investments for Fiscal 2023

*Refer to Chart F*

The chart is a summary of the District's investments for the current fiscal year.

- There are no capital investment earnings in the second quarter. All funds have been transferred to the IPRIME Investment Shares Class Funds, which are considered Liquid Funds as required by spend-down requirements.
- Average interest earned during the second quarter is **3.000%**.
  - The cumulative average for interest earned in 2022 was 0.252%
  - The cumulative average for interest earned in 2021 was 0.500%
  - The cumulative average for interest earned in 2020 was 1.670%
  - The cumulative average for interest earned in 2019 was 2.342%
  - The cumulative average for interest earned in 2018 was 1.999%
  - The cumulative average for interest earned in 2017 was 1.083%
  - The cumulative average for interest earned in 2016 was 0.504%
  - The cumulative average for interest earned in 2015 was 0.403%
  - The cumulative average for interest earned in 2014 was 0.320%
  - The cumulative average for interest earned in 2013 was 0.211%
- Investments are scheduled in line with statutory limitations, the District's investment policy, spending needs and project schedules.



(Chart F)

**Carol Stream Park District  
Investments  
2nd Quarter - Fiscal Year Ending 12/31/23**

Illinois Trust	Fund Balance Investments	TERM	RATE	2023 YTD Balance Invested	2023 Actual Interest Received
Operating \$		Q2/23	2.286%	\$ 968,000.00	\$ 2,295.19
5/3 Securities	Fund Balance Investments	TERM	RATE	2023 YTD Balance Invested	2023 Actual Interest Received
Operating \$		Q2/23	4.754%	\$ 4,700,117.57	\$ 50,122.50
PMA	2021 Capital Bond Issue Investments	TERM	RATE	2023 YTD Balance Invested	2023 Actual Interest Received
2021 Capital		Q2/23	0.000%	\$ -	\$ 11,104.34
	TOTAL INVESTMENTS			\$ 5,668,117.57	\$ 63,522.03
6/30/2023	iPRIME Funds (Liquid \$-R/R)	avg qtr rate	4.961%	\$ 187,458.00	\$ 4,327.52
6/30/2023	iPRIME Funds (Liquid \$-Capital)	avg qtr rate	4.961%	\$ 2,025,684.16	\$ 46,894.00
		Q2/23	4.961%		
	TOTAL CAPITAL + FUND BALANCE \$			\$ 7,881,259.73	\$ 114,743.55
		Q2	avg % 3.000%	2023 YTD Balance Invested / Liquid	2023 Actual Interest Received

**Recreation/Operational Repair & Replacement Fund*****Refer to Chart G***

- Reflects a running total of the earned revenue dollars being shifted to a **Recreation Operational Repair & Replacement Fund** to reduce reliance on debt issuance for improvements.
- The earnings budgeted for 2023 are those from fitness membership enrollment fees and the IGA with Glenbard District 87 for the FV Pool.
- The District has reinstated dedicated transfers this year.

**General/Operational Repair & Replacement Fund*****Refer to Chart H***

- Reflects a running total of the earned revenue dollars being shifted to a **General Operational Repair & Replacement Fund** to reduce reliance on debt issuance for improvements.
- The only earnings budgeted for 2023 is from an IGA with Winfield Park District for usage of the Bark Park.

**Combined Recreation & General Operational Repair & Replacement Fund*****Refer to Chart I***

- Snapshot of the audited beginning balances of both the General and Recreational Repair & Replacement Funds.
  - Balance of the General Operational R&R Fund is \$171,808.72.
  - Balance of the Recreation Operational R&R Fund is \$593,257.07.



2nd Quarter - Fiscal Year Ending 12/31/23

(Chart G)

Carol Stream Park District  
Recreation Operational Repair/Replacement

	Program Surcharge	CSYFA / GBN Turf	R/R - Gym Rentals	D87 IGA / FVRC Pool	R/R - FVRC Pool	R/R - Swim Lessons	R/R - Fitness	R/R - CCWP	R/R - Preschool	R/R - McCaslin /Fields	R/R - CCMG	R/R - Concessions-CCWP	R/R - Concessions-McCaslin	R/R - Concessions-FVRC	R/R - Concessions-SRC	R/R - Sponsorship /Advertising	Totals	AS OF
	12-413/700	12-702	12-745	12-748	12-748	12-750	12-749	12-753	12-746	12-760/702	12-761	12-790	12-791	12-792	12-793	12-795		6/30/2023
12/31/2018	20,407.50	32,000.00	-	175,000.00	-	-	87,734.87	7,527.38	1,895.00	12,358.25	7,587.83	1,355.13	3,516.98	-	-	-	349,382.94	EB 2018
Revenues	19,494.25	-	4,964.60	35,000.00	-	-	39,651.35	2,962.37	1,584.00	7,315.75	2,882.50	1,482.98	3,869.89	70.08	-	-	119,277.77	Revenues
Expenditures	(2,367.91)	-	-	(14,685.00)	-	-	(19,519.60)	(6,270.00)	-	(12,270.00)	-	-	-	-	-	-	(55,112.51)	Expenditures
12/31/2019	37,533.84	32,000.00	4,964.60	195,315.00	-	-	107,866.62	4,219.75	3,479.00	7,404.00	10,470.33	2,838.11	7,386.87	70.08	-	-	413,548.20	EB 2019
Revenues	-	-	-	35,000.00	-	-	5,205.00	-	-	-	-	-	-	-	-	-	40,205.00	Revenues
Expenditures	-	-	(1,065.47)	-	-	-	(4,661.30)	-	-	-	(7,648.50)	-	-	-	-	-	(13,375.27)	Expenditures
12/31/2020	37,533.84	32,000.00	3,899.13	230,315.00	-	-	108,410.32	4,219.75	3,479.00	7,404.00	2,821.83	2,838.11	7,386.87	70.08	-	-	440,377.93	EB 2020
Revenues	-	-	-	35,000.00	-	-	10,015.00	-	-	1,000.00	-	-	-	-	-	-	46,015.00	Revenues
Expenditures	(2,643.85)	-	-	-	-	-	-	-	-	(4,624.82)	-	-	-	-	-	-	(7,268.67)	Expenditures
12/31/2021	34,889.99	32,000.00	3,899.13	265,315.00	-	-	118,425.32	4,219.75	3,479.00	3,779.18	2,821.83	2,838.11	7,386.87	70.08	-	-	479,124.26	EB 2021
Revenues	51.00	-	14,321.18	35,000.00	221.00	464.00	24,136.31	3,366.66	1,950.00	29,187.75	2,027.12	1,570.23	5,856.45	251.30	-	-	118,403.00	Revenues
Expenditures	(2,348.39)	-	-	(29,376.54)	-	-	(7,188.56)	-	-	(17,937.00)	-	-	-	-	-	-	(56,850.49)	Expenditures
12/31/2022	32,592.60	32,000.00	18,220.31	270,938.46	221.00	464.00	135,373.07	7,586.41	5,429.00	15,029.93	4,848.95	4,408.34	13,243.32	321.38	-	-	540,676.77	EB 2022
Revenues	5,181.50	-	8,716.92	35,000.00	379.28	1,437.54	14,746.04	367.68	1,630.00	8,098.75	288.88	200.55	2,253.07	283.97	19.28	-	78,603.46	Revenues
Expenditures	-	-	(1,899.50)	(12,608.80)	-	(454.50)	(5,597.52)	-	-	(4,022.00)	-	(720.42)	(720.42)	-	-	-	(26,023.16)	Expenditures
12/31/2023	37,774.10	32,000.00	25,037.73	293,329.66	600.28	1,447.04	144,521.59	7,954.09	7,059.00	19,106.68	5,137.83	3,888.47	14,775.97	605.35	19.28	-	593,257.07	EB 2023



2nd Quarter - Fiscal Year Ending 12/31/23

(Chart H)

Carol Stream Park District Corporate Operational Repair & Replacement					
Account Description Fund GL #	General 11-7XX	Bark Park 11-724	IT Replace / Summary 11-713	ENDING BALANCE	AS OF 6/30/2023
<b>12/31/2018</b>	<b>40,922.24</b>	<b>4,515.00</b>	<b>41,800.00</b>	<b>87,237.24</b>	<b>EB 2018</b>
Revenues	14,707.45	2,085.00	12,150.00	28,942.45	Revenues
Expenditures	-	(2,021.57)	-	(2,021.57)	Expenditures
<b>12/31/2019</b>	<b>55,629.69</b>	<b>4,578.43</b>	<b>53,950.00</b>	<b>114,158.12</b>	<b>EB 2019</b>
Revenues	2,495.71	-	-	2,495.71	Revenues
Expenditures	(2,345.21)	(373.03)	-	(2,718.24)	Expenditures
<b>12/31/2020</b>	<b>55,780.19</b>	<b>4,205.40</b>	<b>53,950.00</b>	<b>113,935.59</b>	<b>EB 2020</b>
Revenues	933.07	3,000.00	-	3,933.07	Revenues
Expenditures	-	(1,856.67)	-	(1,856.67)	Expenditures
<b>12/31/2021</b>	<b>56,713.26</b>	<b>5,348.73</b>	<b>53,950.00</b>	<b>116,011.99</b>	<b>EB 2021</b>
Revenues	3,479.91	1,400.00	17,835.14	22,715.05	Revenues
Expenditures	-	-	-	-	Expenditures
<b>12/31/2022</b>	<b>60,193.17</b>	<b>6,748.73</b>	<b>71,785.14</b>	<b>138,727.04</b>	<b>EB 2022</b>
Revenues	7,618.75	920.00	25,516.93	34,055.68	Revenues
Expenditures	-	-	(974.00)	(974.00)	Expenditures
<b>12/31/2023</b>	<b>67,811.92</b>	<b>7,668.73</b>	<b>96,328.07</b>	<b>171,808.72</b>	<b>EB 2023</b>



**ALL Operational Repair & Replacement Funds - SNAPSHOT YTD  
2nd Quarter - Fiscal Year Ending 12/31/23**

(Chart I)

**Carol Stream Park District  
Corporate Operational Repair & Replacement**

Account Description Fund GL #	General 11-7XX	Bark Park 11-724	IT Replace / Summary 11-713	ENDING BALANCE	AS OF 6/30/2023
<b>12/31/2022</b>	<b>60,193.17</b>	<b>6,748.73</b>	<b>71,785.14</b>	<b>138,727.04</b>	<b>EB 2022</b>
Revenues	7,618.75	920.00	25,516.93	34,055.68	Revenues
Expenditures	-	-	(974.00)	(974.00)	Expenditures
<b>12/31/2023</b>	<b>67,811.92</b>	<b>7,668.73</b>	<b>96,328.07</b>	<b>171,808.72</b>	<b>EB 2023</b>

**Carol Stream Park District  
Recreation Operational Repair/Replacement**

	Program Surcharge	CSYFA / GBN Turf	R/R - Gym Rentals	D87 IGA / FVRC Pool	R/R - FVRC Pool	R/R - Swim Lessons	R/R - Fitness	R/R - CCWP	R/R - Preschool	R/R - McCaslin /Fields	R/R - CCMG	R/R - Concessions- CCWP	R/R - Concessions- McCaslin	R/R - Concessions- FVRC	R/R - Concessions- SRC	R/R - Sponsorship /Advertising	Totals	AS OF
	<b>12-413/700</b>	<b>12-702</b>	<b>12-745</b>	<b>12-748</b>	<b>12-748</b>	<b>12-750</b>	<b>12-749</b>	<b>12-753</b>	<b>12-746</b>	<b>12-760/702</b>	<b>12-761</b>	<b>12-790</b>	<b>12-791</b>	<b>12-792</b>	<b>12-793</b>	<b>12-795</b>		<b>6/30/2023</b>
<b>12/31/2022</b>	32,592.60	32,000.00	18,220.31	270,938.46	221.00	464.00	135,373.07	7,586.41	5,429.00	15,029.93	4,848.95	4,408.34	13,243.32	321.38	-	-	540,676.77	EB 2022
Revenues	5,181.50	-	8,716.92	35,000.00	379.28	1,437.54	14,746.04	367.68	1,630.00	8,098.75	288.88	200.55	2,253.07	283.97	19.28	-	78,603.46	Revenues
Expenditures	-	-	(1,899.50)	(12,608.80)	-	(454.50)	(5,597.52)	-	-	(4,022.00)	-	(720.42)	(720.42)	-	-	-	(26,023.16)	Expenditures
<b>12/31/2023</b>	<b>37,774.10</b>	<b>32,000.00</b>	<b>25,037.73</b>	<b>293,329.66</b>	<b>600.28</b>	<b>1,447.04</b>	<b>144,521.59</b>	<b>7,954.09</b>	<b>7,059.00</b>	<b>19,106.68</b>	<b>5,137.83</b>	<b>3,888.47</b>	<b>14,775.97</b>	<b>605.35</b>	<b>19.28</b>	<b>-</b>	<b>593,257.07</b>	<b>EB 2023</b>

**To:** Board of Commissioners

**From:** Sue Rini, Executive Director

**Date:** August 14, 2023

**Discussion:** Capital Improvement Plan –  
Second Quarter 2023

**Agenda Item# 6A**

---

Commissioners,

The following is an updated Capital Improvement Plan using financials of **June 30, 2023**. The District's Capital Improvement Plan is supported by 3 reports: this narrative, a funding and expenditure summary, and a capital spending plan. Capital projects are separated into two main categories - **Board's Priorities**, and **General Maintenance/Staff Suggestions**.

The current Capital Improvement Fund consists of the unused grant funds, interest earned on capital fund investments, and bond proceeds from the 2021 issue. The Funding & Expenditure Summary (attachment A) provides a financial snapshot and outlines what has been spent, what is committed to be spent, and what dollars have been earmarked for the capital improvements designated by the Board as priorities, or staff suggested general maintenance.

Per Board direction from the priority exercise that took place on July 13, 2020, the priority of Capital Projects follows; items marked with \* were not identified in original exercise.

- McCaslin Turf Field Replacement
  - \*Storage Facility*
- Coral Cove Water Park
- Pathways
- Playground Replacements
- Fountain View Recreation Center Roof – Phase III
  - \*Geothermal Repairs to remaining modules*
  - \*Led lighting (Gym)*
  - \*Indoor Pool Re-plastering*
- Community Park Improvements
- Heritage Lakes Retaining Wall and Shoreline
- Parking Lot Maintenance



## P R I O R I T Y - Board Recommended

### McCaslin

The **artificial turf fields at McCaslin** were installed with a 10-12-year life expectancy. With the park's opening in 2011-12, replacement would be due in 2023. A cost estimate obtained late last year was \$537,296. Staff had hoped to win a grant to cover the \$440,000 cost to install an outfield irrigation system. While we did not receive the full grant requested, we did receive \$37,637. The irrigation system will be put on hold, and the small grant will help cover the cost for the turf replacement. The Board approved a turf purchase of \$537,295.65 from FieldTurf, USA – a member of a government consortium. This will get us on the schedule for November installation. Staff is also getting a quote for the cost to include 'permanent foul lines' as part of this turf replacement. The additional capital expenditure would result in reduction of operating costs.

**McCaslin Storage Structure** was identified as an immediate need to support and improve the efficiency of our growing and successful concession business. The storage unit has been delivered; we are awaiting inspection from the County of the electrical work before we can complete the project. Originally budgeted at \$70,000, we estimate the final cost to be closer to \$78,000.

Staff acquired approximately 6,000 yards of free soil from the Village of Carol Stream. This soil is being used to level the **Cricket Pitch**. The cost of this project including grading, seeding, and permits has dropped to under \$25,000. Bedrock contract for \$13,760; Wight contract for \$5,100. Capital funds have been reallocated to support this project. In addition, the Cricket Association has agreed to contribute \$2,500/year for the next 4 years to offset the cost of improvement. The permit has been received and work will take place the first/second week of July.

The **parking lot** is budgeted to be resealed later this year; this is being funded through the Paving & Lighting fund (not capital).

<b>McCaslin Park</b>			
2010-2022			\$ 5,433,780.49
Current YTD			\$ 82,233.07
Encumbered			\$ 556,155.65
Capital \$ from Tourism Grant - Turf Replacement			\$ 37,637.52
Tourism Grant - Turf Replacement	\$	(37,637.52)	
<b>Multi-Year Total</b>			<b>\$ 6,034,531.69</b>

### **Coral Cove Water Park**

Major renovations to the operating systems along with a general facelift of other parts of the facility were completed prior to opening this season. The total budget for the entire project which includes engineering, replacement of all major mechanical systems, pool liners, new spray feature, slide resurfacing, and overall aesthetic improvements inside and out will not exceed \$1,600,000. Up to 18% (\$288,000) of the overall project is chargeable to the Special Recreation fund. A small grant will cover the costs of a bench, the giant beach chair, and new landscaping at the entrance.

<b>Coral Cove Water Park</b>			
2021-2022			\$ 545,061.69
Current YTD			\$ 407,788.21
Encumbered			\$ 81,163.35
Major Pool Repairs/Engineering '22-'23			\$ 264,737.75
Entry/Lobby/Locker Room Facelift '22-23			\$ 10,749.00
Special Recreation \$			\$ 288,000.00
CCWP Aesthetics Grant-Mainstreet Realtors			\$ 2,500.00
Special Rec Funds; estimate 18% of \$1.6M	\$	(288,000.00)	
<b>Total</b>			<b>\$ 1,600,000.00</b>

### **Paths/Trails/Parking Lots/Lighting**

The **North Armstrong Park Parking Lot** will be redone with permeable pavers; a clean water grant of \$40,395.67, an estimated \$29,000 of Special Recreation dollars to cover the cost of accessibility improvements, and \$115,604.33 of capital dollars. The project has been coordinated with Village project for shoreline restoration that runs adjacent to Armstrong Park. A bid of \$185,000 was approved by the Board. Work will be completed this summer/fall.

In addition to the north parking lot, this project (through an IGA with the Village) will result in an improved sled hill, and the relocation of the maintenance barn – there is no cost to the District for these two amenities. The District will place a small storage unit near the flushable bathroom facility to house a gator and field equipment. Staff would like to paint the storage unit and bathroom building to match. Depending on the cost, this small storage unit may be considered an operational expense.

**Veterans Park Trail (Phase I)** is the final major pathway that requires resurfacing. The District was unsuccessful in an attempt to gain an Illinois Transportation Enhancement Program Grant which would have covered 80% of the project total. We immediately applied for an Illinois Department of Natural Resources Grant for Bike Paths/Trails which will cover 50% (up to \$200,000) of the \$493,000 project; no word yet on grant awards. This pathway was identified in the District’s ADA Transition Plan and is therefore eligible for partial funding from our Special Recreation budget.

<b>Paths / Trails / Parking Lots / Lighting</b>			
2022			\$ 5,760.00
Current YTD			\$ (19,672.35)
Encumbered			\$ 174,623.81
Capital \$ from Pavers Grant-Arm North Lot			\$ 40,395.67
Special Recreation \$			\$ 97,750.00
	<b>Total per Trail</b>	<b>Spec Rec Flat \$</b>	<b>CIP Amount</b>
Arm North Park Lot '23	\$ 29,000.00	\$ (29,000.00)	\$ (40,395.67)
Veterans Park Path '24	\$ 279,896.10	\$ (68,750.00)	\$ 211,146.10
DuPage Cty Pavers Grant-Arm North Lot		\$ (40,395.67)	
<b>Multi-Year Total</b>			<b>\$ 469,607.56</b>

## Playgrounds Replacement

### Parks & Playgrounds:

All District playgrounds are inspected and evaluated regularly; recommendations for replacement are based on ‘actual’ condition. The District contracted with Wight & Company for a complete analysis of its park system. **These high budget estimates are ‘suggested’ improvements and will be adjusted as funding needs allow. As playgrounds are completed, and actual costs are assigned, the funding will shift to additional playground replacement needs.**

**Park on the Green** is complete.

**Walter Park** has been awarded a \$400,000 OSLAD Grant and will cover half of this \$800,000 project. An estimated \$200,000 will be funded through the Special Recreation Fund, bringing the capital

dollars needed for this project down to \$200,000. Once an executed contract is received from IDNR, the project can go to bid, for completion this year. The Parks & Facilities Committee has selected a playground design; it will be presented to the Board for approval on July 10. The plan is to purchase the playground directly through a government consortium and avoid upcharges from the company who is awarded the construction contract. Bidding is planned for early fall.

**Appomattox Park** will be the next playground renovation and is scheduled for 2024. A Contract for \$18,500 is in place for landscape architecture and design, civil engineering, cost estimate, permitting, bidding and construction. This small park will not be a candidate for an OSLAD grant, and staff has budgeted an all-in amount of \$175,000 for the project. Up to 25% of the overall cost will be funded through the special recreation budget.

<b>Playgrounds / Parks</b>			
Current Year			\$ 38,737.13
Encumbered - Walter/Appomattox			\$ 71,700.00
<b>2023</b>	<b>Total per Park</b>	<b>Spec Rec 25%</b>	<b>CIP Amount</b>
Walter	800,000	(200,000)	600,000
<b>2024</b>	<b>Total per Park</b>	<b>Spec Rec 25%</b>	<b>CIP Amount</b>
Appomattox	175,000	(43,750)	131,250
Friendship	250,000	(62,500)	187,500
Kent Park	100,000	(25,000)	75,000
Papoose	225,000	(56,250)	168,750
<b>2025</b>	<b>Total per Park</b>	<b>Spec Rec 25%</b>	<b>CIP Amount</b>
Weeks East	225,000	(56,250)	168,750
	\$ 1,775,000.00	\$ (443,750.00)	\$ 1,220,812.87
<b>Multi-Year Total</b>	<b>\$ 1,775,000.00</b>	<b>\$ (443,750.00)</b>	<b>\$ 1,331,250.00</b>

**Fountain View Recreation Center**

**Geothermal System:**

The Geothermal System continues to perform with minimum issues. We met with THE HELM GROUP and await a report on their thoughts and findings.

<b>FVRC Recreation Center</b>			
Current YTD			\$ -
Encumbered			\$ -
<b>Total</b>			<b>\$ -</b>

## Community Park:

The Community Park Master Plan created a roadmap and estimated budget for renovation of the 17+ acre park. Board has voted to dedicate an additional \$800,000 to the project. The District has been awarded a total of \$1,000,000 through two CDBG Grants; 25% of this project will be funded with Special Recreation dollars.

The total budget for this project is now \$2,378,082; it includes \$1,000,000 from CDBG, \$928,082 from Capital, \$450,000 from Special Recreation. The engineering and construction for Wight & Co of \$182,300 combined with a low bid of \$2,118,000 to Construction, Inc. brings the project to \$2,378,082, which is \$128,082 over budget. Additional capital funds were shifted to support the project. Work began the week of June 26 and substantial completion is scheduled for mid-October.

Community Park			
2019-2022			\$ 166,813.31
Current YTD			\$ 41,828.56
Encumbered			\$ 2,169,440.00
Capital \$			\$ (1,451,000.00)
Capital \$ from Grants			\$ 1,001,000.00
Special Recreation \$			\$ 450,000.00
CDBG Grant - Awarded		\$ (400,000.00)	
CDBG Grant - Awarded		\$ (600,000.00)	
Special Rec Funds; estimate 25% of \$1.8M		\$ (450,000.00)	
<b>Total</b>			<b>\$ 2,378,081.87</b>

## Repair & Replacement Plans & Staff Recommendations

### Evergreen Gymnasium

In accordance with the intergovernmental agreement with Benjamin School District, the District shares costs to repair and maintain Evergreen Gymnasium and accompanying shared space.

Benjamin School District is preparing to **replace the flooring in the shared gymnasium** in 2024-2025. The initial cost estimate ranges from \$137,000 to \$176,000. The District's will be responsible for 50%; we have earmarked 50% of the higher estimate for 2024.

Evergreen Gymnasium			
Current YTD			\$ -
Encumbered			\$ -
Evergreen Gym Flooring 50% '24-'25			\$ 86,000.00
<b>Multi-Year Total</b>			<b>\$ 86,000.00</b>

## Vehicles and Capital Equipment

The **Fleet Replacement Schedule** is reviewed annually. When practical, replacements are deferred until necessary. Plans are also affected by the State's release of public bid values for fleet vehicles. The program saves significant money and typically justifies delaying purchase unless it becomes an emergency situation. The latest fleet replacement plan is listed below and does not account for any savings brought about through trade-in value of current equipment/vehicles:

The Board approved a purchase of a **one-ton dump truck** in October of 2021 in the amount of \$86,780; *we are still awaiting delivery*. The Board approved a purchase of a **John Deere Utility Tractor** for \$61,454.65 in October of 2022. The trade in value of \$26,000 for the old tractor brings the net cost of the new equipment to \$35,454.65; *new tractor was received and trade in was completed in late May*.

The 2023 fleet budget calls for replacement of the small gator and a 2010 F150 Pickup Truck. Staff was able to purchase two brand new gators through the municipal market place for \$18,750; delivery is expected around June or July. The board approved the purchase of a F150 pickup truck in April in the amount of \$45,385, against the original budget of \$37,500. Although over budget the estimated trade in value of the current vehicle is \$7,885 - \$9,800 and will offset the budget overage.

Vehicles/Equipment			
Current YTD			\$ 35,454.65
Encumbered - Dump Truck/JD Tractor/Gators			\$ 143,029.28
2023			<b>CIP Amount</b>
F150 Pickup (replacing 2010 F150)		trade (\$7,885)	37,500.00
2024			<b>CIP Amount</b>
Bunker Rake			20,000.00
F250 Pickup #1 (replacing 2012 Pickup)			57,500.00
2025			<b>CIP Amount</b>
Large Gator			18,500.00
F250 Pickup #2 (replacing 2012 Pickup)			57,500.00
<b>Multi-Year Total</b>			<b>\$ 334,029.28</b>

## Summary

The Capital Improvement Plan is fluid. It will adjust to accommodate the unexpected, and project budgets may need to be reduced or increased.

Based on the values/estimates above, and assuming awarded grants/donations are received, capital projects planned through 2025 there is a funding shortfall of \$630,907.

~~~

In other words, the current Capital Improvement Plan is funded through the end of 2023, and can support the replacement of Appomatox and Friendship Parks during 2024-2025. Additional Funding is required to fund the following Park Improvements and Vehicle Replacements during 2024-2025:

| Vehicles                     |                |         |
|------------------------------|----------------|---------|
| 2024                         | Bunker Rake    | 20,000  |
| 2024                         | F250 Pickup #1 | 57,500  |
| 2025                         | Large Gator    | 18,500  |
| 2025                         | F250 Pickup #2 | 57,500  |
| Unfunded Vehicles: \$153,500 |                |         |
| Parks                        |                |         |
| 2024                         | Kent Park      | 100,000 |
| 2024                         | Papoose        | 225,000 |
| 2025                         | Weeks East     | 225,000 |
| Unfunded Parks: \$550,000    |                |         |

### Funding Plans include:

- Using unbudgeted earnings on investments (at year end),
- Using unbudgeted Personal Property Replacement Taxes (at year end),

- **Making transfers from Operating Funds since target balances are expected to be met by year end.**



**To:** Board of Commissioners

**From:** Sue Rini, Executive Director

**Date:** August 14, 2023

**Discussion:** Park Hop & Review

**Agenda Item # 6B**

---

Staff has been asked to open a discussion for the Board of Commissioners to take part in a tour of parks and playgrounds for the purposes of assessing their amenities and conditions.

A similar exercise was conducted years ago; it provided feedback to staff for improvements, as well as things that were well done.

Staff wishes to gain the Board's interest in such an exercise again, along with preferred method to conduct the Park Hop & Review.

Discussion Points:

- Timeframe preference – benefit to a certain time of year
- Conduct exercise as a group, in teams, or individually
- Self-directed, or staff led
- Open ended assessment vs. a checklist tool

Information gathered from this exercise may be used to develop next year's budget, or create possible objectives for the next Strategic Plan.

We look forward to hearing the Board's thoughts.

**To:** Board of Commissioners  
**From:** Renee Bachewicz, Director of Recreation  
**Date:** August 14, 2023  
**Approval:** Adult Trips Overnight Payment **Agenda Item # 7A**

---

### Issue

Should the Board approve payment not to exceed \$62,086 to White Star Tours Inc. for the fall adult overnight trip to Asheville, North Carolina.

### Background/Reasoning

According to State Statute, the Park Board must approve this payment as the amount could exceed \$30,000.

- This trip to Asheville, NC will take place from October 2-7, 2023.
- There are currently 36 registrants.
- The District's current minimum estimated profit on this trip is \$5,387.

### Supporting Documents

- White Star Tours Contract

### Cost

The funds for the trip payment are covered by the registration fees paid by the participants, currently \$44,350 in revenue. The expenses to White Star Tours will be charged to the Recreation Fund GL 20-5-60-55-595-525 for the minimum total amount of \$37,613, if we maintain 36 participants. Payment may increase, pending additional registrations and occupancy changes, not to exceed \$62,086.

### Public/Customer Impact

This trip provides participants with transportation and lodging and the opportunity to experience various historical landmarks, geographic sites, and attractions as scheduled by White Star Tours for the Asheville, North Carolina overnight trip.

### Recommendation

That the Board approve payment not to exceed \$62,086 to White Star Tours Inc. for the fall adult overnight trip to Asheville, North Carolina.

# White Star Tours Contract

November 22, 2022

Georgia Lochridge  
Carol Stream Park District  
849 W. Lies Road  
Carol Stream, IL 60185

Dear Ms. Lochridge:

Please accept this contract as official confirmation for one bus to **Asheville, NC and The Biltmore Estate** departing on **Monday, October 2, 2023** and returning on **Saturday, October 7, 2023**. Our price for this trip is **\$929.00** per person based on double occupancy. The single occupancy rate is **\$1,308.00**.

The price includes bus transportation based on 40 paying people. Your trip also includes two people free, at the double occupancy rate, with 40 paid passengers; or one person free, at the double occupancy rate, with 35 paid passengers. Please stay in touch with us if your numbers dip below 35 people so we can still work with you to make the trip a possibility.

Please sign and return one copy of this contract in the enclosed stamped envelope, along with your \$200.00 deposit, by **Thursday, December 22, 2022** to reserve your tour. Keep one copy for your records. Your deposit is fully refundable up to two months prior to departure if your trip is canceled. Send an additional \$25.00 per person deposit by **Tuesday, July 4, 2023**. Final payment is due in our office by **Friday, August 18, 2023**.

If you have any questions regarding this tour, please call our toll-free number at 1-800-437-2323 so we can answer your questions and address your needs. We strive to make your group's trip an exciting and memorable experience. Thank you again for your reservation.

Sincerely,



Dean Kraras  
Tour Manager



(Your Signature)

[georgial@csparks.org](mailto:georgial@csparks.org)

(E Mail)

12/15/22  
(Date)