



Board of Commissioners
Regular Business Meeting
910 N Gary Ave
Premier Room

June 10, 2024
6:00pm

- 1. Call To Order**
- 2. Roll Call – Pledge of Allegiance**
- 3. Listening Post**
- 4. Appointment of a Commissioner**
- 5. Changes or Additions to the Agenda**
- 6. Consent Agenda**

All items listed are included in the Consent agenda. There will be no separate discussion of these items. Members of the public may petition in writing that an item be removed from the Consent Agenda.

 - A. Approval: Committee of the Whole Minutes: May 13, 2024
 - B. Approval: Regular Minutes: May 13, 2024
 - C. Ratify: May 2024 Bills
 - D. Approval: Post Bond Issuance – Annual Tax Compliance Report
 - E. Approval: Ordinance No. 576 Park District Surplus
- 7. Discussion Items**
 - A. Introduction of New Corporate Counsel
 - B. 2023 Annual Comprehensive Financial Report Presentation
 - C. Park Tour Results
 - D. Strategic Planning – Selection of Firm
 - E. Weekly Happenings (oral)
- 8. Action Item**
 - A. Ratify: 2023 Annual Comprehensive Financial Report
 - B. Approval: Fountain View Recreation Center Locker Room/Flooring
- 9. Closed Session**
 - A. Performance of an Employee, Section 2(c)(1)
- 10. Action pertaining to closed session**
- 11. Adjournment**

To: Board of Commissioners

From: Sue Rini, Executive Director

Date: June 10, 2024

Discussion: Appointment of a Commissioner

Agenda Item #: 4

The resignation of former Commissioner Del Preto created a vacancy on the Park Board. Per Board Policy 2.11 and 70 ILCS 1205/2-25, a vacancy of fewer than 28 months will be filled by appointment and shall run through the end of the vacated term, which is April 30, 2025. Upon completion of this appointed term, the individual would be required to go through the normal election process for a four year term, should they wish to continue to serve on the Park Board. That process begins this fall.

Staff and Board provided the names of potential candidates from a list of engaged volunteers or interested members of the public. Three individuals expressed interest in the appointment after an initial conversation with Board President Jeffery. The candidates attended the May 13 Board Meeting to meet the other Board members, and speak about themselves and why there were interested in serving.

Adam Parisi, a resident, long-time volunteer and registered voter in Carol Stream will be appointed to the Park Board for a term effective immediately and ending April 30, 2025.

The Board President will administer the oath of office.



Committee of the Whole Meeting Minutes

May 13, 2024

5:30 – 5:53 pm

Present: Commissioners Powers, Bird, Sokolowski, Gramann and Jeffery.
Staff: Executive Director Rini, Directors Bachewicz, Hamilton, Quinn, and Scumaci, and Executive Assistant Greninger.

Topic: **Corporate Counsel Recommendation**

Commissioner Jeffery appreciated all of the comments submitted to the Board by the Committee. It was nice to be able to read everyone's comments.

Executive Director Rini agreed and stated that we can't go wrong with either firm.

Commissioner Gramann appreciated all of the time that the Committee put into this process.

Commissioner Jeffery stated that she feels that Derke Price from Ancel Glink would give us an honest answer and she liked that.

Commissioner Sokolowski was impressed by both firms; it was a tie. He noted Ancel Glink is more involved with IAPD. One of the questions Ancel Glink answered was about free speech and protests. They are looking into the future. Another question he asked was about our \$10,000 budget for legal services. He likes their answer when they said they want us to feel like we're their only client. They take pride in their work. Executive Director Rini added their reputation is important to them.

Commissioner Bird noted that either firm will provide better representation than what we have now. They have experience dealing with many situations. He added that the pricing structure is different for Park Districts. They understand our budget constraints.

Commission Powers said it's a toss-up. Both are reputable and knowledgeable, but he has been impressed with Ancel Glink's presentations at the State Conference and Legislative Conference.

Commissioner Gramann likes that they represent so many other Park Districts.

Director Hamilton said the mission of Ancel Glink is not to say no; they will find a way to let us do something within the parameters of the law.

Director Quinn noted that Derke and Erin from Ansel Glink complemented each other.

Commissioner Jeffery asked who will answer the phone when we call. Executive Director Rini said it will be Derke. He has been exceptionally responsive, usually within minutes, either by text, phone or email.

Commissioner Jeffery said they have already handled most types of agreements. Executive Director Rini agreed, adding they will not need to out-source issues that we bring to them.

Executive Director Rini noted they include client services training. We appoint the Corporate Counsel at our annual meeting, which begins here today at 6pm. If everyone is in agreement, we can appoint them tonight and invite Derke Price to attend the next meeting on June 10. Everyone was in agreement.

There being no further business to discuss, the committee meeting was adjourned at 7:22 pm.

Respectfully submitted,

Sue Rini
Executive Director, Secretary



Board of Commissioners
Regular Meeting
May 13, 2024
6:00pm

1. Call to Order	Commissioner Jeffery called the meeting to order at 6:00 pm.						
2. Roll Call/Pledge of Allegiance	Present: Commissioners Witteck, Powers, Bird, Sokolowski, Gramann, and Jeffery. Staff: Executive Director Rini, Directors Bachewicz, Hamilton, Scumaci, and Quinn, Superintendent Adamson, and Executive Assistant Greninger.						
3. Listening Post	None						
4. Changes to the Agenda	None						
5. Consent Agenda	<p>Commissioner Powers made a motion to accept the consent agenda as read.</p> <ul style="list-style-type: none"> A. Approval: Special Meeting Minutes: April 19, 2024 B. Approval: Regular Minutes: April 22, 2024 C. Ratify: April 2024 Bills <p>Seconded by Commissioner Bird. Voice Vote. All in favor, none opposed. Motion Passes 6-0-0.</p> <p>Commissioner Sokolowski made a motion to approve the consent agenda as read. Seconded by Commissioner Witteck.</p> <p>Roll Call Vote:</p> <table style="width: 100%; border: none;"> <tr> <td style="width: 50%;">Commissioner Bird: Aye</td> <td style="width: 50%;">Commissioner Powers: Aye</td> </tr> <tr> <td>Commissioner Gramann: Aye</td> <td>Commissioner Sokolowski: Aye</td> </tr> <tr> <td>Commissioner Jeffery: Aye</td> <td>Commissioner Witteck: Aye</td> </tr> </table> <p>Motion Passes 6-0-0</p>	Commissioner Bird: Aye	Commissioner Powers: Aye	Commissioner Gramann: Aye	Commissioner Sokolowski: Aye	Commissioner Jeffery: Aye	Commissioner Witteck: Aye
Commissioner Bird: Aye	Commissioner Powers: Aye						
Commissioner Gramann: Aye	Commissioner Sokolowski: Aye						
Commissioner Jeffery: Aye	Commissioner Witteck: Aye						
6. Annual Board Officers	<p>A. Nominate and Elect President Pro Tem</p> <p>Commissioner Gramann made a motion to elect Commissioner Sokolowski as President Pro Tem. Seconded by Commissioner Powers. Voice Vote. All in favor, none opposed. Motion Passes. President Pro Tem was passed the gavel and took control of the meeting.</p> <p>President Pro Tem Sokolowski asked for a nomination for President of the Board. Commissioner Bird nominated Commissioner Jeffery for Board President. Discussion of nomination. Commissioner Powers made a motion to elect Commissioner Jeffery as President of the Board. Commissioner Witteck seconded.</p> <p>Roll Call Vote:</p>						



Commissioner Bird: Aye
Commissioner Gramann: Aye
Commissioner: Jeffery: Aye
Motion Passes 6-0-0

Commissioner Powers: Aye
Commissioner Sokolowski: Aye
Commissioner Witteck: Aye

Newly elected Board President Jeffery asked for nominees for Vice President of the Board. Commissioner Bird nominated Commissioner Gramann for Vice President. Discussion of nomination. Commissioner Powers made a motion to elect Commissioner Gramann for the office of Vice President of the Board. Seconded by Commissioner Witteck.

Roll Call Vote:

Commissioner Bird: Aye
Commissioner Gramann: Aye
Commissioner: Jeffery: Aye

Commissioner Powers: Aye
Commissioner Sokolowski: Aye
Commissioner Witteck: Aye

Motion Passes 6-0-0

B. Commissioner Gramann made a motion to appoint:

- Sue Rini, Executive Director, as Board Secretary
- Lisa Scumaci, Director of Finance and IT, as Treasurer
- Ancel Glink as Corporate Counsel, based on the discussion in the Committee of the Whole Meeting

Seconded by Commissioner Sokolowski.

Roll Call Vote:

Commissioner Bird: Aye
Commissioner Gramann: Aye
Commissioner: Jeffery: Aye

Commissioner Powers: Aye
Commissioner Sokolowski: Aye
Commissioner Witteck: Aye

Motion Passes 6-0-0

C. Standing Committee Assignments

Finance Committee

Commissioner Powers
Commissioner Sokolowski

Personnel & Policy

Commissioner Gramann
Commissioner Witteck

Parks & Facilities

Commissioner Bird
Commissioner Gramann

Commissioner Bird made a motion to approve the 2024 Standing Committees as discussed. Seconded by Commissioner Powers. Voice Vote. All in favor, none opposed. Motion passes.

<p>7. Discussion Items</p>	<p>A. Introduction of Open Board Position Candidates</p> <p>Three individuals have expressed interest in the open Board position. Commissioner Jeffery spoke with each of them on the phone and invited them to come to this meeting to introduce themselves.</p> <ul style="list-style-type: none"> • Adam Parisi has lived in Carol Stream for 12 years. He has three children, and they have been involved with the Park District. Adam is the CFO of Park Ridge-Niles School District 64, so he is familiar with Fund Accounting. • Robyn Nielsen is a teacher at Glenbard North High School. She has lived in Carol Stream for 12 years, and has two children. The children are involved in many areas of the Park District. Robyn is active with the PTA and would like to give back to the Park District. • Brett Sprague grew up in Carol Stream and is raising his 2 children here. They are involved in many programs. Brett worked for the Park District as a teenager and advanced to Supervisor, helping to open Fountain View Recreation Center in 2014. Brett currently works at Naperville Park District and wants to grow the future of Carol Stream Park District. <p>Commissioner Sokolowski asked if they have a passion for the Park District. He said being appointed is easy. When this appointed term ends, will you be willing to pick up a packet and take the necessary steps to be added to the ballot for the next election? All three answered in the affirmative.</p> <p>Commissioner Sokolowski asked for their thoughts on a particular area where the park district could do better.</p> <ul style="list-style-type: none"> • Adam Parisi said weather dictates our activities. Armstrong Park floods. He said we need to take care of our facilities and utilize them as much as possible with the competition for space. • Robyn Nielson wants to make sure we provide equitable programming, getting everyone involved, getting the community involved, and seek feedback. • Brett Sprague said his vision for success is to follow the Park District Mission, grow opportunities for all ages, and be on the forefront of trends and new opportunities. <p>Commissioner Gramann said getting the signatures for re-election is a pain, but you get to visit with your friends, neighbors, go to sporting events, church, etc. to get the signatures. It's not hard to talk to people, especially when you love being on the Board.</p> <p>Commissioner Witteck said you really have to take the time commitment seriously. There is a lot of reading and learning, it's not just the Monday night meetings. She said it's not too hard to get the signatures.</p>

Commissioner Bird said he appreciates you stepping up. We need volunteers who show up; we need new volunteers for the Board. It's fun to be involved and very fulfilling.

Commissioner Jeffery said we do enjoy volunteering. We are looking for the next generation for the Board. She added that even if not selected for this Board Vacancy, you could run for a seat at the next election. Commissioner Jeffery thanked the candidates for coming to the meeting.

Commissioner Powers left the meeting at 6:42.

B. Performance Against Organizational Goals - First Quarter

Executive Director Rini reviewed the Organizational and Department Goals that were developed during the budget process. This will be done every quarter, so perhaps we can reduce the Bi-Monthly Report to a Monthly Report. We are making good progress on the goals and some are already completed. Commissioner Sokolowski asked is we are affected by the changes to FSLA. Executive Director Rini said we have six employees who will be impacted. There is a wage scale review underway, which has to be completed by August in order to prepare the 2025 budget. The overall impact will probably reach \$200,000 with FICA, IMRF, etc.

Commissioner Sokolowski commented that the installation of the Armstrong Park pickleball court was completed quickly. Director Hamilton said the good weather made that possible; Walter Park is ahead of schedule as well.

Executive Director Rini added that the DCEO grant was awarded in February, so we had to move fast to allocate the funds to an appropriate project. We plan on inviting our Senators and Representatives who represent that part of Carol Stream. Commissioner Witteck asked about the Fitness Membership packages being redesigned. Director Bachewicz reminder her about the Fitness Report from January where Supervisor Dodd-Bell talked about the packages being corrected in Active Net. We audit the family accounts in the data base to verify there are two or more people, otherwise they are switched to an individual membership.

C. Capital Improvement Plan - First Quarter 2024

The Capital Improvement Plan has been updated with Capital Projects based on the priority exercise the Board conducted in January. The Capital Improvement Plan also includes items on our Repair and Replacement Plans. We shared this plan with our legislators at the Legislative Conference last week and will share it with our intergovernmental partners as well.

Commissioner Sokolowski asked about the 39 passenger bus. Executive Director Rini said the Foundation has decided to help raise funds to replace the bus. We will also be using special recreation funds, so our capital outlay will only be approximately \$50,000. Commissioner Jeffery asked about Evergreen Gym. Executive Director Rini explained the IGA calls for us to share in 50% for the floor, which will be replaced in December. The bid came in low, but inspection of the gym revealed there are vents that are deteriorating and need to be replaced. The brickwork will bring our share of the repair to the

amount we originally budgeted for the floor, so essentially, we are in good shape with the amount we budgeted for Evergreen Gym.

D. Weekly Happenings

- Carol Stream Parks Foundation Board Member Hybl reported that the annual Duck Race is scheduled for June 22 at Coral Cove Water Park. The time has been moved up to 4pm so more people can watch the race. This is our biggest fundraiser of the year; over 1,000 ducks were sold last year. The Foundation was able to donate \$9,000 to the Park District in March for the scholarship fund.
- Commissioner Gramann attended the Intergovernmental Meeting last week with Executive Director Rini. Mayor Saverino was disappointed in the lack of attendance; problem solving includes moving the meetings back to evenings and providing a two year calendar. Highlights from the meeting included progress toward bringing Lake Michigan water into DuPage County, mental health awareness and assistance, changes to Hawk Hollow school on Gerber Road, a new Superintendent for West Chicago High School District 94, a major upgrade planned for Benjamin School District 25, and the work planned after the Glenbard referendum passed.
- Commissioner Witteck attended Candyland with her grandchildren. While it was windy, the kids had a blast.
- Commissioner Jeffery thanked the Parks Department for planting the tree dedicated to her father at Tedrahn Park (commonly called the orange park).
- Director Hamilton said we appear to have a leak at the Coral Cove body slide splash pool. Staff has been digging under the slides to find the leak.

8. Action Items

A. Approval: Re-Plastering Pools – Change Order #1 – Replacing Tiles

The underwater tiles create lane lines for swimmers in the lap pool and are also on the steps into both pools. These special porcelain tiles withstand pool chemicals and a pool environment for years to come. Director Hamilton said the pool work is warrantied for one year on the product and two years on the labor. The work will be completed during the annual shut down in August and the IGA with Glenbard is helping to pay for the work.

Commissioner Witteck made a motion to approve a Change Order for \$65,000 with One Stop Pool Care, Lincolnshire, IL, to replace all tiles during the pool re-plastering project in the 8-lane lap pool and the therapy pool at the Fountain View Recreation Center. Seconded by Commissioner Bird. Voice Vote. All in favor, none opposed. Motion passes.

B. Adopt Personnel Policy Manual



	<p>Director Quinn said the last time the Personnel Policy Manual was adopted was in 2022, but there have been many updates to Illinois law that resulted in the need to amend our policy manual.</p> <p>Commissioner Sokolowski made a motion to adopt the Carol Stream Park District, Personnel Policy Manual, 2024 edition. Seconded by Commissioner Gramann. Voice Vote. All in favor, none opposed. Motion passes.</p>
9. Closed Session	None
10. Action Pertaining to Closed Session	None
11. Adjournment	Commissioner Sokolowski made a motion to adjourn the meeting. Seconded by Commissioner Witteck. Voice Vote taken. Motion passed 5-0-1. Meeting adjourned at 7:31 pm.

 President
 Jacqueline Jeffery

 Secretary
 Sue Rini

June 10, 2024
 Date

Motion:

Make a motion to ratify bills as presented in the Accounts Payable Voucher List for May 2024.

Gisa Scumaci
(Treasurer)

6/5/2024
(Date)

Carol Stream Park District
Accounts Payable Voucher List
May 2024

Presented to the
Board of Commissioners
June 10, 2024

A C C O U N T S P A Y A B L E
O P E N I T E M R E P O R T
S U M M A R Y

VENDOR	PO	TYPE	INV NO#	INV DT	POST DT	1099	GROSS AMT	PAYMENTS	CHECK#	CHECK DT	---BALANCE---

01-000032	AQUA PURE ENTERPRISES										
	24-45678	INV	0148589-IN	3/20/24	5/31/24	N	3,102.22	3,102.22-	108814	5/31/24	0.00
	24-46103	INV	0149194-IN	5/14/24	5/31/24	N	2,992.28	2,992.28-	108814	5/31/24	0.00
				** TOTALS **			6,094.50	6,094.50-			0.00
01-000044	PDRMA										
	24-45736	INV	0524070	5/31/24	5/31/24	N	12,922.63	12,922.63-	001644	5/31/24	0.00
				** TOTALS **			12,922.63	12,922.63-			0.00
01-000049	FLEXIBLE BENEFIT SRV CRP										
	24-45675	INV	602124463995	5/06/24	5/31/24	N	50.00	50.00-	001642	5/31/24	0.00
	24-46077	INV	Flex Claims 4/2024	5/01/24	5/17/24	N	167.87	167.87-	001627	5/17/24	0.00
				** TOTALS **			217.87	217.87-			0.00
01-000078	BENJAMIN SCHOOL DIST. 25										
	24-45664	INV	IGA 5/24	5/01/24	5/10/24	N	795.00	795.00-	108718	5/10/24	0.00
				** TOTALS **			795.00	795.00-			0.00
01-000100	BRONZE MEMORIAL CO.										
	24-46045	INV	709256	4/25/24	5/17/24	N	50.00	50.00-	108750	5/17/24	0.00
				** TOTALS **			50.00	50.00-			0.00
01-000169	CONSERV FS, INC.										
	24-46063	INV	6431847	5/08/24	5/31/24	N	1,130.00	1,130.00-	108819	5/31/24	0.00
				** TOTALS **			1,130.00	1,130.00-			0.00
01-000201	DIAMOND TOURS, INC.										
	24-46138	INV	2056569-FINAL BAL	5/29/24	5/31/24	N	5,980.00	5,980.00-	108821	5/31/24	0.00
				** TOTALS **			5,980.00	5,980.00-			0.00
01-000202	DIRECT FITNESS SOLUTIONS L										
	24-46029	INV	0585571-IN	4/18/24	5/10/24	N	150.00	150.00-	108726	5/10/24	0.00
	24-46049	INV	0588805-IN	3/26/24	5/10/24	N	2,163.27	2,163.27-	108726	5/10/24	0.00
	24-46043	INV	0589111-IN	4/08/24	5/10/24	N	345.90	345.90-	108726	5/10/24	0.00
	24-46129	INV	0589131-IN	5/03/24	5/31/24	N	187.48	187.48-	108822	5/31/24	0.00
				** TOTALS **			2,846.65	2,846.65-			0.00
01-000226	DUPAGE COUNTY HEALTH DEPT										
	24-46018	INV	IN0070357	4/16/24	5/10/24	N	265.75	265.75-	001622	5/10/24	0.00
				** TOTALS **			265.75	265.75-			0.00
01-000243	JEFF ELLIS MANAGEMENT, LLC										
	24-45703	INV	2011555	5/01/24	5/03/24	Y	35,166.85	35,166.85-	001617	5/03/24	0.00
	24-45714	INV	2011556	5/01/24	5/03/24	Y	3,852.89	3,852.89-	001617	5/03/24	0.00
	24-45722	INV	2011557	5/01/24	5/03/24	Y	65,782.17	65,782.17-	001617	5/03/24	0.00
	24-45726	INV	2011558	5/01/24	5/03/24	Y	7,853.05	7,853.05-	001617	5/03/24	0.00
				** TOTALS **			112,654.96	112,654.96-			0.00
01-000245	EXAMINER PUBLICATIONS, INC										

A C C O U N T S P A Y A B L E
O P E N I T E M R E P O R T
S U M M A R Y

VENDOR	----- VENDOR NAME -----	PO	TYPE	INV NO#	INV DT	POST DT	1099	GROSS AMT	PAYMENTS	CHECK#	CHECK DT	-----BALANCE---
01-000245	EXAMINER PUBLICATIONS, INC** CONTINUED **	24-46140	INV	58555	5/22/24	5/31/24	N	45.00	45.00-	108823	5/31/24	0.00
							** TOTALS **	45.00	45.00-			0.00
01-000304	GRAINGER	24-45999	INV	9097308812	4/24/24	5/10/24	N	130.02	130.02-	108733	5/10/24	0.00
							** TOTALS **	130.02	130.02-			0.00
01-000492	MCMMASTER-CARR	24-46092	INV	26897729	5/10/24	5/24/24	N	126.45	126.45-	108805	5/24/24	0.00
							** TOTALS **	126.45	126.45-			0.00
01-000497	MENARDS	24-46003	CM	96816	4/30/24	5/03/24	N	13.92-	13.92	108697	5/03/24	0.00
		24-46003	INV	96605- 2024	4/27/24	5/03/24	N	61.52	61.52-	108697	5/03/24	0.00
							** TOTALS **	47.60	47.60-			0.00
01-000536	NAMEPLATE & PANEL TECH	24-46065	INV	294128	5/07/24	5/17/24	N	28.50	28.50-	108762	5/17/24	0.00
							** TOTALS **	28.50	28.50-			0.00
01-000635	RENTAL MAX LLC	24-46048	INV	639511-8	4/15/24	5/17/24	N	260.96	260.96-	108768	5/17/24	0.00
		24-46093	INV	645144-8	5/14/24	5/24/24	N	683.20	683.20-	108807	5/24/24	0.00
							** TOTALS **	944.16	944.16-			0.00
01-000789	VILLAGE OF CAROL STREAM	24-46076	INV	Dog License 4/24	5/01/24	5/17/24	N	54.00	54.00-	108772	5/17/24	0.00
							** TOTALS **	54.00	54.00-			0.00
01-000790	VILLAGE OF CAROL STREAM	24-46026	INV	02132811	5/01/24	5/24/24	N	21.47	21.47-	001638	5/24/24	0.00
		24-46026	INV	02133625	5/01/24	5/24/24	N	191.89	191.89-	001638	5/24/24	0.00
		24-46026	INV	02138176	5/01/24	5/24/24	N	96.74	96.74-	001638	5/24/24	0.00
		24-46026	INV	02138213	5/01/24	5/24/24	N	1,581.47	1,581.47-	001638	5/24/24	0.00
							** TOTALS **	1,891.57	1,891.57-			0.00
01-000831	WINFIELD PARK DISTRICT	24-46074	INV	ONE NATION 4/27	4/27/24	5/17/24	N	590.00	590.00-	108773	5/17/24	0.00
							** TOTALS **	590.00	590.00-			0.00
01-000874	LANDSCAPE MATERIAL	24-46064	INV	50180	5/08/24	5/31/24	N	46.00	46.00-	108830	5/31/24	0.00
		24-46090	INV	50417	5/10/24	5/24/24	N	42.00	42.00-	108800	5/24/24	0.00
		24-46127	INV	52236	5/22/24	5/31/24	N	1,470.00	1,470.00-	108830	5/31/24	0.00
							** TOTALS **	1,558.00	1,558.00-			0.00
01-000968	CROWN TROPHY #116	24-46100	INV	18556	5/13/24	5/31/24	N	236.25	236.25-	108820	5/31/24	0.00
							** TOTALS **	236.25	236.25-			0.00

A C C O U N T S P A Y A B L E
O P E N I T E M R E P O R T
S U M M A R Y

VENDOR	---- VENDOR NAME -----	PO	TYPE	INV NO#	INV DT	POST DT	1099	GROSS AMT	PAYMENTS	CHECK#	CHECK DT	----BALANCE---
01-001085 ILL DEPT OF REVENUE												
		24-46040	INV	ST-1 APRIL 2024	5/01/24	5/17/24	N	2,098.00	2,098.00-	001628	5/17/24	0.00
							** TOTALS **	2,098.00	2,098.00-			0.00
01-001104 GLEN ELLYN PARK DISTRICT												
		24-46086	INV	ADULT DANCE 5-15	5/15/24	5/31/24	N	701.40	701.40-	108826	5/31/24	0.00
							** TOTALS **	701.40	701.40-			0.00
01-001252 LOWE'S												
		24-46056	CM	977427 RET	4/26/24	5/31/24	N	36.06-	36.06	001643	5/31/24	0.00
		24-46056	INV	788883	5/07/24	5/31/24	N	28.48	28.48-	001643	5/31/24	0.00
		24-46056	INV	901168 2024	4/26/24	5/31/24	N	91.53	91.53-	001643	5/31/24	0.00
		24-46056	INV	901198 RET	4/26/24	5/31/24	N	14.96	14.96-	001643	5/31/24	0.00
		24-46056	INV	975439	4/25/24	5/31/24	N	77.83	77.83-	001643	5/31/24	0.00
		24-46056	INV	992594	5/02/24	5/31/24	N	85.84	85.84-	001643	5/31/24	0.00
		24-46056	INV	995173	5/03/24	5/31/24	N	12.78	12.78-	001643	5/31/24	0.00
							** TOTALS **	275.36	275.36-			0.00
01-001268 JAMES JAY BITTER												
			INV	OFFICIAL 4/22-4/27	4/27/24	5/10/24	Y	450.00	450.00-	108720	5/10/24	0.00
			INV	OFFICIAL 4/29-5/11	5/10/24	5/17/24	Y	840.00	840.00-	108749	5/17/24	0.00
							** TOTALS **	1,290.00	1,290.00-			0.00
01-001743 WBK ENGINEERING, LLC												
		24-45870	INV	25590	5/09/24	5/24/24	Y	2,298.16	2,298.16-	108809	5/24/24	0.00
							** TOTALS **	2,298.16	2,298.16-			0.00
01-001918 LRS, LLC												
		24-45965	INV	PS597899	5/02/24	5/17/24	Y	166.04	166.04-	108766	5/17/24	0.00
		24-45965	INV	PS597900	5/02/24	5/17/24	Y	170.00	170.00-	108766	5/17/24	0.00
		24-45965	INV	PS597901	5/02/24	5/17/24	Y	170.00	170.00-	108766	5/17/24	0.00
		24-45965	INV	PS597902	5/02/24	5/17/24	Y	170.00	170.00-	108766	5/17/24	0.00
		24-45965	INV	PS597903	5/02/24	5/17/24	Y	170.00	170.00-	108766	5/17/24	0.00
		24-45965	INV	PS597904	5/02/24	5/17/24	Y	170.00	170.00-	108766	5/17/24	0.00
		24-45965	INV	PS597905	5/02/24	5/17/24	Y	170.00	170.00-	108766	5/17/24	0.00
		24-45965	INV	PS597906	5/02/24	5/17/24	Y	170.00	170.00-	108766	5/17/24	0.00
		24-45965	INV	PS597907	5/02/24	5/17/24	Y	170.00	170.00-	108766	5/17/24	0.00
		24-45965	INV	PS597908	5/02/24	5/17/24	Y	170.00	170.00-	108766	5/17/24	0.00
		24-45965	INV	PS597909	5/02/24	5/17/24	Y	170.00	170.00-	108766	5/17/24	0.00
		24-45965	INV	PS597910	5/02/24	5/17/24	Y	170.00	170.00-	108766	5/17/24	0.00
		24-45965	INV	PS597911	5/02/24	5/17/24	Y	242.86	242.86-	108766	5/17/24	0.00
		24-45965	INV	PS597912	5/02/24	5/17/24	Y	121.43	121.43-	108766	5/17/24	0.00
		24-45965	INV	PS597913	5/02/24	5/17/24	Y	170.00	170.00-	108766	5/17/24	0.00
		24-45965	INV	PS597914	5/02/24	5/17/24	Y	170.00	170.00-	108766	5/17/24	0.00
							** TOTALS **	2,740.33	2,740.33-			0.00
01-002247 CHICAGO SIGN & LIGHT COMPA												
		24-46008	INV	5712	4/26/24	5/01/24	N	13,286.50	13,286.50-	108692	5/01/24	0.00
							** TOTALS **	13,286.50	13,286.50-			0.00

A C C O U N T S P A Y A B L E
O P E N I T E M R E P O R T
S U M M A R Y

VENDOR	PO	TYPE	INV NO#	INV DT	POST DT	1099	GROSS AMT	PAYMENTS	CHECK#	CHECK DT	----BALANCE---
01-003580 NCSI											
											** CONTINUED **
	24-46042	INV	44801	5/01/24	5/17/24	N	513.00	513.00-	108763	5/17/24	0.00
	24-46042	INV	44802	5/01/24	5/17/24	N	427.50	427.50-	108763	5/17/24	0.00
							** TOTALS **	940.50	940.50-		0.00
01-003618 THE GOLF CART SOURCE, LLC											
	24-46126	INV	2312	5/16/24	5/31/24	N	2,575.21	2,575.21-	108837	5/31/24	0.00
							** TOTALS **	2,575.21	2,575.21-		0.00
01-003650 RIGHTWAY PRINTING, INC.											
	24-46098	INV	59717	5/01/24	5/24/24	N	549.00	549.00-	108792	5/24/24	0.00
							** TOTALS **	549.00	549.00-		0.00
01-003701 MATTHEW SLANKER											
	24-46099	INV	55-GAL DRUMS-MS-2	5/20/24	5/20/24	N	150.00	150.00-	108774	5/20/24	0.00
							** TOTALS **	150.00	150.00-		0.00
01-003729 SGD GOLF, LLC											
	24-46073	INV	SGD9039	5/09/24	5/17/24	N	207.25	207.25-	108770	5/17/24	0.00
							** TOTALS **	207.25	207.25-		0.00
01-003811 BASELINE YOUTH SPORTS, INC											
	24-46062	INV	APRIL 2024	4/30/24	5/10/24	N	1,640.00	1,640.00-	108716	5/10/24	0.00
							** TOTALS **	1,640.00	1,640.00-		0.00
01-003924 AWARDS NETWORK											
	24-45997	INV	00136560	4/24/24	5/17/24	N	25.00	25.00-	108747	5/17/24	0.00
	24-46125	INV	00138765	5/22/24	5/31/24	N	25.00	25.00-	108815	5/31/24	0.00
							** TOTALS **	50.00	50.00-		0.00
01-003932 STERLING NETWORK INTEGRATI											
	24-46067	INV	14000021	4/30/24	5/10/24	N	736.40	736.40-	108743	5/10/24	0.00
	24-45982	INV	14000057	4/20/24	5/10/24	N	330.00	330.00-	108743	5/10/24	0.00
	24-46068	INV	14000082	5/01/24	5/10/24	N	692.00	692.00-	108743	5/10/24	0.00
	24-46072	INV	14000110	5/02/24	5/10/24	N	660.00	660.00-	108743	5/10/24	0.00
							** TOTALS **	2,418.40	2,418.40-		0.00
01-003947 BHFx LLC											
	24-46044	INV	472019	4/10/24	5/17/24	Y	75.00	75.00-	108748	5/17/24	0.00
							** TOTALS **	75.00	75.00-		0.00
01-003955 CAROL STREAM PARKS FOUNDAT											
	24-46121	INV	20240105-REIMB	5/07/24	5/24/24	N	61.50	61.50-	108793	5/24/24	0.00
	24-46078	INV	Donations 4/24	5/01/24	5/17/24	N	341.00	341.00-	108751	5/17/24	0.00
							** TOTALS **	402.50	402.50-		0.00
01-004031 OFFICIAL FINDERS, LLC											
	24-46023	INV	24619 & 24578	4/29/24	5/10/24	Y	805.00	805.00-	108738	5/10/24	0.00
	24-46022	INV	24699	4/29/24	5/03/24	Y	540.00	540.00-	108699	5/03/24	0.00

A C C O U N T S P A Y A B L E
O P E N I T E M R E P O R T
S U M M A R Y

VENDOR	PO	TYPE	INV NO#	INV DT	POST DT	1099	GROSS AMT	PAYMENTS	CHECK#	CHECK DT	---BALANCE---
01-004031	OFFICIAL FINDERS, LLC ** CONTINUED **										
	24-46057	INV	24761	5/05/24	5/10/24	Y	1,012.50	1,012.50-	108738	5/10/24	0.00
	24-46057	INV	24785	5/05/24	5/10/24	Y	675.00	675.00-	108738	5/10/24	0.00
	24-46057	INV	24909	5/05/24	5/10/24	Y	545.00	545.00-	108738	5/10/24	0.00
	24-46141	INV	25148	5/12/24	5/31/24	Y	885.00	885.00-	108835	5/31/24	0.00
	24-46141	INV	25241	5/12/24	5/31/24	Y	300.00	300.00-	108835	5/31/24	0.00
	24-46141	INV	25322	5/12/24	5/31/24	Y	455.00	455.00-	108835	5/31/24	0.00
				** TOTALS **			5,217.50	5,217.50-			0.00
01-004101	BEVERLY R. BUCHINGER										
	24-46142	INV	062	5/30/24	5/31/24	Y	130.00	130.00-	108816	5/31/24	0.00
				** TOTALS **			130.00	130.00-			0.00
01-004143	DIVERZIFY LLC										
	24-45815	INV	CD99029904	5/15/24	5/24/24	Y	18,237.00	18,237.00-	108794	5/24/24	0.00
				** TOTALS **			18,237.00	18,237.00-			0.00
01-004152	BIG DAWG ATHLETICS LLC										
	24-46050	INV	MONEYBALL 4/27-28	4/30/24	5/10/24	Y	629.75	629.75-	108719	5/10/24	0.00
				** TOTALS **			629.75	629.75-			0.00
01-004153	WEX BANK										
	24-46055	INV	96906354	4/30/24	5/24/24	N	1,950.94	1,950.94-	001639	5/24/24	0.00
				** TOTALS **			1,950.94	1,950.94-			0.00
01-004159	WIGHT & COMPANY										
	22-43270	INV	220056-025	4/30/24	5/24/24	N	4,000.00	4,000.00-	108810	5/24/24	0.00
	23-44806	INV	230113-009	4/30/24	5/24/24	N	1,500.00	1,500.00-	108810	5/24/24	0.00
				** TOTALS **			5,500.00	5,500.00-			0.00
01-004165	KONICA MINOLTA										
	24-46070	INV	293291271	4/18/24	5/10/24	N	98.50	98.50-	108734	5/10/24	0.00
	24-46069	INV	9009894697	4/19/24	5/10/24	N	810.64	810.64-	108734	5/10/24	0.00
				** TOTALS **			909.14	909.14-			0.00
01-004290	PEPSI-COLA										
	24-46059	INV	28246859	5/08/24	5/17/24	N	641.96	641.96-	001629	5/17/24	0.00
	24-46085	INV	28936307	5/15/24	5/24/24	N	904.20	904.20-	001636	5/24/24	0.00
	24-46084	INV	29446054	5/15/24	5/24/24	N	1,001.59	1,001.59-	001636	5/24/24	0.00
	24-46123	INV	31209608	5/22/24	5/31/24	N	1,739.53	1,739.53-	001645	5/31/24	0.00
	24-46019	INV	51017710	5/01/24	5/10/24	N	757.49	757.49-	001624	5/10/24	0.00
				** TOTALS **			5,044.77	5,044.77-			0.00
01-004297	JOHN MONDLOCK										
	24-46134	INV	0009-24	5/07/24	5/31/24	Y	380.00	380.00-	108833	5/31/24	0.00
				** TOTALS **			380.00	380.00-			0.00
01-004314	DUPAGE COUNTY										
	24-46052	INV	LCC-FINGERPRINT-LS	5/07/24	5/10/24	N	36.00	36.00-	108727	5/10/24	0.00

A C C O U N T S P A Y A B L E
O P E N I T E M R E P O R T
S U M M A R Y

VENDOR	PO	TYPE	INV NO#	INV DT	POST DT	1099	GROSS AMT	PAYMENTS	CHECK#	CHECK DT	---BALANCE---
01-004314	DUPAGE COUNTY		** CONTINUED **								
	24-46051	INV	MCCASLIN	5/08/24	5/10/24	N	2,400.00	2,400.00-	108728	5/10/24	0.00
				** TOTALS **			2,436.00	2,436.00-			0.00
01-004365	GEORGIA LOCHRIDGE										
	24-46002	INV	04272024	4/29/24	5/03/24	Y	80.00	80.00-	108696	5/03/24	0.00
	24-46133	INV	05252024	5/26/24	5/31/24	Y	165.00	165.00-	108831	5/31/24	0.00
				** TOTALS **			245.00	245.00-			0.00
01-004403	TOWN & COUNTRY DISTRIBUTOR										
	24-46027	INV	104906	5/02/24	5/10/24	N	836.85	836.85-	001626	5/10/24	0.00
	24-46082	INV	106490	5/09/24	5/17/24	N	690.35	690.35-	001631	5/17/24	0.00
	24-46096	INV	108161	5/16/24	5/24/24	N	857.30	857.30-	001637	5/24/24	0.00
	24-46139	INV	109198	5/21/24	5/31/24	N	1,504.20	1,504.20-	001647	5/31/24	0.00
				** TOTALS **			3,888.70	3,888.70-			0.00
01-004423	PERFORMANCE FOODSERVICE										
	24-46020	INV	5552967	4/30/24	5/03/24	N	2,065.56	2,065.56-	001618	5/03/24	0.00
	24-46053	INV	5559209	5/07/24	5/10/24	N	2,628.69	2,628.69-	001625	5/10/24	0.00
	24-46083	INV	5566225	5/14/24	5/17/24	N	1,815.35	1,815.35-	001630	5/17/24	0.00
	24-46113	INV	5572412	5/21/24	5/31/24	N	1,988.55	1,988.55-	001646	5/31/24	0.00
	24-46114	INV	5572522	5/21/24	5/31/24	N	1,969.24	1,969.24-	001646	5/31/24	0.00
	24-46131	INV	5578256	5/28/24	5/31/24	N	1,444.43	1,444.43-	001646	5/31/24	0.00
	24-46136	INV	5578385	5/28/24	5/31/24	N	2,566.34	2,566.34-	001646	5/31/24	0.00
				** TOTALS **			14,478.16	14,478.16-			0.00
01-004462	PADDOCK PUBLICATIONS, INC										
	24-46066	INV	284366	5/06/24	5/10/24	N	71.30	71.30-	108725	5/10/24	0.00
				** TOTALS **			71.30	71.30-			0.00
01-004573	HITEK MECHANICAL LLC										
	24-46109	INV	21024	5/14/24	5/31/24	Y	756.25	756.25-	108828	5/31/24	0.00
				** TOTALS **			756.25	756.25-			0.00
01-004593	GIONCARLO FACZEK										
	24-46122	INV	052524 CCWP Open	5/23/24	5/24/24	Y	450.00	450.00-	108795	5/24/24	0.00
				** TOTALS **			450.00	450.00-			0.00
01-004622	EXPRESS NORTHWEST MARKETS										
	24-46110	INV	COYOTE032	5/21/24	5/31/24	N	481.75	481.75-	108824	5/31/24	0.00
	24-46112	INV	CSPool1050	5/21/24	5/31/24	N	719.40	719.40-	108824	5/31/24	0.00
	24-46135	INV	CSPool1051	5/28/24	5/31/24	N	169.20	169.20-	108824	5/31/24	0.00
	24-46024	INV	MCCASLIN059	5/02/24	5/10/24	N	569.00	569.00-	108729	5/10/24	0.00
	24-46060	INV	MCCASLIN060	5/08/24	5/17/24	N	305.80	305.80-	108753	5/17/24	0.00
	24-46094	INV	MCCASLIN061	5/14/24	5/31/24	N	475.00	475.00-	108824	5/31/24	0.00
	24-46111	INV	MCCASLIN062	5/21/24	5/31/24	N	498.20	498.20-	108824	5/31/24	0.00
	24-46132	INV	McCaslin063	5/28/24	5/31/24	N	754.65	754.65-	108824	5/31/24	0.00
				** TOTALS **			3,973.00	3,973.00-			0.00
01-004656	LX CONTRACTING CO										

A C C O U N T S P A Y A B L E
O P E N I T E M R E P O R T
S U M M A R Y

VENDOR	PO	TYPE	INV NO#	INV DT	POST DT	1099	GROSS AMT	PAYMENTS	CHECK#	CHECK DT	----BALANCE---
01-004656 LX CONTRACTING CO											
											** CONTINUED **
	24-45887	INV	5723	4/12/24	5/17/24	N	9,800.00	9,800.00-	108760	5/17/24	0.00
	24-45887	INV	5724	4/12/24	5/17/24	N	1,400.00	1,400.00-	108760	5/17/24	0.00
	24-45887	INV	5725	4/12/24	5/17/24	N	840.00	840.00-	108760	5/17/24	0.00
							** TOTALS **	12,040.00	12,040.00-		0.00
01-004660 DYNEGY ENERGY SERVICES, LL											
	24-46010	INV	438349224041	4/25/24	5/10/24	N	26,604.60	26,604.60-	001623	5/10/24	0.00
							** TOTALS **	26,604.60	26,604.60-		0.00
01-004674 LANGUAGE IN ACTION, INC.											
	24-46041	INV	050624	5/06/24	5/17/24	N	138.00	138.00-	108759	5/17/24	0.00
							** TOTALS **	138.00	138.00-		0.00
01-004686 BELLAS PIZZA LLC											
	24-46025	INV	1750	5/02/24	5/10/24	Y	676.00	676.00-	108717	5/10/24	0.00
							** TOTALS **	676.00	676.00-		0.00
01-004702 PCARD - FIFTH THIRD BANK											
	CM		11371836053093058R	5/06/24	5/31/24	N	52.31-	52.31	001648	5/31/24	0.00
	CM		202406043681	5/22/24	5/31/24	N	2.45-	2.45	001648	5/31/24	0.00
	CM		AMZ 05101	5/10/24	5/31/24	N	14.99-	14.99	001648	5/31/24	0.00
	CM		AMZ 0524	5/27/24	5/31/24	N	39.99-	39.99	001648	5/31/24	0.00
	CM		AMZ 0968225 RET	5/01/24	5/31/24	N	19.99-	19.99	001648	5/31/24	0.00
	CM		AMZ 2279462 RET	5/03/24	5/31/24	N	10.63-	10.63	001648	5/31/24	0.00
	CM		AMZ 3081863 RET	5/01/24	5/31/24	N	9.99-	9.99	001648	5/31/24	0.00
	CM		AMZ 4712255 RET	5/01/24	5/31/24	N	14.85-	14.85	001648	5/31/24	0.00
	CM		AMZ 6459444 RET	5/01/24	5/31/24	N	20.48-	20.48	001648	5/31/24	0.00
	CM		AMZ RET 0527	5/27/24	5/31/24	N	15.29-	15.29	001648	5/31/24	0.00
	CM		AMZ-REFUND-633	5/10/24	5/31/24	N	23.97-	23.97	001648	5/31/24	0.00
	CM		AMZ1141106257RT	5/16/24	5/31/24	N	120.96-	120.96	001648	5/31/24	0.00
	CM		AMZ314901RT	5/20/24	5/31/24	N	35.00-	35.00	001648	5/31/24	0.00
	CM		AMZN 0969808R1	5/13/24	5/31/24	N	49.00-	49.00	001648	5/31/24	0.00
	CM		AMZN 0969808R2	5/13/24	5/31/24	N	49.00-	49.00	001648	5/31/24	0.00
	CM		BAS 600424689 REF	5/06/24	5/31/24	N	3.57-	3.57	001648	5/31/24	0.00
	CM		ETSY-268050	5/20/24	5/31/24	N	0.68-	0.68	001648	5/31/24	0.00
	CM		JEWEL 00093768R	5/10/24	5/31/24	N	16.43-	16.43	001648	5/31/24	0.00
	CM		NZ3145267117147710	5/30/24	5/31/24	N	113.46-	113.46	001648	5/31/24	0.00
	CM		PARTY 1753R	5/03/24	5/31/24	N	8.00-	8.00	001648	5/31/24	0.00
	CM		SAMS 7274R	5/06/24	5/31/24	N	105.80-	105.80	001648	5/31/24	0.00
	CM		WAL CLJTKSN RET	5/02/24	5/31/24	N	31.52-	31.52	001648	5/31/24	0.00
	CM		WALJTKSM RET	5/01/24	5/31/24	N	8.95-	8.95	001648	5/31/24	0.00
	INV		003864	5/08/24	5/31/24	N	30.00	30.00-	001648	5/31/24	0.00
	INV		0077848	5/13/24	5/31/24	N	45.70	45.70-	001648	5/31/24	0.00
	INV		014447	5/21/24	5/31/24	N	2,254.04	2,254.04-	001648	5/31/24	0.00
	INV		055676	5/09/24	5/31/24	N	50.00	50.00-	001648	5/31/24	0.00
	INV		0563417	5/20/24	5/31/24	N	150.72	150.72-	001648	5/31/24	0.00
	INV		05MAY2024-04JUN24	5/06/24	5/31/24	N	179.98	179.98-	001648	5/31/24	0.00
	INV		07-24	5/01/24	5/31/24	N	1,440.00	1,440.00-	001648	5/31/24	0.00

A C C O U N T S P A Y A B L E
O P E N I T E M R E P O R T
S U M M A R Y

VENDOR	---- VENDOR NAME -----	PO	TYPE	INV NO#	INV DT	POST DT	1099	GROSS AMT	PAYMENTS	CHECK#	CHECK DT	----BALANCE---
01-004702 PCARD - FIFTH THIRD BANK ** CONTINUED **												
			INV	071305495690	5/07/24	5/31/24	N	120.00	120.00-	001648	5/31/24	0.00
			INV	08-24	5/13/24	5/31/24	N	2,875.00	2,875.00-	001648	5/31/24	0.00
			INV	0821056	5/02/24	5/31/24	N	15.99	15.99-	001648	5/31/24	0.00
			INV	09-24	5/13/24	5/31/24	N	3,750.00	3,750.00-	001648	5/31/24	0.00
			INV	096286	5/03/24	5/31/24	N	100.00	100.00-	001648	5/31/24	0.00
			INV	10026657566	5/09/24	5/31/24	N	15.00	15.00-	001648	5/31/24	0.00
			INV	1097668992	5/08/24	5/31/24	N	13.41	13.41-	001648	5/31/24	0.00
			INV	11080475	5/10/24	5/31/24	N	188.16	188.16-	001648	5/31/24	0.00
			INV	1110644746	5/08/24	5/31/24	N	90.06	90.06-	001648	5/31/24	0.00
			INV	1114242172	5/30/24	5/31/24	N	123.34	123.34-	001648	5/31/24	0.00
			INV	11201177150162664	5/31/24	5/31/24	N	21.64	21.64-	001648	5/31/24	0.00
			INV	11270449353728217	5/02/24	5/31/24	N	26.52	26.52-	001648	5/31/24	0.00
			INV	113-1986474-095782	5/07/24	5/31/24	N	89.28	89.28-	001648	5/31/24	0.00
			INV	11303705445734617	5/29/24	5/31/24	N	115.99	115.99-	001648	5/31/24	0.00
			INV	11304125144221006	5/08/24	5/31/24	N	59.36	59.36-	001648	5/31/24	0.00
			INV	11304830733399463	5/07/24	5/31/24	N	9.99	9.99-	001648	5/31/24	0.00
			INV	11326209347049856	5/08/24	5/31/24	N	79.98	79.98-	001648	5/31/24	0.00
			INV	11337396966450634	5/23/24	5/31/24	N	170.58	170.58-	001648	5/31/24	0.00
			INV	11346057137692233	5/07/24	5/31/24	N	30.99	30.99-	001648	5/31/24	0.00
			INV	11370069917243453	5/22/24	5/31/24	N	52.65	52.65-	001648	5/31/24	0.00
			INV	11372999128307439	5/07/24	5/31/24	N	406.80	406.80-	001648	5/31/24	0.00
			INV	11373410568326631	5/08/24	5/31/24	N	9.97	9.97-	001648	5/31/24	0.00
			INV	11419075452953027	5/03/24	5/31/24	N	99.00	99.00-	001648	5/31/24	0.00
			INV	11483586326252239	5/07/24	5/31/24	N	144.75	144.75-	001648	5/31/24	0.00
			INV	11497933477741803	5/03/24	5/31/24	N	99.00	99.00-	001648	5/31/24	0.00
			INV	117871	5/31/24	5/31/24	N	1,753.91	1,753.91-	001648	5/31/24	0.00
			INV	1517843	5/28/24	5/31/24	N	86.58	86.58-	001648	5/31/24	0.00
			INV	1681852	5/28/24	5/31/24	N	44.76	44.76-	001648	5/31/24	0.00
			INV	173101495690	5/15/24	5/31/24	N	11.98	11.98-	001648	5/31/24	0.00
			INV	19506495690	5/20/24	5/31/24	N	12.45	12.45-	001648	5/31/24	0.00
			INV	1P 05232024	5/24/24	5/31/24	N	44.00	44.00-	001648	5/31/24	0.00
			INV	200011846806773	5/14/24	5/31/24	N	35.87	35.87-	001648	5/31/24	0.00
			INV	20240100	5/03/24	5/31/24	N	6.50	6.50-	001648	5/31/24	0.00
			INV	20240101	5/03/24	5/31/24	N	3,425.65	3,425.65-	001648	5/31/24	0.00
			INV	20240107	5/09/24	5/31/24	N	1,516.25	1,516.25-	001648	5/31/24	0.00
			INV	20240108	5/09/24	5/31/24	N	46.30	46.30-	001648	5/31/24	0.00
			INV	20240110	5/09/24	5/31/24	N	1,611.75	1,611.75-	001648	5/31/24	0.00
			INV	20240122	5/27/24	5/31/24	N	22.58	22.58-	001648	5/31/24	0.00
			INV	20240123	5/27/24	5/31/24	N	11.00	11.00-	001648	5/31/24	0.00
			INV	2047410	5/10/24	5/31/24	N	11.99	11.99-	001648	5/31/24	0.00
			INV	222024	5/22/24	5/31/24	N	13.49	13.49-	001648	5/31/24	0.00
			INV	231927495690	5/10/24	5/31/24	N	30.00	30.00-	001648	5/31/24	0.00
			INV	238000	5/29/24	5/31/24	N	2,380.00	2,380.00-	001648	5/31/24	0.00
			INV	240862	5/01/24	5/31/24	N	49.00	49.00-	001648	5/31/24	0.00
			INV	240888	5/01/24	5/31/24	N	1,744.00	1,744.00-	001648	5/31/24	0.00
			INV	241089	5/22/24	5/31/24	N	84.00	84.00-	001648	5/31/24	0.00
			INV	2444203	5/24/24	5/31/24	N	205.43	205.43-	001648	5/31/24	0.00
			INV	25787	5/07/24	5/31/24	N	540.00	540.00-	001648	5/31/24	0.00

A C C O U N T S P A Y A B L E
O P E N I T E M R E P O R T
S U M M A R Y

VENDOR	----- VENDOR NAME -----	PO	TYPE	INV NO#	INV DT	POST DT	1099	GROSS AMT	PAYMENTS	CHECK#	CHECK DT	-----BALANCE---
01-004702	PCARD - FIFTH THIRD BANK											
				INV 2586	5/20/24	5/31/24	N	540.00	540.00-	001648	5/31/24	0.00
				INV 2P 05232024	5/24/24	5/31/24	N	44.00	44.00-	001648	5/31/24	0.00
				INV 3434659	5/30/24	5/31/24	N	104.99	104.99-	001648	5/31/24	0.00
				INV 35714	5/23/24	5/31/24	N	75.00	75.00-	001648	5/31/24	0.00
				INV 40053595	5/02/24	5/31/24	N	153.00	153.00-	001648	5/31/24	0.00
				INV 40053596	5/02/24	5/31/24	N	252.00	252.00-	001648	5/31/24	0.00
				INV 40053597	5/02/24	5/31/24	N	164.48	164.48-	001648	5/31/24	0.00
				INV 445856408250	5/03/24	5/31/24	N	50.00	50.00-	001648	5/31/24	0.00
				INV 4858173	5/22/24	5/31/24	N	164.22	164.22-	001648	5/31/24	0.00
				INV 5/24 GOOGLE	5/02/24	5/31/24	N	40.53	40.53-	001648	5/31/24	0.00
				INV 5/6/24 CARWASH	5/07/24	5/31/24	N	34.00	34.00-	001648	5/31/24	0.00
				INV 5105151563676548	5/14/24	5/31/24	N	19.00	19.00-	001648	5/31/24	0.00
				INV 52970038 SZ	5/31/24	5/31/24	N	366.37	366.37-	001648	5/31/24	0.00
				INV 56231	5/01/24	5/31/24	N	418.00	418.00-	001648	5/31/24	0.00
				INV 5710849-0	5/06/24	5/31/24	N	137.07	137.07-	001648	5/31/24	0.00
				INV 5710976-0	5/06/24	5/31/24	N	132.02	132.02-	001648	5/31/24	0.00
				INV 5710976-1	5/06/24	5/31/24	N	74.26	74.26-	001648	5/31/24	0.00
				INV 5722926	5/20/24	5/31/24	N	539.99	539.99-	001648	5/31/24	0.00
				INV 5BELOW-228720	5/02/24	5/31/24	N	140.95	140.95-	001648	5/31/24	0.00
				INV 6003872106911510	5/08/24	5/31/24	N	15.00	15.00-	001648	5/31/24	0.00
				INV 6004	5/27/24	5/31/24	N	16.00	16.00-	001648	5/31/24	0.00
				INV 6032217	5/27/24	5/31/24	N	229.18	229.18-	001648	5/31/24	0.00
				INV 668715	5/17/24	5/31/24	N	175.00	175.00-	001648	5/31/24	0.00
				INV 668733	5/17/24	5/31/24	N	150.00	150.00-	001648	5/31/24	0.00
				INV 674031	5/07/24	5/31/24	N	350.00	350.00-	001648	5/31/24	0.00
				INV 6892229	5/24/24	5/31/24	N	43.84	43.84-	001648	5/31/24	0.00
				INV 710477	5/03/24	5/31/24	N	656.60	656.60-	001648	5/31/24	0.00
				INV 710583	5/03/24	5/31/24	N	440.00	440.00-	001648	5/31/24	0.00
				INV 710626	5/03/24	5/31/24	N	115.00	115.00-	001648	5/31/24	0.00
				INV 7135468	5/23/24	5/31/24	N	41.98	41.98-	001648	5/31/24	0.00
				INV 713845-1	5/24/24	5/31/24	N	346.00	346.00-	001648	5/31/24	0.00
				INV 713847	5/24/24	5/31/24	N	379.50	379.50-	001648	5/31/24	0.00
				INV 7270597013080372	5/21/24	5/31/24	N	35.00	35.00-	001648	5/31/24	0.00
				INV 729638228047	5/13/24	5/31/24	N	35.00	35.00-	001648	5/31/24	0.00
				INV 7367270756716334	5/23/24	5/31/24	N	3.15	3.15-	001648	5/31/24	0.00
				INV 76892	5/07/24	5/31/24	N	11.91	11.91-	001648	5/31/24	0.00
				INV 7711461	5/07/24	5/31/24	N	15.18	15.18-	001648	5/31/24	0.00
				INV 8088211	5/30/24	5/31/24	N	104.99	104.99-	001648	5/31/24	0.00
				INV 823392663	5/02/24	5/31/24	N	50.00	50.00-	001648	5/31/24	0.00
				INV 8403414	5/23/24	5/31/24	N	109.41	109.41-	001648	5/31/24	0.00
				INV 9333334708989	5/13/24	5/31/24	N	73.48	73.48-	001648	5/31/24	0.00
				INV 9742667	5/06/24	5/31/24	N	85.47	85.47-	001648	5/31/24	0.00
				INV AL 5899 5/10	5/13/24	5/31/24	N	450.00	450.00-	001648	5/31/24	0.00
				INV ALLIANZ- EUSP54927	5/23/24	5/31/24	N	20.00	20.00-	001648	5/31/24	0.00
				INV ALLPART 188182	5/08/24	5/31/24	N	39.00	39.00-	001648	5/31/24	0.00
				INV AMZ 0933831	5/14/24	5/31/24	N	11.69	11.69-	001648	5/31/24	0.00
				INV AMZ 1165067	5/13/24	5/31/24	N	34.36	34.36-	001648	5/31/24	0.00
				INV AMZ 1221869	5/13/24	5/31/24	N	6.99	6.99-	001648	5/31/24	0.00

A C C O U N T S P A Y A B L E
O P E N I T E M R E P O R T
S U M M A R Y

VENDOR	---- VENDOR NAME -----	PO	TYPE	INV NO#	INV DT	POST DT	1099	GROSS AMT	PAYMENTS	CHECK#	CHECK DT	----BALANCE---
01-004702 PCARD - FIFTH THIRD BANK ** CONTINUED **												
			INV	AMZ 2429835	5/30/24	5/31/24	N	53.98	53.98-	001648	5/31/24	0.00
			INV	AMZ 30235101083451	5/14/24	5/31/24	N	14.96	14.96-	001648	5/31/24	0.00
			INV	AMZ 3913830	5/07/24	5/31/24	N	191.78	191.78-	001648	5/31/24	0.00
			INV	AMZ 3922641	5/08/24	5/31/24	N	19.88	19.88-	001648	5/31/24	0.00
			INV	AMZ 4991430	5/28/24	5/31/24	N	215.98	215.98-	001648	5/31/24	0.00
			INV	AMZ 5481851	5/07/24	5/31/24	N	47.85	47.85-	001648	5/31/24	0.00
			INV	AMZ 5811455	5/17/24	5/31/24	N	2.50	2.50-	001648	5/31/24	0.00
			INV	AMZ 6633051	5/30/24	5/31/24	N	50.37	50.37-	001648	5/31/24	0.00
			INV	AMZ 7345825	5/16/24	5/31/24	N	7.99	7.99-	001648	5/31/24	0.00
			INV	AMZ 8421859	5/30/24	5/31/24	N	18.88	18.88-	001648	5/31/24	0.00
			INV	AMZ 9515409	5/07/24	5/31/24	N	6.99	6.99-	001648	5/31/24	0.00
			INV	AMZ- 0135453	5/14/24	5/31/24	N	88.11	88.11-	001648	5/31/24	0.00
			INV	AMZ-1997800	5/15/24	5/31/24	N	27.98	27.98-	001648	5/31/24	0.00
			INV	AMZ-2506606	5/27/24	5/31/24	N	22.99	22.99-	001648	5/31/24	0.00
			INV	AMZ-2672242	5/10/24	5/31/24	N	8.80	8.80-	001648	5/31/24	0.00
			INV	AMZ-3524217	5/09/24	5/31/24	N	25.28	25.28-	001648	5/31/24	0.00
			INV	AMZ-3942623	5/01/24	5/31/24	N	14.99	14.99-	001648	5/31/24	0.00
			INV	AMZ-5312254	5/21/24	5/31/24	N	21.99	21.99-	001648	5/31/24	0.00
			INV	AMZ-5882603	5/13/24	5/31/24	N	158.88	158.88-	001648	5/31/24	0.00
			INV	AMZ-6162633	5/07/24	5/31/24	N	23.97	23.97-	001648	5/31/24	0.00
			INV	AMZ-6738631	5/30/24	5/31/24	N	25.48	25.48-	001648	5/31/24	0.00
			INV	AMZ-7116205	5/31/24	5/31/24	N	30.27	30.27-	001648	5/31/24	0.00
			INV	AMZ-9043457	5/30/24	5/31/24	N	7.99	7.99-	001648	5/31/24	0.00
			INV	AMZ01737841357053	5/03/24	5/31/24	N	30.76	30.76-	001648	5/31/24	0.00
			INV	AMZ0309864	5/07/24	5/31/24	N	29.95	29.95-	001648	5/31/24	0.00
			INV	AMZ10369224861869	5/22/24	5/31/24	N	14.99	14.99-	001648	5/31/24	0.00
			INV	AMZ1141106257	5/07/24	5/31/24	N	120.96	120.96-	001648	5/31/24	0.00
			INV	AMZ1245048	5/16/24	5/31/24	N	97.02	97.02-	001648	5/31/24	0.00
			INV	AMZ1994658	5/30/24	5/31/24	N	16.99	16.99-	001648	5/31/24	0.00
			INV	AMZ32585002647425	5/22/24	5/31/24	N	206.00	206.00-	001648	5/31/24	0.00
			INV	AMZ3881040	5/06/24	5/31/24	N	145.85	145.85-	001648	5/31/24	0.00
			INV	AMZ4880213	5/07/24	5/31/24	N	41.86	41.86-	001648	5/31/24	0.00
			INV	AMZ5223437	5/13/24	5/31/24	N	53.96	53.96-	001648	5/31/24	0.00
			INV	AMZ5277036	5/22/24	5/31/24	N	35.83	35.83-	001648	5/31/24	0.00
			INV	AMZ5955439	5/07/24	5/31/24	N	325.43	325.43-	001648	5/31/24	0.00
			INV	AMZ6686617	5/10/24	5/31/24	N	58.99	58.99-	001648	5/31/24	0.00
			INV	AMZ7223462	5/03/24	5/31/24	N	61.96	61.96-	001648	5/31/24	0.00
			INV	AMZ7280215	5/31/24	5/31/24	N	16.99	16.99-	001648	5/31/24	0.00
			INV	AMZ74423858106637	5/03/24	5/31/24	N	57.96	57.96-	001648	5/31/24	0.00
			INV	AMZ8249849	5/28/24	5/31/24	N	18.99	18.99-	001648	5/31/24	0.00
			INV	AMZ88725859261034	5/17/24	5/31/24	N	12.99	12.99-	001648	5/31/24	0.00
			INV	AMZ89514415144205	5/30/24	5/31/24	N	11.18	11.18-	001648	5/31/24	0.00
			INV	AMZ=5514643	5/09/24	5/31/24	N	97.96	97.96-	001648	5/31/24	0.00
			INV	AMZN 0245857	5/14/24	5/31/24	N	33.28	33.28-	001648	5/31/24	0.00
			INV	AMZN 0445021	5/14/24	5/31/24	N	11.99	11.99-	001648	5/31/24	0.00
			INV	AMZN 0876229	5/06/24	5/31/24	N	134.64	134.64-	001648	5/31/24	0.00
			INV	AMZN 0967461	5/08/24	5/31/24	N	82.47	82.47-	001648	5/31/24	0.00
			INV	AMZN 0969808	5/10/24	5/31/24	N	98.00	98.00-	001648	5/31/24	0.00

A C C O U N T S P A Y A B L E
O P E N I T E M R E P O R T
S U M M A R Y

VENDOR	----- VENDOR NAME -----	PO	TYPE	INV NO#	INV DT	POST DT	1099	GROSS AMT	PAYMENTS	CHECK#	CHECK DT	-----BALANCE---
01-004702	PCARD - FIFTH THIRD BANK											
				** CONTINUED **								
			INV	AMZN 0984223	5/20/24	5/31/24	N	16.89	16.89-	001648	5/31/24	0.00
			INV	AMZN 1418618	5/22/24	5/31/24	N	25.95	25.95-	001648	5/31/24	0.00
			INV	AMZN 1789829	5/24/24	5/31/24	N	15.60	15.60-	001648	5/31/24	0.00
			INV	AMZN 1799438	5/21/24	5/31/24	N	9.99	9.99-	001648	5/31/24	0.00
			INV	AMZN 2094621	5/20/24	5/31/24	N	4.99	4.99-	001648	5/31/24	0.00
			INV	AMZN 2389057	5/03/24	5/31/24	N	29.98	29.98-	001648	5/31/24	0.00
			INV	AMZN 2554626	5/20/24	5/31/24	N	328.72	328.72-	001648	5/31/24	0.00
			INV	AMZN 2669847	5/09/24	5/31/24	N	12.49	12.49-	001648	5/31/24	0.00
			INV	AMZN 2776223	5/09/24	5/31/24	N	18.98	18.98-	001648	5/31/24	0.00
			INV	AMZN 2917015	5/21/24	5/31/24	N	30.88	30.88-	001648	5/31/24	0.00
			INV	AMZN 2937028	5/20/24	5/31/24	N	23.98	23.98-	001648	5/31/24	0.00
			INV	AMZN 3424227	5/21/24	5/31/24	N	91.98	91.98-	001648	5/31/24	0.00
			INV	AMZN 3571467	5/17/24	5/31/24	N	66.62	66.62-	001648	5/31/24	0.00
			INV	AMZN 4305007	5/23/24	5/31/24	N	177.95	177.95-	001648	5/31/24	0.00
			INV	AMZN 4587405	5/30/24	5/31/24	N	59.48	59.48-	001648	5/31/24	0.00
			INV	AMZN 4941055	5/15/24	5/31/24	N	39.99	39.99-	001648	5/31/24	0.00
			INV	AMZN 5005034	5/10/24	5/31/24	N	52.20	52.20-	001648	5/31/24	0.00
			INV	AMZN 5324252	5/02/24	5/31/24	N	14.48	14.48-	001648	5/31/24	0.00
			INV	AMZN 5857011	5/27/24	5/31/24	N	378.57	378.57-	001648	5/31/24	0.00
			INV	AMZN 6036201	5/28/24	5/31/24	N	116.96	116.96-	001648	5/31/24	0.00
			INV	AMZN 6036222	5/13/24	5/31/24	N	109.99	109.99-	001648	5/31/24	0.00
			INV	AMZN 6278652	5/13/24	5/31/24	N	185.39	185.39-	001648	5/31/24	0.00
			INV	AMZN 6437016	5/17/24	5/31/24	N	5.96	5.96-	001648	5/31/24	0.00
			INV	AMZN 6872243	5/14/24	5/31/24	N	17.49	17.49-	001648	5/31/24	0.00
			INV	AMZN 7065049	5/22/24	5/31/24	N	103.08	103.08-	001648	5/31/24	0.00
			INV	AMZN 7325031	5/20/24	5/31/24	N	19.99	19.99-	001648	5/31/24	0.00
			INV	AMZN 7678607	5/07/24	5/31/24	N	246.54	246.54-	001648	5/31/24	0.00
			INV	AMZN 7737030	5/13/24	5/31/24	N	38.99	38.99-	001648	5/31/24	0.00
			INV	AMZN 7817847	5/08/24	5/31/24	N	107.90	107.90-	001648	5/31/24	0.00
			INV	AMZN 7833065	5/15/24	5/31/24	N	103.85	103.85-	001648	5/31/24	0.00
			INV	AMZN 8006620	5/23/24	5/31/24	N	39.98	39.98-	001648	5/31/24	0.00
			INV	AMZN 8421825	5/09/24	5/31/24	N	36.99	36.99-	001648	5/31/24	0.00
			INV	AMZN 8601005	5/06/24	5/31/24	N	45.98	45.98-	001648	5/31/24	0.00
			INV	AMZN 9873053	5/21/24	5/31/24	N	22.98	22.98-	001648	5/31/24	0.00
			INV	AMZN11133569113957	5/02/24	5/31/24	N	45.98	45.98-	001648	5/31/24	0.00
			INV	AMZN11173918692068	5/02/24	5/31/24	N	17.99	17.99-	001648	5/31/24	0.00
			INV	AMZN11383047365485	5/22/24	5/31/24	N	42.50	42.50-	001648	5/31/24	0.00
			INV	AMZN11393001661769	5/22/24	5/31/24	N	70.48	70.48-	001648	5/31/24	0.00
			INV	AMZN2370636 1 OF 2	5/15/24	5/31/24	N	139.96	139.96-	001648	5/31/24	0.00
			INV	AMZN2370636 2 OF 2	5/16/24	5/31/24	N	209.94	209.94-	001648	5/31/24	0.00
			INV	APPLEMX9MKNKZDT8	5/13/24	5/31/24	N	16.99	16.99-	001648	5/31/24	0.00
			INV	AT 100255	5/13/24	5/31/24	N	287.60	287.60-	001648	5/31/24	0.00
			INV	ATT1407368801	5/09/24	5/31/24	N	2,378.13	2,378.13-	001648	5/31/24	0.00
			INV	ATT24 4/16-5/15	5/13/24	5/31/24	N	35.90	35.90-	001648	5/31/24	0.00
			INV	ATT3678558807	5/03/24	5/31/24	N	930.94	930.94-	001648	5/31/24	0.00
			INV	ATT7043468807	5/03/24	5/31/24	N	1,309.50	1,309.50-	001648	5/31/24	0.00
			INV	ATT75458888800	5/03/24	5/31/24	N	540.40	540.40-	001648	5/31/24	0.00
			INV	AWS 5/8/24	5/03/24	5/31/24	N	0.50	0.50-	001648	5/31/24	0.00

A C C O U N T S P A Y A B L E
O P E N I T E M R E P O R T
S U M M A R Y

VENDOR	PO	TYPE	INV NO#	INV DT	POST DT	1099	GROSS AMT	PAYMENTS	CHECK#	CHECK DT	----BALANCE---
01-004702	PCARD - FIFTH THIRD BANK										
			INV BAS 600433229	5/13/24	5/31/24	N	33.07	33.07-	001648	5/31/24	0.00
			INV BB 315118611715377	5/13/24	5/31/24	N	20.55	20.55-	001648	5/31/24	0.00
			INV BB 315122921715379	5/13/24	5/31/24	N	116.61	116.61-	001648	5/31/24	0.00
			INV BRAC 444353-1	5/08/24	5/31/24	N	59.40	59.40-	001648	5/31/24	0.00
			INV CC 1716535263	5/27/24	5/31/24	N	26.00	26.00-	001648	5/31/24	0.00
			INV CHAMBER 8043287687	5/08/24	5/31/24	N	105.00	105.00-	001648	5/31/24	0.00
			INV COMCAST 041724	5/14/24	5/31/24	N	256.85	256.85-	001648	5/31/24	0.00
			INV COMCAST 041824	5/15/24	5/31/24	N	10.50	10.50-	001648	5/31/24	0.00
			INV COMCAST 041924	5/16/24	5/31/24	N	626.72	626.72-	001648	5/31/24	0.00
			INV COMCAST 04924	5/16/24	5/31/24	N	268.60	268.60-	001648	5/31/24	0.00
			INV COMCAST 050224	5/29/24	5/31/24	N	91.82	91.82-	001648	5/31/24	0.00
			INV CP 0518 5/6-8	5/10/24	5/31/24	N	275.88	275.88-	001648	5/31/24	0.00
			INV CP 0608 5/6-8	5/10/24	5/31/24	N	275.88	275.88-	001648	5/31/24	0.00
			INV CP 5/6-8	5/10/24	5/31/24	N	275.88	275.88-	001648	5/31/24	0.00
			INV CROWN PT 5/7/24	5/09/24	5/31/24	N	59.39	59.39-	001648	5/31/24	0.00
			INV CRUMBL050824	5/07/24	5/31/24	N	27.47	27.47-	001648	5/31/24	0.00
			INV CSSP24	5/21/24	5/31/24	N	1,759.50	1,759.50-	001648	5/31/24	0.00
			INV CULL24071-043024	5/17/24	5/31/24	N	60.00	60.00-	001648	5/31/24	0.00
			INV DEERE 29737820	5/09/24	5/31/24	N	43.41	43.41-	001648	5/31/24	0.00
			INV DISH - MAY 2024	5/20/24	5/31/24	N	132.08	132.08-	001648	5/31/24	0.00
			INV DISH 87A344A6	5/06/24	5/31/24	N	23.90	23.90-	001648	5/31/24	0.00
			INV DM5920352	5/29/24	5/31/24	N	201.20	201.20-	001648	5/31/24	0.00
			INV DOLLAR 033956	5/02/24	5/31/24	N	103.50	103.50-	001648	5/31/24	0.00
			INV DOLLAR 089625	5/10/24	5/31/24	N	26.25	26.25-	001648	5/31/24	0.00
			INV DOLLAR TREE	5/27/24	5/31/24	N	1.34	1.34-	001648	5/31/24	0.00
			INV DUPAGE 109553	5/20/24	5/31/24	N	50.00	50.00-	001648	5/31/24	0.00
			INV ETSY-268050	5/20/24	5/31/24	N	66.90	66.90-	001648	5/31/24	0.00
			INV FB7444243	5/17/24	5/31/24	N	547.77	547.77-	001648	5/31/24	0.00
			INV FB7444695	5/17/24	5/31/24	N	841.11	841.11-	001648	5/31/24	0.00
			INV FB7445655	5/17/24	5/31/24	N	1,330.54	1,330.54-	001648	5/31/24	0.00
			INV FB7447460	5/17/24	5/31/24	N	700.49	700.49-	001648	5/31/24	0.00
			INV FB7454253	5/17/24	5/31/24	N	180.26	180.26-	001648	5/31/24	0.00
			INV FB7459652	5/21/24	5/31/24	N	350.20	350.20-	001648	5/31/24	0.00
			INV FE731256867	5/24/24	5/31/24	N	300.87	300.87-	001648	5/31/24	0.00
			INV FERRELL 767610	5/02/24	5/31/24	N	109.17	109.17-	001648	5/31/24	0.00
			INV FERRELL 803165	5/13/24	5/31/24	N	36.99	36.99-	001648	5/31/24	0.00
			INV FERRELL 843466	5/24/24	5/31/24	N	46.99	46.99-	001648	5/31/24	0.00
			INV FERRELL 855824	5/30/24	5/31/24	N	32.99	32.99-	001648	5/31/24	0.00
			INV FIRST STUDENT	5/30/24	5/31/24	N	396.95	396.95-	001648	5/31/24	0.00
			INV FRESH-SILK 5/29	5/31/24	5/31/24	N	56.95	56.95-	001648	5/31/24	0.00
			INV FVEBELOW-232501	5/20/24	5/31/24	N	90.20	90.20-	001648	5/31/24	0.00
			INV GEHLS 86146	5/08/24	5/31/24	N	300.00	300.00-	001648	5/31/24	0.00
			INV GFOA802133	5/31/24	5/31/24	N	35.00	35.00-	001648	5/31/24	0.00
			INV GODADDY0501 277549	5/02/24	5/31/24	N	44.34	44.34-	001648	5/31/24	0.00
			INV GOLDSTAR 20240114	5/16/24	5/31/24	N	360.00	360.00-	001648	5/31/24	0.00
			INV GP 28584808	5/09/24	5/31/24	N	32.24	32.24-	001648	5/31/24	0.00
			INV GP 28594367	5/13/24	5/31/24	N	83.74	83.74-	001648	5/31/24	0.00
			INV GP 28606100	5/17/24	5/31/24	N	471.45	471.45-	001648	5/31/24	0.00

A C C O U N T S P A Y A B L E
O P E N I T E M R E P O R T
S U M M A R Y

VENDOR	----- VENDOR NAME -----	PO	TYPE INV NO#	INV DT	POST DT 1099	GROSS AMT	PAYMENTS	CHECK#	CHECK DT	-----BALANCE---
01-004702	PCARD - FIFTH THIRD BANK		** CONTINUED **							
			INV GP 28614712	5/21/24	5/31/24 N	44.23	44.23-	001648	5/31/24	0.00
			INV HD 021873-7293636	5/13/24	5/31/24 N	196.90	196.90-	001648	5/31/24	0.00
			INV HD 32576/8012863	5/10/24	5/31/24 N	26.53	26.53-	001648	5/31/24	0.00
			INV HOBLOB-5071042	5/09/24	5/31/24 N	18.24	18.24-	001648	5/31/24	0.00
			INV HOBLOB5131042	5/15/24	5/31/24 N	6.37	6.37-	001648	5/31/24	0.00
			INV HOME DEPOT048641	5/17/24	5/31/24 N	14.25	14.25-	001648	5/31/24	0.00
			INV HOOTERS 5/7/24	5/09/24	5/31/24 N	27.01	27.01-	001648	5/31/24	0.00
			INV IMAEBB88D891	5/01/24	5/31/24 N	129.60	129.60-	001648	5/31/24	0.00
			INV IMP SO0753872 5/14	5/15/24	5/31/24 N	402.53	402.53-	001648	5/31/24	0.00
			INV IN00680768	5/09/24	5/31/24 N	280.00	280.00-	001648	5/31/24	0.00
			INV IN00681227	5/08/24	5/31/24 N	760.00	760.00-	001648	5/31/24	0.00
			INV IN00684173	5/09/24	5/31/24 N	550.00	550.00-	001648	5/31/24	0.00
			INV IN00684182	5/09/24	5/31/24 N	323.99	323.99-	001648	5/31/24	0.00
			INV IN00684184	5/09/24	5/31/24 N	280.00	280.00-	001648	5/31/24	0.00
			INV IN00685644	5/21/24	5/31/24 N	585.00	585.00-	001648	5/31/24	0.00
			INV IN00685658	5/21/24	5/31/24 N	1,064.50	1,064.50-	001648	5/31/24	0.00
			INV IN531553	5/10/24	5/31/24 N	447.00	447.00-	001648	5/31/24	0.00
			INV INOO684181	5/08/24	5/31/24 N	280.00	280.00-	001648	5/31/24	0.00
			INV IPASS 5/4/24	5/06/24	5/31/24 N	20.00	20.00-	001648	5/31/24	0.00
			INV IPASS 5/8/24	5/10/24	5/31/24 N	20.00	20.00-	001648	5/31/24	0.00
			INV IPRA JOB 5/2024	5/22/24	5/31/24 N	165.00	165.00-	001648	5/31/24	0.00
			INV J0408-95	5/22/24	5/31/24 N	226.43	226.43-	001648	5/31/24	0.00
			INV J0507-42	5/20/24	5/31/24 N	311.04	311.04-	001648	5/31/24	0.00
			INV JEWEL 00019966	5/06/24	5/31/24 N	41.93	41.93-	001648	5/31/24	0.00
			INV JEWEL 00067684	5/28/24	5/31/24 N	28.64	28.64-	001648	5/31/24	0.00
			INV JEWEL 00083121	5/07/24	5/31/24 N	24.00	24.00-	001648	5/31/24	0.00
			INV JEWEL-3121236	5/21/24	5/31/24 N	77.94	77.94-	001648	5/31/24	0.00
			INV JT EATERY 5/22	5/23/24	5/31/24 N	141.02	141.02-	001648	5/31/24	0.00
			INV JWL05132408392346	5/15/24	5/31/24 N	31.46	31.46-	001648	5/31/24	0.00
			INV JWL052124082923463	5/23/24	5/31/24 N	34.44	34.44-	001648	5/31/24	0.00
			INV KAMMES 144385 5/2	5/03/24	5/31/24 N	568.52	568.52-	001648	5/31/24	0.00
			INV KEYWEST 5/6/24	5/07/24	5/31/24 N	34.00	34.00-	001648	5/31/24	0.00
			INV KIRBY CSKSA3703	5/21/24	5/31/24 N	1,685.65	1,685.65-	001648	5/31/24	0.00
			INV LOW 155370702 5/14	5/15/24	5/31/24 N	93.76	93.76-	001648	5/31/24	0.00
			INV LOW 35912540 5/22	5/23/24	5/31/24 N	34.34	34.34-	001648	5/31/24	0.00
			INV LOW 417670680 5/10	5/13/24	5/31/24 N	114.14	114.14-	001648	5/31/24	0.00
			INV LOW 582870359 5/10	5/13/24	5/31/24 N	54.98	54.98-	001648	5/31/24	0.00
			INV LOW 588945255 5/24	5/27/24	5/31/24 N	150.16	150.16-	001648	5/31/24	0.00
			INV LOW 617815204 5/10	5/13/24	5/31/24 N	43.78	43.78-	001648	5/31/24	0.00
			INV LOW 640481457 5/9	5/10/24	5/31/24 N	19.96	19.96-	001648	5/31/24	0.00
			INV LOW 76931875 5/2	5/03/24	5/31/24 N	54.87	54.87-	001648	5/31/24	0.00
			INV LOW 818061636 5/17	5/20/24	5/31/24 N	97.84	97.84-	001648	5/31/24	0.00
			INV LOW 822090271 5/7	5/08/24	5/31/24 N	15.80	15.80-	001648	5/31/24	0.00
			INV LOW 893306078 5/22	5/23/24	5/31/24 N	27.92	27.92-	001648	5/31/24	0.00
			INV LOW242251827 5/20	5/21/24	5/31/24 N	48.88	48.88-	001648	5/31/24	0.00
			INV LOW244068715 5/6	5/07/24	5/31/24 N	7.98	7.98-	001648	5/31/24	0.00
			INV LOW7968769705 5/16	5/17/24	5/31/24 N	7.16	7.16-	001648	5/31/24	0.00
			INV LWS182124050324095	5/06/24	5/31/24 N	5.98	5.98-	001648	5/31/24	0.00

A C C O U N T S P A Y A B L E
O P E N I T E M R E P O R T
S U M M A R Y

VENDOR	---- VENDOR NAME -----	PO	TYPE	INV NO#	INV DT	POST DT	1099	GROSS AMT	PAYMENTS	CHECK#	CHECK DT	----BALANCE---
01-004702 PCARD - FIFTH THIRD BANK ** CONTINUED **												
			INV	MARB 60063062	5/01/24	5/31/24	N	186.82	186.82-	001648	5/31/24	0.00
			INV	MEIJER 001192	5/16/24	5/31/24	N	57.22	57.22-	001648	5/31/24	0.00
			INV	MEIJER 036850	5/20/24	5/31/24	N	44.73	44.73-	001648	5/31/24	0.00
			INV	MEIJER 049297	5/20/24	5/31/24	N	71.96	71.96-	001648	5/31/24	0.00
			INV	MEIJER 05883	5/13/24	5/31/24	N	34.92	34.92-	001648	5/31/24	0.00
			INV	MEIJER 059478	5/22/24	5/31/24	N	43.61	43.61-	001648	5/31/24	0.00
			INV	MEIJER 077248	5/06/24	5/31/24	N	21.12	21.12-	001648	5/31/24	0.00
			INV	MEIJER 083290	5/14/24	5/31/24	N	10.78	10.78-	001648	5/31/24	0.00
			INV	MEIJER 095133	5/06/24	5/31/24	N	95.96	95.96-	001648	5/31/24	0.00
			INV	MEIJER050124	5/02/24	5/31/24	N	28.15	28.15-	001648	5/31/24	0.00
			INV	MEN63048319DF55605	5/17/24	5/31/24	N	49.90	49.90-	001648	5/31/24	0.00
			INV	MENAB58F45B0DE61C2	5/16/24	5/31/24	N	218.40	218.40-	001648	5/31/24	0.00
			INV	MENARDS - MAY 20	5/22/24	5/31/24	N	14.09	14.09-	001648	5/31/24	0.00
			INV	MENC38F85E307C8FB	5/15/24	5/31/24	N	5.56	5.56-	001648	5/31/24	0.00
			INV	METRO 062100	5/29/24	5/31/24	N	20.00	20.00-	001648	5/31/24	0.00
			INV	MTI-055489	5/14/24	5/31/24	N	890.00	890.00-	001648	5/31/24	0.00
			INV	NAPA 5736-754388	5/27/24	5/31/24	N	200.06	200.06-	001648	5/31/24	0.00
			INV	NAPA 751757 5/7	5/08/24	5/31/24	N	6.64	6.64-	001648	5/31/24	0.00
			INV	NAPA 752989	5/16/24	5/31/24	N	27.98	27.98-	001648	5/31/24	0.00
			INV	NEXTIVA 6/24	5/20/24	5/31/24	N	34.30	34.30-	001648	5/31/24	0.00
			INV	NICOR-CCMG 4/22/24	5/07/24	5/31/24	N	103.39	103.39-	001648	5/31/24	0.00
			INV	NICOR-CCWP 3/21/24	5/07/24	5/31/24	N	196.75	196.75-	001648	5/31/24	0.00
			INV	NICOR-FVRC 5/3/24	5/07/24	5/31/24	N	2,788.74	2,788.74-	001648	5/31/24	0.00
			INV	NICOR-MB 3/20/24	5/07/24	5/31/24	N	551.29	551.29-	001648	5/31/24	0.00
			INV	NICOR-SRC 3/21/24	5/07/24	5/31/24	N	1,189.22	1,189.22-	001648	5/31/24	0.00
			INV	NZ3145267117147710	5/30/24	5/31/24	N	111.45	111.45-	001648	5/31/24	0.00
			INV	PARAMONT5/6	5/07/24	5/31/24	N	787.50	787.50-	001648	5/31/24	0.00
			INV	PARTY CITY	5/27/24	5/31/24	N	1.51	1.51-	001648	5/31/24	0.00
			INV	PRESTIGE 24130	5/24/24	5/31/24	N	60.00	60.00-	001648	5/31/24	0.00
			INV	PRESTIGE 24131	5/24/24	5/31/24	N	60.00	60.00-	001648	5/31/24	0.00
			INV	PRTYCTY00521705252	5/23/24	5/31/24	N	31.18	31.18-	001648	5/31/24	0.00
			INV	REVOUTION- GWGWW	5/01/24	5/31/24	N	15.11	15.11-	001648	5/31/24	0.00
			INV	SAILRITES01894473	5/02/24	5/31/24	N	9.61	9.61-	001648	5/31/24	0.00
			INV	SAILRITES01949378	5/20/24	5/31/24	N	227.12	227.12-	001648	5/31/24	0.00
			INV	SAMS 006029	5/06/24	5/31/24	N	146.76	146.76-	001648	5/31/24	0.00
			INV	SAMS 071309	5/20/24	5/31/24	N	199.66	199.66-	001648	5/31/24	0.00
			INV	SAMS 087949	5/03/24	5/31/24	N	163.06	163.06-	001648	5/31/24	0.00
			INV	SAMS 099292	5/14/24	5/31/24	N	462.36	462.36-	001648	5/31/24	0.00
			INV	SAMS 10169884124	5/10/24	5/31/24	N	420.24	420.24-	001648	5/31/24	0.00
			INV	SAMS 10176572316	5/30/24	5/31/24	N	986.88	986.88-	001648	5/31/24	0.00
			INV	SAMS10174086636	5/23/24	5/31/24	N	848.98	848.98-	001648	5/31/24	0.00
			INV	SAUERS 5/15/24	5/16/24	5/31/24	N	28.44	28.44-	001648	5/31/24	0.00
			INV	SCW810218	5/24/24	5/31/24	N	130.35	130.35-	001648	5/31/24	0.00
			INV	SGD GOLF S25767	5/17/24	5/31/24	N	257.68	257.68-	001648	5/31/24	0.00
			INV	SMOKY 5/6/24	5/08/24	5/31/24	N	80.80	80.80-	001648	5/31/24	0.00
			INV	SO000038369-2	5/23/24	5/31/24	N	245.40	245.40-	001648	5/31/24	0.00
			INV	SPTY051720240233	5/20/24	5/31/24	N	16.99	16.99-	001648	5/31/24	0.00
			INV	STAPLES7632450500	5/17/24	5/31/24	N	73.05	73.05-	001648	5/31/24	0.00

A C C O U N T S P A Y A B L E
O P E N I T E M R E P O R T
S U M M A R Y

VENDOR	PO	TYPE	INV NO#	INV DT	POST DT	1099	GROSS AMT	PAYMENTS	CHECK#	CHECK DT	---BALANCE---
01-004904	DAVE CATALANI ** CONTINUED **										
	24-46030	INV	D/C- 1ST PLACE	5/02/24	5/10/24	N	420.00	420.00-	108723	5/10/24	0.00
						** TOTALS **	420.00	420.00-			0.00
01-004906	CONNOR LAWSON										
	24-46035	INV	INATION-1ST PL	5/02/24	5/24/24	N	475.00	475.00-	108802	5/24/24	0.00
						** TOTALS **	475.00	475.00-			0.00
01-004910	ACTION FENCE CONTRACTORS I										
	24-45920	INV	34713	5/07/24	5/17/24	N	11,250.00	11,250.00-	108746	5/17/24	0.00
						** TOTALS **	11,250.00	11,250.00-			0.00
01-004915	SPORT COURT MIDWEST INC										
	24-46005	INV	8785	5/06/24	5/10/24	N	77,800.00	77,800.00-	108742	5/10/24	0.00
						** TOTALS **	77,800.00	77,800.00-			0.00
01-004916	ONE STOP POOL CARE										
	24-46007	INV	06275-223	4/26/24	5/01/24	N	62,000.00	62,000.00-	108693	5/01/24	0.00
	24-46117	INV	PROP 40280 DEPOSIT	5/22/24	5/24/24	N	32,500.00	32,500.00-	108806	5/24/24	0.00
						** TOTALS **	94,500.00	94,500.00-			0.00
01-004917	TYLER LAWSON										
	24-46037	INV	E-1ST PLACE	5/02/24	5/10/24	N	475.00	475.00-	108735	5/10/24	0.00
						** TOTALS **	475.00	475.00-			0.00
01-004918	JEFF PATTISON										
	24-46038	INV	E-2ND PLACE	5/02/24	5/10/24	N	335.00	335.00-	108739	5/10/24	0.00
						** TOTALS **	335.00	335.00-			0.00
01-004919	ADAM FELLER										
	24-46036	INV	E-2ND PLACE	5/02/24	5/10/24	N	330.00	330.00-	108730	5/10/24	0.00
						** TOTALS **	330.00	330.00-			0.00
01-004920	ANTHONY GONZALEZ										
	24-46028	INV	D/C-1ST PLACE	5/02/24	5/10/24	N	420.00	420.00-	108731	5/10/24	0.00
						** TOTALS **	420.00	420.00-			0.00
01-004921	JEN POZZANI										
	24-46032	INV	D-1ST PLACE	5/02/24	5/10/24	N	420.00	420.00-	108740	5/10/24	0.00
						** TOTALS **	420.00	420.00-			0.00
01-004922	JEFF LEMMERHIRT										
	24-46033	INV	D-1ST PLACE	5/02/24	5/10/24	N	420.00	420.00-	108736	5/10/24	0.00
						** TOTALS **	420.00	420.00-			0.00
01-004923	BRANDON BUSKER										
	24-46039	INV	E-3RD PLACE	5/03/24	5/10/24	N	285.00	285.00-	108722	5/10/24	0.00
						** TOTALS **	285.00	285.00-			0.00
01-004924	RP RENTS LLC										

A C C O U N T S P A Y A B L E
O P E N I T E M R E P O R T
S U M M A R Y

VENDOR	---- VENDOR NAME -----									
	PO	TYPE INV NO#	INV DT	POST DT 1099	GROSS AMT	PAYMENTS	CHECK#	CHECK DT	----	BALANCE---
01-004924	RP RENTS LLC									
		** CONTINUED **								
	24-46080	INV 461754-1	4/09/24	5/24/24 Y	625.00	625.00-	108808	5/24/24		0.00
				** TOTALS **	625.00	625.00-				0.00
01-004925	CANAL CORRIDOR ASSOCIATION									
	24-46097	INV 09/04/24 MMM TOUR	5/14/24	5/31/24 N	650.00	650.00-	108817	5/31/24		0.00
				** TOTALS **	650.00	650.00-				0.00
01-004926	DAVID HELMICK									
		INV OFFICIAL 5/17	5/17/24	5/24/24 Y	90.00	90.00-	108798	5/24/24		0.00
				** TOTALS **	90.00	90.00-				0.00
01-1	MISC VENDOR (REFUNDS ONLY)									
		INV REC # 2013149.007	5/10/24	5/17/24 N	150.00	150.00-	108758	5/17/24		0.00
		INV REC # 2013162.007	5/14/24	5/17/24 N	21.00	21.00-	108769	5/17/24		0.00
		INV REC # 2014469.008	5/01/24	5/10/24 N	75.00	75.00-	108737	5/10/24		0.00
		INV REC# 2012951.007	3/22/24	5/17/24 N	60.00	60.00-	108756	5/17/24		0.00
		INV REC# 2013129.007	5/03/24	5/10/24 N	200.00	200.00-	108744	5/10/24		0.00
		INV REC# 2013206.007	5/28/24	5/31/24 N	100.00	100.00-	108818	5/31/24		0.00
		INV REC# 2014409.008	4/15/24	4/19/24 N	250.00	250.00-	108757	5/17/24		0.00
		INV REC# 2014482.008	5/06/24	5/10/24 N	60.00	60.00-	108724	5/10/24		0.00
				** TOTALS **	916.00	916.00-				0.00

A C C O U N T S P A Y A B L E
O P E N I T E M R E P O R T
S U M M A R Y

T O T A L S

	GROSS	PAYMENTS	BALANCE
PAID ITEMS	889,930.94	889,930.94CR	0.00
PARTIALLY PAID	0.00	0.00	0.00
UNPAID ITEMS	0.00	0.00	0.00
** TOTALS **	889,930.94	889,930.94CR	0.00

A C C O U N T S P A Y A B L E
O P E N I T E M R E P O R T
S U M M A R Y

** PRE-PAID INVOICES **

P R E P A I D T O T A L S

	GROSS	PAYMENTS	BALANCE
PAID ITEMS	0.00	0.00	0.00
PARTIALLY PAID	0.00	0.00	0.00
UNPAID ITEMS	0.00	0.00	0.00
** TOTALS **	0.00	0.00	0.00

ACCOUNTS PAYABLE
OPEN ITEM REPORT
SUMMARY

REPORT TOTALS

	GROSS	PAYMENTS	BALANCE
PAID ITEMS	889,930.94	889,930.94CR	0.00
PARTIALLY PAID	0.00	0.00	0.00
UNPAID ITEMS	0.00	0.00	0.00
VOIDED ITEMS	0.00	0.00	0.00
** TOTALS **	889,930.94	889,930.94CR	0.00

UNPAID RECAP

NUMBER OF HELD INVOICES	0
UNPAID INVOICE TOTALS	0.00
UNPAID DEBIT MEMO TOTALS	0.00
UNAPPLIED CREDIT MEMO TOTALS	0.00
** UNPAID TOTALS **	0.00

G/L EXPENSE DISTRIBUTION

ACCOUNT NUMBER	ACCOUNT NAME	AMOUNT
10 204000	DUE TO VILLAGE OF CAROL STREAM	54.00
10 209000	DUE TO CS PARKS FOUNDATION	1.00
10 209100	D/T CSP FOUNDATION-BIKE CLUB	340.00
10 217000	SECTION 125	167.87
10 5-00-00-558	SECURITY SERVICES	569.48
10 5-00-00-565	BACKGROUND CHECKS-EMPLOYEES	513.00
10 5-00-00-566	BACKGROUND CHECKS-NON-EMPLOYEE	427.50
10 5-00-00-610	PDRMA PROPERTY	4,857.01
10 5-00-00-611	PDRMA LIABILITY	2,449.04
10 5-00-00-612	PDRMA EMPLOYMENT	870.97
10 5-00-00-613	PDRMA POLLUTION	150.89
10 5-00-00-614	PDRMA WORKMENS COMP	4,358.36
10 5-00-00-617	CYBER LIABILITY COVERAGE	236.36
10 5-00-00-651	MINOR EQUIPMENT-SAFETY	74.85
10 5-00-00-800	CAPITAL EQUIPMENT	11,250.00
10 5-10-00-540	SECTION 125 PLAN	50.00
10 5-10-00-546	TELEPHONE	192.46
10 5-10-00-556	MAINTENANCE CONTRACTS	5,177.64

A C C O U N T S P A Y A B L E
O P E N I T E M R E P O R T
S U M M A R Y

G/L EXPENSE DISTRIBUTION

ACCOUNT NUMBER	ACCOUNT NAME	AMOUNT
10 5-10-00-559	TRAINING/SEMINARS	948.41
10 5-10-00-560	MEETINGS	35.00
10 5-10-00-590	OTHER SERVICES	26.00
10 5-10-00-620	STAFF INCENTIVE	64.96
10 5-10-00-647	MINOR EQUIPMENT-SAFETY	567.58
10 5-10-00-652	OFFICE SUPPLIES	1,071.47
10 5-10-00-668	COMMISSIONER EXPENSE	102.03
10 5-10-00-671	PROMOTIONAL SUPPLIES	675.05
10 5-10-00-690	DEPARTMENT SUPPLIES	418.44
10 5-12-00-500	MARKETING GENERAL EXPENSE	3.57CR
10 5-12-00-546	TELEPHONE	52.19
10 5-12-00-553	PRINTING	45.00
10 5-12-00-559	TRAINING/SEMINAR	75.00
10 5-12-00-570	CONTRACTUAL SERVICES	755.00
10 5-12-00-590	OTHER SERVICES	224.32
10 5-12-00-658	PHOTOGRAPHIC SUPPLIES	23.45
10 5-15-00-500	PARKS GENERAL EXPENSE	1,710.65
10 5-15-00-546	TELEPHONE	183.10
10 5-15-00-547-083	ELECTRIC-ARMSTRONG PARK NORTH	354.92
10 5-15-00-547-085	ELECTRIC-ARMSTRONG PARK SOUTH	764.99
10 5-15-00-547-086	ELECTRIC-BIERMAN	32.23
10 5-15-00-547-089	ELECTRIC-HAMPE	60.46
10 5-15-00-547-093	ELECTRIC-MEMORIAL PARK	20.93
10 5-15-00-547-094	ELECTRIC-POND AERATORS	24.52
10 5-15-00-547-095	ELECTRIC-RED HAWK	179.44
10 5-15-00-547-096	ELECTRIC-SLEPICKA	34.13
10 5-15-00-547-097	ELECTRIC-UNDERPASS IL64	57.58
10 5-15-00-547-098	ELECTRIC-CAROLSHIRE PARK	36.38
10 5-15-00-548	REFUSE	1,594.89
10 5-15-00-549	PORT-O-LETS	2,192.26
10 5-15-00-554	ADVERTISING	75.00
10 5-15-00-555	PUBLIC NOTICES	71.30
10 5-15-00-556	MAINTENANCE CONTRACTS	280.00
10 5-15-00-556-048	MAINT CONTRACTS-LANDSCAPE	43,015.00
10 5-15-00-559	TRAINING/SEMINARS	319.28
10 5-15-00-560	MEETINGS	169.46
10 5-15-00-650	EQUIPMENT RENTAL	885.96
10 5-15-00-651	MINOR EQUIPMENT	150.00
10 5-15-00-652	OFFICE SUPPLIES	9.97
10 5-15-00-653	HORTICULTURAL SUPPLIES	1,512.00
10 5-15-00-653-060	HORTICULTURE SUPPLIES-MEM TREE	319.18
10 5-15-00-659	VEHICLE FUELS	1,950.94
10 5-15-00-662-045	ATHLETIC FIELD MAINT-BASEBALL	1,130.00
10 5-15-00-662-047	ATHLETIC FIELD MAINT-SOCCER	59.40
10 5-15-00-663	VEHICLE REPAIRS	3,793.22
10 5-15-00-664	REPAIR/MAINT MATERIALS	931.97
10 5-15-00-664-058	REPAIR/MAINT MAT-VANDALISM	787.50

A C C O U N T S P A Y A B L E
O P E N I T E M R E P O R T
S U M M A R Y

G/L EXPENSE DISTRIBUTION

ACCOUNT NUMBER	ACCOUNT NAME	AMOUNT
10 5-15-00-673	TOOL REPAIR & PARTS	299.00
10 5-15-00-711	RED HAWK PARK	2,298.16
10 5-28-00-543	CABLE	91.82
10 5-28-00-544	GAS	551.29
10 5-28-00-545	WATER/SEWER	21.47
10 5-28-00-546	TELEPHONE/INTERNET	594.52
10 5-28-00-547	ELECTRIC	477.43
10 5-28-00-548	REFUSE	266.11
10 5-28-00-556	MAINTENANCE CONTRACTS	280.00
10 5-28-00-562	REPAIR SERVICES	6,625.00
10 5-28-00-651	MINOR EQUIPMENT FACILITY	79.98
10 5-28-00-664	REPAIR/MAINT SUPPLIES	154.65
10 5-62-00-546	TELEPHONE	104.37
10 5-62-00-690	DEPARTMENT SUPPLIES	56.95
	** FUND TOTAL **	111,428.17
11 5-00-00-713	TECHNOLOGY	2,182.10
11 5-00-00-723	FOUNTAIN VIEW REC CENTER	10,500.00
11 5-00-00-800	CAPITAL EQUIPMENT	8,695.33
	** FUND TOTAL **	21,377.43
12 5-00-00-748	FVRC POOL IMPROVEMENTS	94,500.00
	** FUND TOTAL **	94,500.00
20 205000	REGISTRATION CLIENT PAYABLE	916.00
20 206136	D/T EC/PRESCHOOL FUNDRAISER	324.36
20 206216	D/T THEATRE FUNDRAISER	26.00
20 206221	D/T DANCE COMPANY FUNDRAISER	97.96
20 206222	D/T DANCE FUNDRAISER	573.32
20 206902	D/T GYMNAST SPRINGER FUNDRAISE	734.25
20 207060	D/T PGM MERCH SALES TAX	288.17
20 207065	D/T CCMG SALES TAX	3.66
20 207991	D/T MCCASLIN CONC SALES TAX	1,622.10
20 207992	D/T FVRC CONC SALES TAX	176.81
20 4-14-00-481-991	RECOVERY OF COST-MCCAS CONCES	28.10CR
20 4-14-00-481-992	RECOVERY OF COST-FVRC CONCES	2.81CR
20 4-60-00-481	RECOVERY OF COST-RECREATION	5.17CR
20 4-60-00-481-665	RECOVERY OF COST-CCMG	0.34
20 4-60-23-472-224	MERCH RESALE-DANCE RECITAL	6.00
20 5-12-00-553	ADVERTISING PRINT	2,985.64
20 5-12-00-554	ADVERTISING DIGITAL	73.15
20 5-12-00-592	PROGRAM SUPPLIES	793.72
20 5-12-00-651	MINOR EQUIPMENT	109.83
20 5-13-00-543	CABLE	250.69
20 5-13-00-544	GAS	2,788.74
20 5-13-00-545	WATER/SEWER	1,581.47
20 5-13-00-546	TELEPHONE/INTERNET	1,478.00

A C C O U N T S P A Y A B L E
O P E N I T E M R E P O R T
S U M M A R Y

G/L EXPENSE DISTRIBUTION

ACCOUNT NUMBER	ACCOUNT NAME	AMOUNT
20 5-13-00-547	ELECTRIC	18,794.81
20 5-13-00-548	REFUSE	700.49
20 5-13-00-556	MAINTENANCE CONTRACTS	6,057.39
20 5-13-00-562	REPAIR SERVICES	2,148.11
20 5-13-00-651	MINOR EQUIPMENT FACILITY	2,890.74
20 5-13-00-654	CHEMICALS-POOL	4,762.37
20 5-13-00-656	JANITORIAL SUPPLIES	959.26
20 5-13-00-664	REPAIR & MAINT SUPPLIES	690.44
20 5-14-00-544-991	GAS - MCCASLIN CONCESSIONS	226.14
20 5-14-00-546	TELEPHONE	304.25
20 5-14-00-548-991	REFUSE-MCCASLIN CONCESSIONS	252.33
20 5-14-00-556	MAINTENANCE CONTRACTS	175.00
20 5-14-00-559	TRAINING	98.00
20 5-14-00-562-991	REPAIR SRVS-MCCASLIN CONCESSIO	756.25
20 5-14-00-568-991	PERMITS/LICENSES-MCCASLIN CONC	2,436.00
20 5-14-00-640-991	DRY GOODS SUPPLIES-MCCASLIN	2,514.59
20 5-14-00-642-991	MCCAS-PERISHABLE FOOD SUPPLIES	21,658.13
20 5-14-00-643-991	MCCAS-NON-ALCOH BEV SUPPLIES	4,988.31
20 5-14-00-644-991	MCCAS-ALCOHOLIC BEV SUPPLIES	4,066.65
20 5-14-00-645-991	MCCAS-CONTRACT PERISHABLE FOOD	385.57
20 5-14-00-645-992	FVRC-CONTRACT PERISHABLE FOOD	275.93
20 5-14-00-651-991	MINOR EQMT FAC-MCCASLIN CONC	312.49
20 5-14-00-656-991	JANITORIAL SUPP-MCCASLIN CONC	251.59
20 5-14-00-657	CLOTHING - CONCESSIONS	360.00
20 5-14-00-665-991	SAFETY SUPPLIES-MCCASLIN CONC	137.26
20 5-14-00-690-991	DEPT SUPPLIES MCCAS CONCESSION	23.90
20 5-15-00-546	TELEPHONE	52.19
20 5-23-00-543	CABLE	10.50
20 5-23-00-544	GAS	1,189.22
20 5-23-00-545	WATER/SEWER	19.19
20 5-23-00-546	TELEPHONE/INTERNET	3,037.69
20 5-23-00-547	ELECTRIC	3,408.10
20 5-23-00-548	REFUSE	547.77
20 5-23-00-556	MAINTENANCE CONTRACTS	1,285.00
20 5-23-00-651	MINOR EQUIPMENT FACILITY	376.89
20 5-23-00-656	JANITORIAL SUPPLIES	838.25
20 5-23-00-664	REPAIR & MAINT SUPPLIES	223.62
20 5-24-00-544	GAS	196.75
20 5-24-00-545-087	WATER/SEWER-CORAL COVE	172.70
20 5-24-00-547	ELECTRIC	421.23
20 5-24-00-556	MAINTENANCE CONTRACTS	7,853.05
20 5-24-00-562	REPAIR SERVICES	3,305.02
20 5-24-00-650	EQUIPMENT RENTAL	683.20
20 5-24-00-651	MINOR EQUIPMENT FACILITY	440.20
20 5-24-00-654	CHEMICALS - POOL	6,202.21
20 5-24-00-656	JANITORIAL SUPPLIES	1,870.90
20 5-24-00-664	REPAIR & MAINT SUPPLIES	351.65

A C C O U N T S P A Y A B L E
O P E N I T E M R E P O R T
S U M M A R Y

G/L EXPENSE DISTRIBUTION

ACCOUNT NUMBER	ACCOUNT NAME	AMOUNT
20 5-26-00-544	GAS	135.15
20 5-26-00-547	ELECTRIC	135.15
20 5-26-00-556	MAINTENANCE CONTRACTS	524.70
20 5-60-00-543-641	CABLE - RENTAL FIELDS	132.08
20 5-60-00-546	TELEPHONE	469.69
20 5-60-00-553	PRINTING-RECREATION	32.24
20 5-60-00-553-695	PRINTING-SPONSORSHIP/ADVERTISE	114.60
20 5-60-00-554	ADVERTISING-RECREATION	165.00
20 5-60-00-560	MEETING	70.00
20 5-60-00-590	OTHER SERVICES	16.99
20 5-60-00-592-622	PGM SUP - LOCAL EVENTS	371.35
20 5-60-00-592-642	RENTAL FVRC SUPPLIES	410.53
20 5-60-00-592-665	PGM SUP - CCMG SPECIAL EVENTS	474.21
20 5-60-00-592-695	PGM SUP-SPONS/ADVERTISING	1,771.77
20 5-60-00-593-665	CONCESSION SUPPLIES - CCMG	853.14
20 5-60-00-595-641	FIELD RENTALS SERVICES	640.00
20 5-60-00-595-642	RENTAL FVRC SERVICES	7.95
20 5-60-00-595-665	PGM SRVS - CCMG GENERAL	60.00
20 5-60-00-649-665	MINOR EQUIPMENT PROGRAMS	235.58
20 5-60-00-651-641	MINOR EQMT RENTAL FIELDS	1,080.77
20 5-60-00-667	AUTO REIMBURSEMENT	40.00
20 5-60-00-690	DEPARTMENT SUPPLIES	113.82
20 5-60-00-690-665	DEPARTMENT SUPPLIES	257.68
20 5-60-16-592-135	PGM SUP - PRESCHOOL	105.82
20 5-60-17-595-145	PGM SRV - E C PROGRAMS	1,759.50
20 5-60-20-592-203	PGM SUP - YOUTH B-DAY PARTIES	187.27
20 5-60-20-595-203	PGM SRV - YOUTH B-DAY PARTIES	676.00
20 5-60-21-595-205	PGM SRV - SPECIAL INTEREST	468.00
20 5-60-23-592-215	PGM SUP - YOUTH THEATRE	920.27
20 5-60-23-592-220	PGM SUP - SEASONAL DANCE	129.65
20 5-60-23-592-221	PGM SUP-COMPETITIVE DANCE	30.67CR
20 5-60-23-592-224	PGM SUP - DANCE RECITAL	40.39
20 5-60-23-595-220	PGM SRV - SEASONAL DANCE	701.40
20 5-60-23-595-224	PGM SRV - DANCE RECITAL	16.99
20 5-60-23-595-420	PGM SRV - ADULT DANCE	408.00
20 5-60-27-546-235	TELEPHONE-AWESOME ADVENT CAMPS	156.56
20 5-60-27-592-234	PGM SUP-OUTDOOR ADVENTURE CAMP	1,357.72
20 5-60-27-592-235	PGM SUP-AWESOME ADVENTURE CAMP	2,641.25
20 5-60-27-595-234	PGM SRV-OUTDOOR ADVENTURE CAMP	416.37
20 5-60-27-595-235	PGM SRV-AWESOME ADVENTURE CAMP	2,878.92
20 5-60-27-596-234	PGM TRANS-OUTDOOR ADVENT CAMP	396.95
20 5-60-27-665-234	SAFETY SUPPLIES-OUTDR ADVEN CP	117.29
20 5-60-27-665-235	SAFETY SUPPLIES-AWS ADVEN CAMP	122.34
20 5-60-28-592-237	PGM SUP - YOUTH VOLLEYBALL	311.04
20 5-60-28-592-262	PGM SUP-YTH SUMMER BASKETBALL	16.00
20 5-60-28-592-272	PGM SUP - YTH SPRING SOCCER	6.50
20 5-60-28-592-860	PGM SUP-YTH BB/SB LEAGUES	3,322.88

A C C O U N T S P A Y A B L E
O P E N I T E M R E P O R T
S U M M A R Y

G/L EXPENSE DISTRIBUTION

ACCOUNT NUMBER	ACCOUNT NAME	AMOUNT
20 5-60-28-592-870	PGM SUP - YTH TRAVEL SB	656.60
20 5-60-28-595-237	PGM SRV - YOUTH VOLLEYBALL	2,721.00
20 5-60-28-595-272	PGM SRV - YTH SPRING SOCCER	1,771.00
20 5-60-28-595-860	PGM SRV-YTH BB/SB LEAGUES	3,807.50
20 5-60-28-595-870	PGM SRV - YTH TRAVEL SB	724.00
20 5-60-28-665-260	SAFETY SUPPLIES-YTH BASKETBALL	122.70
20 5-60-29-546-290	TELEPHONE-YTH B/A SCHOOL	365.31
20 5-60-37-592-327	PGM SUP - MS AFTER HOURS	21.64
20 5-60-48-592-434	PGM SUP - ADULT SB TOURNAMENTS	5,169.75
20 5-60-48-592-440	PGM SUP - ADULT SPORTS LEAGUES	432.43
20 5-60-48-595-434	PGM SRV - ADULT SB TOURNAMENTS	3,730.00
20 5-60-48-595-435	PGM SRV - ADULT SOFTBALL	1,722.00
20 5-60-48-595-440	PGM SRV - ADULT SPORTS LEAGUES	1,739.00
20 5-60-48-665-435	SAFETY SUPPLIES-ADULT SOFTBALL	122.70
20 5-60-55-592-520	PGM SUP-ADULT TRIPS	53.00
20 5-60-55-595-520	PGM SRV-ADULT TRIPS	5,012.88
20 5-60-55-595-525	PGM SRV-ADULT OVERNIGHT TRIPS	5,980.00
20 5-60-64-592-610	PGM SUP - FAMILY SPECIAL EVENT	182.61CR
20 5-60-70-570-700	CONTRACTUAL SRVS-FVRC POOL	35,166.85
20 5-60-70-570-750	CONTRACTUAL SRVS-CCWP	65,782.17
20 5-60-70-592-750	PGM SUP-GENERAL SWIM	496.17
20 5-60-70-595-750	PGM SRV-GENERAL SWIM	60.00
20 5-60-80-543-800	CABLE - FITNESS CENTER	376.03
20 5-60-80-562-800	REPAIR SERVICES-FITNESS	2,876.04
20 5-60-80-592-800	PGM SUP-FITNESS CENTR-MEM/PASS	598.47
20 5-60-80-595-800	PGM SRV-FITNESS CENTR-MEM/PASS	88.00
20 5-60-80-649-800	MINOR EQUIPMENT-FITNESS	157.50
20 5-60-80-671-800	PROMOTION SUPPLIES-FITNESS	125.67
20 5-60-91-592-905	PGM SUP - GYMNAS TIC INSTRUCTNL	250.48
20 5-64-00-545	WATER/SEWER-MCCAS FIELDS	96.74
20 5-64-00-547	ELECTRIC-MCCASLIN FIELDS	1,627.45
20 5-64-00-548	REFUSE-MCCASLIN FIELDS	252.33
20 5-64-00-556	MAINTENANCE CONTRACTS	623.99
20 5-64-00-651	MINOR EQUIPMENT	59.36
20 5-64-00-653	HORTICULTURE SUPP-MCCAS FIELDS	46.00
20 5-64-00-656	JANITORIAL SUPPLIES	362.78
20 5-64-00-664	REPAIR/MAINT MATERIALS	5.56
20 5-65-00-544	GAS	103.39
20 5-65-00-546	TELEPHONE/INTERNET	304.26
20 5-65-00-547	ELECTRIC	310.00
20 5-65-00-548	REFUSE	336.45
20 5-65-00-556	MAINTENANCE CONTRACTS	175.00
20 5-65-00-562	REPAIR SERVICES	1,440.00
20 5-65-00-568	PERMITS/LICENSES	265.75
20 5-65-00-650	EQUIPMENT RENTAL	60.00
20 5-65-00-664	REPAIR & MAINT SUPPLIES	164.94
	** FUND TOTAL **	294,924.58

A C C O U N T S P A Y A B L E
O P E N I T E M R E P O R T
S U M M A R Y

G/L EXPENSE DISTRIBUTION

ACCOUNT NUMBER	ACCOUNT NAME	AMOUNT
25 5-00-00-549	PORT-O-LETS	548.07
25 5-00-00-605	DONATIONS	200.00
25 5-00-00-765	ADA PARK IMPROVEMENTS	26,362.50
	** FUND TOTAL **	27,110.57
32 5-00-00-710	ARMSTRONG PARK	77,800.00
32 5-00-00-800	CAPITAL EQUIPMENT	13,286.50
32 5-00-00-802	FURNITURE/FIXTURES/EQMT	18,237.00
	** FUND TOTAL **	109,323.50
42 5-75-00-722	COMMUNITY PARK	4,000.00
42 5-75-00-772	WALTER PARK	227,266.69
	** FUND TOTAL **	231,266.69

	** TOTAL **	889,930.94

A C C O U N T S P A Y A B L E
O P E N I T E M R E P O R T
S U M M A R Y

DEPARTMENT TOTALS

DEPARTMENT	DEPARTMENT NAME	AMOUNT
10	NON-DEPARTMENTAL	562.87
10 00	ANCILLARY FUNDS	25,757.46
10 10	FINANCE/ADMINISTRATION	9,329.04
10 12	MARKETING/COMMUNICATION	1,171.39
10 15	PARKS	65,303.82
10 28	MAINTENANCE FACILITY	9,142.27
10 62	REGISTRATION SERVICES	161.32
	** FUND TOTAL **	111,428.17
11 00	CORP REPAIR & REPLACEMENT	21,377.43
	** FUND TOTAL **	21,377.43
12 00	REC REPAIR & REPLACEMENT	94,500.00
	** FUND TOTAL **	94,500.00
20	NON-DEPARTMENTAL	4,762.63
20 12	MARKETING/COMMUNICATION	3,962.34
20 13	FOUNTAIN VIEW REC CENTER	43,102.51
20 14	CONCESSIONS	39,191.48
20 15	FACILITIES	52.19
20 23	SIMKUS FACILITY	10,936.23
20 24	CORAL COVE	21,496.91
20 26	EVERGREEN GYM FACILITY	795.00
20 60	RECREATION	164,391.29
20 64	MCCASLIN FIELDS	3,074.21
20 65	MINIATURE GOLF	3,159.79
	** FUND TOTAL **	294,924.58
25 00	SPECIAL RECREATION	27,110.57
	** FUND TOTAL **	27,110.57
32 00	CAPITAL IMPROVEMENT FUND	109,323.50
	** FUND TOTAL **	109,323.50
42 75	2021 CAPITAL IMPROVEMENTS	231,266.69
	** FUND TOTAL **	231,266.69

	** TOTAL **	889,930.94

0 ERRORS
0 WARNINGS

SELECTION CRITERIA

VENDOR SET: ALL
 VENDOR: THRU ZZZZZZ
 VENDOR CLASS: ALL
 BANK CODES: Include: APBNK
 1099 BOX: All
 COMMENT CODES: All
 HOLD STATUS: Both
 AP BALANCE AS OF: 0/00/0000
 ADVANCED SELECTION: YES

ITEM SELECTION: PAID ITEMS
 FUNDS: All
 ACCOUNT RANGE: THRU ZZZZZZZZZZZZZZZZ
 ITEM AMOUNT: 999,999,999.00CR THRU 999,999,999.00

PRINT OPTIONS:

SEQUENCE: VENDOR NUMBER
 REPORT TYPE: SUMMARY
 SORT TRANSACTIONS BY DATE: NO
 G/L ACCOUNTS/PROJECTS: YES
 ONE VENDOR PER PAGE: NO
 ONE DEPARTMENT PER PAGE: NO
 PRINT STUB COMMENTS: NO
 PRINT COMMENT CODES: None
 PRINT W/ PO ONLY: NO

DATE SELECTION:

PAYMENT DATE: 5/01/2024 THRU 5/31/2024
 ITEM DATE: 0/00/0000 THRU 99/99/9999
 POSTING DATE: 0/00/0000 THRU 99/99/9999

To: Board of Commissioners
From: Lisa Scumaci, Director of Finance & IT
Date: June 10, 2024
Discussion: Post Bond Issuance -
Annual Tax Compliance Report

Agenda Item #: 6D

Pursuant to my responsibilities as the Compliance Officer as set forth in a Bond Record Keeping Policy (the “*Policy*”) adopted by the Board of Park Commissioners (the “*Board*”) of the Carol Stream Park District, DuPage County, Illinois (the “*District*”), on November 10, 2014, I have prepared a report reviewing the District’s contracts and records to determine whether the Tax Advantaged Obligations (as defined in the Policy), comply with the applicable federal tax requirements. In accordance with the proceedings and agreements under which the Tax Advantaged Obligations were issued, the District has covenanted generally to take all action necessary to comply with the applicable federal tax rules and regulations relating to the Tax Advantaged Obligations, including covenants necessary to preserve the excludability of interest on the Tax Advantaged Obligations from gross income for federal income taxation purposes. The following sets forth a summary demonstrating the District’s compliance with such covenants and expectations.

- (a) **Records.** I have in my possession all of the records required under the Policy.
- (b) **Arbitrage Rebate Liability.** I have reviewed the agreements of the District with respect to each issue of the Tax Advantaged Obligations. At this time, the District does not have any rebate liability to the U.S. Treasury.
- (c) **Contract Review.** I have reviewed copies of all contracts and agreements of the District, including any leases, with respect to the use of any property owned by the District and acquired, constructed or otherwise financed or refinanced with the proceeds of the Tax Advantaged Obligations and other records. At this time, each issue of the Tax Advantaged Obligations complies with the federal tax requirements applicable to such issue, including restrictions on private business use, private payments, and private loans.
- (d) **IRS Examinations or Inquiries.** The Internal Revenue Service (the “*IRS*”) has not commenced an examination of any issue of the Tax Advantaged Obligations. The IRS has not requested a response to a compliance check, questionnaire, or other inquiry.

Based upon the foregoing, I believe that the District is currently in compliance with the applicable tax law requirements and no further action is necessary at this time. This report will be entered into the records of the District.

Respectfully submitted this 10th day of June, 2024.

By _____
Lisa Scumaci, Compliance Officer

* _ * _ * _ * _ * _ * _ * _ * _ * _ * _ * _ * _ * _ * _ * _ *

Attachment – a sample checklist is attached. A formal checklist has been completed and will be kept on file along with this report for these outstanding Issues:

- General Obligation Taxable Capital Appreciation Bonds of 2011A
- General Obligation Refunding Park Bonds of 2016
- General Obligation Limited Tax Refunding Park Bonds 2020A
- Taxable General Obligation Limited Tax Refunding Park Bonds 2020B
- General Obligation Refunding Park Bonds Series 2020C
- Taxable General Obligation Refunding Park Bonds Series 2020D
- Taxable General Obligation Limited Tax Park Bonds Series 2021A
- Taxable General Obligation Refunding Park Bonds Series 2021B

POST ISSUANCE COMPLIANCE CHECKLIST

SAMPLE

(THIS CHECKLIST IS REVIEWED FOR EACH OF THE DISTRICT'S OUTSTANDING BOND ISSUES)

Responsible Person for Debt Management Activities	Director of Finance / Board Treasurer
Bond Counsel	Chapman and Cutler LLP
Underwriter	Robert W. Baird & Co., Incorporated
Paying Agent/Escrow Agent	Zions Bank
Rebate Service	
Other:	

A. FEDERAL TAX LAW REQUIREMENTS

1. General Matters.

- (a) Location of complete bond transcript: _____
- (b) Have there been any "significant modifications" to the bond documents? If so, this could result in a reissuance. You may need proof of filing a new Form 8038-G plus a final rebate calculation on the pre-modified bonds.

2. Monitor the Use of Proceeds and Financed Facilities.

- (a) Do you have any no private business use arrangements with any private entities (includes the federal government)?
- (b) Have you taken any actions Re: the Financed Facilities?
- (i) Sale?
 - (ii) Leases?
 - (iii) Management contracts"?
 - (iv) "Special legal entitlements"?

3. Arbitrage.

- (a) Rebate¹.
- (i) First installment of arbitrage rebate generally is due on the fifth anniversary of bond issuance plus 60 days.

¹ To calculate rebate one must have at least (i) complete records of all payments of principal and interest made on the Bonds and (ii) all investment income received on the investment of Bond proceeds.

- (ii) Succeeding installments every five years.
 - (iii) Final installment 60 days after retirement of last bonds of issue.
 - (iv) Monitor expenditures prior to semi-annual target dates for six-month, 18-month, or 24-month spending exception.
- (b) Monitor expenditures generally against date of issuance expectations for three-year temporary period.
 - (c) For advance refunding escrows, confirm that any scheduled purchases of 0% SLGS are made on scheduled date.

4. Record Retention.

- (a) Maintain general records relating to issue for life of issue plus any refunding plus three years.
- (b) Maintain special records required by safe harbor for investment contracts or defeasance escrows.
- (c) Maintain record of identification on issuer's books and records of "qualified hedge" contracts and all payments and receipts thereunder.

B. SECURITIES LAW DISCLOSURE REQUIREMENTS

1. SEC Rule 15c2-12 Requirements².

- (a) Did the District execute and deliver a continuing disclosure undertaking ("CDU") in connection with the Bond issue? Was it a limited or a full CDU? If you are obligated to provide certain information to the market and fail to do so, subsequent attempts to access the market may be penalized.
- (b) Periodically determine that required CDU filings have been prepared, sent to and received by EMMA.
- (c) Information required to be provided to EMMA:
 - (i) Annual Reports.
 - (1) Quantitative financial information and operating data disclosed in official statement.
 - (2) Audited financial statements.

² Disclosures must be made via the Municipal Securities Rulemaking Board's Electronic Municipal Market Access ("EMMA") system. Material filed at EMMA will be open to the public for free.

- (ii) Other information.
 - (1) Change of fiscal year.
 - (2) Other information specified in CDU.

(d) Reportable Event Disclosure.

Notification by obligated person to EMMA, in timely manner, of any of the following events with respect to the Bonds:

- (i) Principal and interest payment delinquencies.
 - (ii) Non-payment related defaults, if material.
 - (iii) Unscheduled draws on debt service reserves reflecting financial difficulties.
 - (iv) Unscheduled draws on credit enhancements reflecting financial difficulties.
 - (v) Substitution of credit or liquidity providers, or their failure to perform.
 - (vi) Adverse tax opinions, the issuance by the IRS of proposed or final determinations of taxability, Notices of Proposed Issue (IRS Form 5701-TEB) or other material notices or determinations with respect to the tax status of the bonds, or other material events affecting the tax status of the bonds.
 - (vii) Modifications to rights of holders of the bonds, if material.
 - (viii) Bond calls and tender offers.
 - (ix) Defeasances.
 - (x) Release, substitution or sale of property securing repayment of the bonds.
 - (xi) Rating changes.
 - (xii) Bankruptcy, insolvency, receivership or similar event of the District.
 - (xiii) The consummation of a merger, consolidation, or acquisition involving the District or the sale of all or substantially all of the assets of the District, other than in the ordinary course of business, the entry into a definitive agreement to undertake such an action or the termination of a definitive agreement relating to any such actions, other than pursuant to its terms, if material.
 - (xiv) Appointment of a successor or additional trustee or the change of name of a trustee, if material.
- (e) Failure of the District to timely file financial information (including audited financial statements) and operating data with EMMA.

2. Notification to Underwriters of Bonds.

Determine if the bond purchase agreement requires the District to notify underwriters for a specified period of time of any fact or event that might cause the official statement to contain any untrue statement of material fact or omit to state a material fact necessary to make the statements made therein, in light of the circumstances in which they were made, not misleading.

3. Information Required to be Filed with Other Entities.

- (a) Rating Agency(ies).
- (b) Bond Insurer.
- (c) Credit Enhancer.

Examples:

- (i) Financial records.
 - (1) Annual.
 - (2) Quarterly.
- (ii) Budgets.
- (iii) Issuance of additional bonds.
- (iv) Events of default.
- (v) Notices of redemption.
- (vi) Amendments to bond documents.

C. MISCELLANEOUS

1. Financial Covenants.

Monitor rate or other covenants.

2. Investments.

Monitor permitted investments restrictions.

PLEASE NOTE: This checklist is by its nature not comprehensive. No checklist can ever be a complete safeguard. Federal tax law compliance depends upon all of the relevant facts and circumstances in the particular transaction. Nonetheless, checklists can help provide a methodology for compliance.

The joint task force between the National Association of Bond Lawyers and the Government Finance Officers Association has prepared a more comprehensive "Tax Compliance Checklist—Post Issuance," which can be found at [www.http://www.gfoa.org/downloads/PostIssuanceCompliance](http://www.gfoa.org/downloads/PostIssuanceCompliance) .

To: Board of Commissioners
From: Sue Rini, Executive Director
Date: June 10, 2024
Approval: Ordinance No. 576 Park District Surplus **Agenda Item # 6E**

Issue

Should the Board approve Ordinance No. 576 declaring certain Park District property as surplus.

Background/Reasoning

The Park District staff would like to declare the following as surplus:

QUANTITY	EQUIPMENT
1	65" Samsung TV CU7000D
1	Windsor Chariot 3 iScrub 26 Floor Scrubber
1	Volleyball net

Supporting Documents

Ordinance No. 576

Cost

There is no cost associated with this item.

Public/Customer Impact

These items will be offered for sale or thrown away.

Recommendation

That the Board make a motion to approve Ordinance No. 576 declaring certain Park District property as surplus.

ORDINANCE NO. 576
ORDINANCE DECLARING CERTAIN PARK
DISTRICT PERSONAL PROPERTY AS SURPLUS
AND AUTHORIZING SALE OR DISPOSAL

WHEREAS, the Carol Stream Park District, DuPage County, Illinois has accumulated certain personal property which has been used for various park purposes, specifically the items described in Exhibit A; and

WHEREAS, staff has determined that the subject items are beyond useful service life; and

WHEREAS, the Illinois Park District Code authorizes the Park District to dispose of items of personal property, when in the opinion of three-fifths of the members of the Board of Park Commissioners then holding office such property is no longer necessary, useful to, or for the best interests of the Park District; and

WHEREAS, Park District staff has made preliminary arrangements for the disposal of the equipment and personal property through trade in, sealed bid auction, competitive bid, or salvage.

NOW, THEREFORE BE IT AND IT IS HEREBY ORDAINED BY THE BOARD OF PARK COMMISSIONERS OF THE CAROL STREAM PARK DISTRICT, DUPAGE COUNTY, AS FOLLOWS:

Section One:

It is hereby found and determined by the Board of Park Commissioners of the Carol Stream Park District that the following items of personal property is no longer necessary, useful to or for the best interests of this Park District:

- A. The property described in Exhibit A attached hereto and incorporated herein by reference.

Section Two:

That the park district staff is hereby authorized to convey or sell the personal property described in Section One of this Ordinance in any manner that it may designate, with or without advertising the sale, at any time following the adoption of this ordinance.

Section Three:

This ordinance shall be effective immediately upon passage and approval by a three-fifths majority of the members of this Board of Park Commissioners.

Section Four:

All prior ordinances, resolutions, motions, orders or policies in conflict herewith, be and the same hereby are, repealed to the extent of the conflict herewith.

Section Five:

If any clause or provision of this Ordinance shall be adjudged invalid or unenforceable by a court of competent jurisdiction or by operation of any applicable law, it shall not affect the validity of any other clause or provision, which shall remain in full force and effect.

Roll Call Vote:

Ayes: _____

Nays: _____

Abstain: _____

Dated: June 10, 2024

President, Board of Park Commissioners

ATTEST: _____
Secretary, Board of Park Commissioners

STATE OF ILLINOIS)

) SS

COUNTY OF DUPAGE)

CERTIFICATION OF ORDINANCE AND MINUTES

I, the undersigned, do hereby certify that I am the duly qualified and acting Secretary of the Board of Park Commissioner (the “Board”) of the Carol Stream Park District, DuPage County, Illinois (the “District”), and as such official I am the keeper of the records and files of the District and the Board.

I do further certify that the foregoing constitutes a full, true and complete transcript of the minutes of the meeting of the Board held on the 10th day of June, insofar as same relates to the adoption of Ordinance No. 576 entitled:

AN ORDINANCE declaring certain park district personal property as surplus and authorizing sale or disposal.

A true, correct and complete copy of which said ordinance as adopted at said meeting appears in the foregoing transcript of the minutes of said meeting.

I do further certify that the deliberations of the Board on the adoption of said ordinance were conducted openly, that the vote on the adoption of said ordinance was taken openly, that said meeting was called and held at a specified time and place convenient to the public, that notice of said meeting was duly given to all of the news media requesting such notice, that an agenda for said meeting was posted at the location where said meeting was held and at the principal office of the Board at least 48 hours in advance of the holding of said meeting, that said meeting was called and held in strict compliance with the provisions of the Open Meetings Act of the State of Illinois, as amended and that the Board has complied with all of the provisions of said Act and said Code and with all of the procedural rules of the Board in the passage of said ordinance.

IN WITNESS WHEREOF, I hereunto affix my official signature and the seal of the District, this 10th day June, 2024.

(SEAL)

Secretary, Board of Park Commissioners

Exhibit A

QUANTITY	EQUIPMENT
1	65" Samsung TV CU7000D
1	Windsor Chariot 3 iScrub 26 Floor Scrubber
1	Volleyball net

To: Board of Commissioners
From: Sue Rini, Executive Director
Date: June 10, 2024
Discussion: Introduction of New Corporate Counsel **Agenda Item #: 7A**

Commissioners,

Last month, the Board officially appointed Ancel Glink as the Carol Stream Park District's new corporate counsel. The appointment was the final step of a formal exercise which solicited proposals from firms who specialize in providing a comprehensive list of legal services to park districts.

This evening we are pleased to introduce Derke Price (Equity Partner), and Erin Monforti (Associate) of Ancel Glink to the entire Board.

Derke Price will serve as the District's lead attorney; he, along with Erin Monforti, Scott Puma, and Adam Simon, will serve as key players in providing services to the District. Based on the District's specific needs, other attorneys from Ancel Glink will be assigned by Derke.

Biographies on the attorneys from Ancel Glink serving the District are attached for your reference.

Derke J. Price

Equity Partner



West Suburban Office

1979 N. Mill Street, Suite 207
Naperville, IL 60563

Direct Phone:

630.596.4612

Email:

dprice@ancelglink.com

Practice Areas

Local Government
Land Use
Litigation

Education

J.D., Harvard Law School
B.A., Wheaton College

Bar & Court Admissions

Illinois
Northern District of Illinois

Years of building municipal swimming pools and driving a Zamboni for park districts led Derke to a career that, among other things, helps units of government with their construction matters and their operations from a sharp eye on the lookout for pragmatic solutions. Derke works with all forms of government, including the State of Illinois, counties, municipalities, park districts, school districts, townships, libraries, and special agencies. His practice includes appeals and trial work in both federal and state courts and concentrates in construction, land use and development, and environmental matters. Derke serves as regular corporate counsel for the Village of South Elgin, the City of Geneseo, and the City of Monticello, and he is also special counsel to numerous other municipalities including the Cities of Charleston, Peoria, Princeton and Mattoon. He is also corporate counsel to the Park Districts of Naperville, Batavia, Bloomingdale, Oswegoland, Glen Ellyn, DeKalb, Sugar Grove, and Sycamore as well as special counsel to the firm's numerous other park districts. He is the attorney for select private entity clients including Vulcan Construction Materials.

Derke also has considerable experience in pollution control facility matters. He is corporate counsel for the Solid Waste Agency of Northern Cook County and the Solid Waste Agency of Lake County. He has done specialty pollution control facility work exclusively for the units of government including service as the Hearing Officer for Transfer Station Siting applications before: McLean County; City of West Chicago; and the Village of Rockdale; and as Hearing Officer for Winnebago County on a landfill expansion siting application. He has advised the City of Princeton on the sale and service contract for City-owned Transfer Station and several private clients with respect to CCDD operations and facilities.

He served more than 6 years on the Naperville Plan Commission and was Chairman from 2006 through 2008.

Although he no longer plays ice hockey (he was a goalie—so be advised), he remains a loyal Blackhawks fan, still skis, and he likes to vacation on the Ice Planet Hoth (yes, he is a Star Wars nerd and is frequently referred to as Darth Vader).

ANCEL GLINK, P.C.

CHICAGO • VERNON HILLS • NAPERVILLE • CRYSTAL LAKE • BLOOMINGTON • MOLINE



Experience

- Created legal strategy for reclamation of polluted gun range park property, opening property to public use for first time in 20 years
- Created a public-private partnership to reclaim and use 100 year old quarry, including pioneering land-use regulations on reclamation, master plan for properties, and coordination of property transfers and use
- Successful application on behalf of private client for rezoning of 230 acres of property to an industrial use with 60 year land use plan
- Negotiate and draft energy savings contracts for multi-million dollar overhaul of park district facilities

Presentations

Derke frequently speaks at local government conferences on land use and construction law issues, including speaking each year at the Illinois Municipal League Conference and the Annual IAPD/IPRA Conference for Park Districts.

- "An Outline Visionary Coverage for Pools - Where Others Fear to Tread," presented to the Public Risk Management Association
- Lorman Education Seminars:
- Law of Easements: Legal Issues and Practical Considerations, 2004, 2005, and 2007
- Eminent Domain in Illinois, 2006 and 2007
- Real Estate Development From Beginning to End In Illinois, 2007 and 2008
- Plat and Subdivision Law in Illinois, 2007, 2008, and 2009

Publications

Derke has contributed materials to numerous publications for municipal officials, planning and zoning authorities, counties, park district officials, townships and school districts on land use and construction issues. He is an author for both the Municipal Law Treatise and the School Law Treatise published by the Illinois Institute of Continuing Legal Education. He is also an author for a number of Ancel Glink handbooks relating to municipal, park district, and township matters.

Erin M. Monforti

Associate



Detail-oriented and passionate, Erin advises local governments on a wide range of legal and practical issues.

Chicago Office

140 S. Dearborn Street, 6th Floor
Chicago, IL 60603

Direct Phone:

312.604.9162

Email:

emonforti@ancelglink.com

Practice Areas

Local Government
Land Use
Litigation
Election Law

Education

J.D., Chicago-Kent College of Law, *magna cum laude*
B.S., Illinois Institute of Technology, *summa cum laude*

Bar & Court Admissions

Illinois
United States District Court, Northern
District of Illinois

Erin has dedicated her career to serving local governments in Illinois, with experience in economic development, zoning, land use, and a variety of other legal topics. She assists municipalities, park districts, and libraries in achieving their goals with a thoughtful, future-oriented perspective and a keen awareness of legal hurdles to be overcome.

Erin provides guidance to local governments on a wide range of matters, including compliance with FOIA, the Open Meetings Act, and Americans with Disabilities Act; local business licensing; municipal code enforcement; and contract negotiation. Through her work with the zoning and land use practice group, Erin has drafted local laws and agreements related to new development, rental properties, signs, safe conditions for animals, and property annexation. Since joining the firm, Erin has also advised clients on challenging constitutional issues, including the First Amendment and due process, and has reviewed and drafted policies, provided timely advice, and employed her strategic skills in litigation. She has also presented training sessions for clients on best practices for responding to First Amendment audits and the use of social media by governments.

In her free time, Erin enjoys volunteering with community organizations, cooking and baking, riding her bike around Chicago, listening to public radio and podcasts, and spending time with family and friends.

ANCEL GLINK, P.C.

CHICAGO • VERNON HILLS • NAPERVILLE • CRYSTAL LAKE • BLOOMINGTON • MOLINE



Presentations

- Not in My Park! Regulating Controversial Park Activities (IAPD/IPRA Soaring to New Heights Conference 2024)
- Legal Aspects of and Practical Approaches to Promoting Housing Opportunities (American Planning Association Annual Conference 2023)
- The Wedding Planner: Review of Significant Topics in Planning and Law (American Planning Association Annual Conference 2022)
- Significant Court Decisions Affecting Your District's Day-to-Day Operations (Illinois Association of Park Districts Legal Symposium 2021)
- Ancel Glink's Quorum Forum Podcast, including "New Laws for the New Year" episode, released December 2023

Honors & Awards

- Member: Order of the Coif, Chicago-Kent College of Law Chapter
- Dean's Distinguished Public Service Award, Chicago-Kent College of Law
- Sandra P. Zemm Prize in Labor & Employment Law, Chicago-Kent College of Law
- CALI Award for Highest Grade: Labor Law, Conflict of Laws, Legal Writing III: Transactional Drafting
- Chicago Mayoral Fellowship Program, 2020



ANCEL GLINK, P.C.

CHICAGO • VERNON HILLS • NAPERVILLE • CRYSTAL LAKE • BLOOMINGTON • MOLINE

Scott A. Puma

Equity Partner



Scott represents a variety of governmental bodies, including cities and villages, park districts, fire districts, townships and school districts.

North Suburban Office
175 E. Hawthorn Parkway, Suite 145,
Vernon Hills, IL 60061

Direct Phone:
847.856.5422

Email:
spuma@ancelglink.com

Practice Areas
Local Government
Land Use
Litigation
Elections

Education
J.D., Loyola University of Chicago
School of Law
B.A., University of Notre Dame

Bar & Court Admissions
Illinois
Northern District of Illinois

For 30 years, Scott's law practice has focused on a variety of areas, including general local government law, zoning and economic development and real estate, among others. Scott regularly advises on all aspects of local government operations.

Scott has represented municipalities in litigation in both the federal and state courts. He has defended municipalities in tort, civil rights, annexation, zoning and contract litigation. He has also represented municipalities as plaintiffs in contract, zoning and real estate matters.

Scott also appears before local governments as the attorney for the petitioner in various zoning matters.

Scott has served as an adjunct law professor at the UIC John Marshall Law School in Chicago where he taught Land Use Control and Zoning in the LLM Real Estate Law Program to attorneys and law students.

Currently, Scott serves as the Village Attorney for Round Lake Beach, Spring Grove, Lakewood and Hainesville. He also serves as the attorney for the Crystal Lake Park District, Lake Bluff Park District, Dundee Township Park District, Cary Park District, South Barrington Park District, Streamwood Park District, DeKalb Park District, and Nunda Township. He also represents several other park districts and serves as special counsel to a variety of units of government.

ANCEL GLINK, P.C.



Experience

- Appointed as a Special Assistant State's Attorney and defended the Cook County Board and Board President Toni Preckwinkle in a lawsuit filed by the Chief Judge of Cook County relative to the funding of the Cook County Court System. Negotiated the terms of the settlement which resulted in \$27M less in funds than the Chief Judge sought in the lawsuit
- Defended a village and police officer in a wrongful conviction case where the plaintiff was imprisoned for 20 years and later exonerated by DNA evidence. Settled the case for less than 5% of the total \$20M settlement which was paid by numerous other entities
- Won a bench trial where over 50 plaintiffs challenged a non-home rule city's rental registration ordinance on the basis that it was *ultra vires* and an unlawful tax
- Successfully represented a municipality in a case against an intergovernmental agency which was formed without proper legislative authority
- Worked with a municipality on the comprehensive re-drafting of its zoning regulations to address changing land uses in the village and to accomplish the evolving goals of the village board
- Represented a village in annexing and zoning property for agritourism, including negotiating a variety of future uses for the development of the property
- Negotiated an annexation agreement with property owners for gravel mining and then the subsequent redevelopment of the property for residential and commercial uses

Presentations

Scott regularly lectures on topics on general municipal practices and land use and development before elected officials at conferences and legal seminars for attorneys, including the following:

- Presented to the Lake County Bar Association Local Government Attorneys Section on Ethical Practices for Municipal Lawyers and Annexation Issue
- Presented at the Lake County Bar Association's Newly Elected Officials Seminar on the Gift Ban Act
- Presented at the Illinois Park and Recreation Association seminar on construction issues and legal issues facing agency leaders
- Provides training on legal issues at police training seminars
- Presented at the Illinois Association of Park Districts annual conference on Intergovernmental Cooperation, Board Practices and Procedures, Developer Impact Fees and Policing Issues
- Presented two sessions at the National Business Institute on Ethics and Public Rights and Issues relating to local governments

Publications

Scott is a contributing author to the *Illinois Municipal Handbook*, published by the Illinois Municipal League, and the primary editor of the 8th edition of the *Illinois Park District Law Handbook*, published by the Illinois Association of Park Districts.



ANCEL GLINK, P.C.

Adam B. Simon

Partner



Adam emphasizes responsiveness and pragmatic solutions when counseling clients.

North Suburban Office

175 E. Hawthorn Parkway, Suite
145
Vernon Hills, IL 60061

Direct Phone: 847.856.5440

Email:

asimon@ancelglink.com

Practice Areas

Local Government
Park Districts
Land Use
Elections
Libraries

Education

J.D., Georgetown University Law
Center
B.A., Washington University in
St. Louis

Memberships

Illinois City/County Management
Association
Illinois NATOA
Lake County Bar

Adam's practice focuses on a variety of areas, including public finance, zoning and economic development, real estate law, and telecommunications.

Adam combines his experience in economic development and public finance to counsel municipalities on public private partnerships which leverage public financing and private investment to create new public improvements and enhance economic development opportunities. He has helped to organize special service areas, business redevelopment districts and tax increment financing (TIF) districts.

With respect to general public finance, Adam has presented seminars and counsels the firm's clients on the preparation and calculation of the annual tax levy, preparation of the annual budget ordinance and cooperates with independent financial advisors to create capital expenditure plans. Adam serves as issuer's counsel for the sale of general obligation, revenue and alternate revenue bonds. He has also counseled a number of clients on successful referendum campaigns related to capital improvements and increases in the limiting rate and debt service extension base.

Adam counsels the firm's clients on cellular zoning and ground leases, right-of-way management and franchising. More recently, Adam has developed materials for our clients related to the regulation and siting of solar farms and community solar projects.

Adam has served as corporation counsel to more than a dozen local governments throughout Illinois.

ANCEL GLINK, P.C.

CHICAGO • VERNON HILLS • NAPERVILLE • CRYSTAL LAKE • BLOOMINGTON • MOLINE



Experience

- Solar Farm Zoning Regulations, City of Charleston, 2018
- Debt Service Extension Base Referendum, Clarendon Hills Park District, 2010
- Limiting Rate Referendum, Channahon Park District, 2011
- Section 39.2 Landfill Siting Application Staff Review, City of Zion, 2010
- Wind and Solar Energy Zoning Ordinance, Village of Lincolnshire, 2009
- Business District Redevelopment Agreement, Antioch Marketplace, Village of Antioch, 2008
- Sign Ordinance, Village of Lincolnshire, 2009
- TIF Redevelopment Agreement, Antioch Corporate Center, Village of Antioch, 2008
- Transportation Improvements Special Service Area, Village of Lincolnshire, 2011
- Model Cable/Video Regulatory Ordinance, Metropolitan Mayors' Caucus, Co-Author, 2007
- Model Comcast Cable Franchise, Metropolitan Mayors' Caucus, Co-Author, 2010

Presentations

- Danger Zone: Managing Controversial Zoning Hearings, ILCMA Winter Conference, February 2018
- Public Finance for Parks, Ehlers and Ancel Glink Webinar, October 2017
- Sex, Guns and God!, the First and Second Amendments and Local Regulations, American Planning Association, July 23, 2013
- I was at a meeting until 2 a.m. last night, what did you do?, ILCMA Summer Conference, June 14, 2013
- Lake County Municipal League Newly Elected Officials Seminar, 2013 and 2017
- 2012 Legislative Changes that Impact Local Government: Compensation Posting and Other New Laws; ILCMA and Alliance for Innovation Webinar, February 15, 2012
- Park Finance: Making Ends Meet; Purchases, Bids and the Prevailing Wage Act; and Intergovernmental Cooperation: Collaboration is More Essential Than Ever, 2012 IAPD/IPRA Conference, January 27-28, 2012
- Open Meetings Act and Freedom of Information Act, IAPD Boot Camp, October 27, 2011
- State and Federal Legal Issues; Illinois NATOA Public, Educational and Governmental Programming Seminar, May 10, 2011

Publications

- Land Use Law: Zoning in the 21st Century, co-author, January 2015
- The FCC once again more made it easier to locate cellular antennas, In the Zone, Spring 2015
- Zoning for Economic Development, ILCMA Newsletter, April 2016
- Service Animals and Segways, ILCMA Newsletter, April 2012
- Adult Use Regulation, IICLE Municipal Law Series, Volume 2, Chapter 4
- Tax Increment Allocation Financing, IICLE Municipal Law Series, Volume 3, Chapter 6
- So Just Who is Allowed to Speak at a Public Meeting? ILCMA Newsletter, April 2011



ANCEL GLINK, P.C.

CAROL STREAM PARK DISTRICT,
ILLINOIS

ANNUAL COMPREHENSIVE FINANCIAL REPORT



FOR THE FISCAL YEAR ENDED
DECEMBER 31, 2023

849 West Lies Road
Carol Stream, IL 60188
Phone: 630.784.6100
www.csparks.org

CAROL STREAM PARK DISTRICT, ILLINOIS

ANNUAL COMPREHENSIVE FINANCIAL REPORT

FOR THE FISCAL YEAR ENDED DECEMBER 31, 2023

Prepared by:

Lisa Scumaci
Director of Finance & Technology

CAROL STREAM PARK DISTRICT, ILLINOIS

TABLE OF CONTENTS

PAGE

INTRODUCTORY SECTION

Principal Officials	1
Organization Chart	2
Letter of Transmittal	3
Certificate of Achievement for Excellence in Financial Reporting	9

FINANCIAL SECTION

INDEPENDENT AUDITORS' REPORT	12
-------------------------------------	--------------------

MANAGEMENT'S DISCUSSION AND ANALYSIS	16
---	--------------------

BASIC FINANCIAL STATEMENTS

Government-Wide Financial Statements	
Statement of Net Position	24
Statement of Activities	26
Fund Financial Statements	
Balance Sheet - Governmental Funds	28
Reconciliation of Total Governmental Fund Balance to the	
Statement of Net Position - Governmental Activities	30
Statement of Revenues, Expenditures and Changes in	
Fund Balances - Governmental Funds	32
Reconciliation of the Statement of Revenues, Expenditures and Changes in	
Fund Balances to the Statement of Activities - Governmental Activities	34
Notes to Financial Statements	35

REQUIRED SUPPLEMENTARY INFORMATION

Schedule of Employer Contributions	
Illinois Municipal Retirement Fund	67
Schedule of Changes in the Employer's Net Pension Liability/(Asset)	
Illinois Municipal Retirement Fund	68
Schedule of Changes in the Employer's Total OPEB Liability	
Retiree Benefit Plan	70
Schedule of Revenues, Expenditures and Changes in Fund Balance - Budget and Actual	
General Fund	72
Recreation - Special Revenue Fund	73

CAROL STREAM PARK DISTRICT, ILLINOIS

TABLE OF CONTENTS

PAGE

FINANCIAL SECTION - Continued

OTHER SUPPLEMENTARY INFORMATION

Schedule of Revenues, Expenditures and Changes in Fund Balance - Budget and Actual	
Debt Service Fund	77
Capital Improvement 2010 Referendum - Capital Projects Fund	78
Combining Balance Sheet - Nonmajor Governmental Funds	79
Combining Statement of Revenues, Expenditures and Changes in Fund Balances	
Nonmajor Governmental Funds	80
Schedule of Revenues, Expenditures and Changes in Fund Balance - Budget and Actual	
Special Recreation - Special Revenue Fund	81
Capital Improvement Account - Capital Projects Fund	82
Consolidated Year-End Financial Report	83

SUPPLEMENTAL SCHEDULES

Long-Term Debt Requirements	
General Obligation Limited Refunding Park Bonds of 2016	85
General Obligation Limited Tax Refunding Park Bonds of 2020A	86
Taxable General Obligation Limited Tax Refunding Park Bonds of 2020B	87
General Obligation Refunding Park Bonds of 2020C	88
Taxable General Obligation Refunding Park Bonds of 2020D	89
Taxable General Obligation Limited Tax Park Bonds of 2021A	90
Taxable General Obligation Refunding Park Bonds of 2021B	91
General Obligation Taxable Capital Appreciation Bonds of 2011A	92

CAROL STREAM PARK DISTRICT, ILLINOIS

TABLE OF CONTENTS

PAGE

STATISTICAL SECTION (Unaudited)

Net Position by Component - Last Ten Fiscal Years	95
Changes in Net Position - Last Ten Fiscal Years	97
Fund Balances of Governmental Funds - Last Ten Fiscal Years	99
Changes in Fund Balances for Governmental Funds - Last Ten Fiscal Years	101
Assessed Value and Actual Value of Taxable Property - Last Ten Fiscal Years	103
Direct and Overlapping Property Tax Rates - Last Ten Fiscal Years	105
Principal Property Tax Payers - Current Tax Levy Year and Nine Tax Levy Years Ago	107
Property Tax Levies and Collections - Last Ten Fiscal Years	108
Ratios of Outstanding Debt by Type - Last Ten Fiscal Years	109
Schedule of Direct and Overlapping Governmental Activities Debt	110
Schedule of Legal Debt Margin - Last Ten Fiscal Years	111
Demographic and Economic Statistics - Last Ten Fiscal Years	113
Principal Employers - Current Fiscal Year and Nine Fiscal Years Ago	114
Full-Time Equivalent District Employees by Function/Program - Last Ten Fiscal Years	115
Operating Statistics by Function/Program - Last Ten Fiscal Years	117
Capital Asset Statistics by Function/Program - Last Ten Fiscal Years	119

INTRODUCTORY SECTION

This section includes miscellaneous data regarding the Carol Stream Park District including: Principal Officials, Organizational Chart, Letter of Transmittal, and Certificate of Achievement for Excellence in Financial Reporting.

CAROL STREAM PARK DISTRICT, ILLINOIS

Principal Officials

December 31, 2023

BOARD OF COMMISSIONERS

Jacqueline Jeffery, President

Brenda Gramann, Vice President

Dan Bird, Commissioner

Anthony Del Preto, Commissioner

Tim Powers, Commissioner

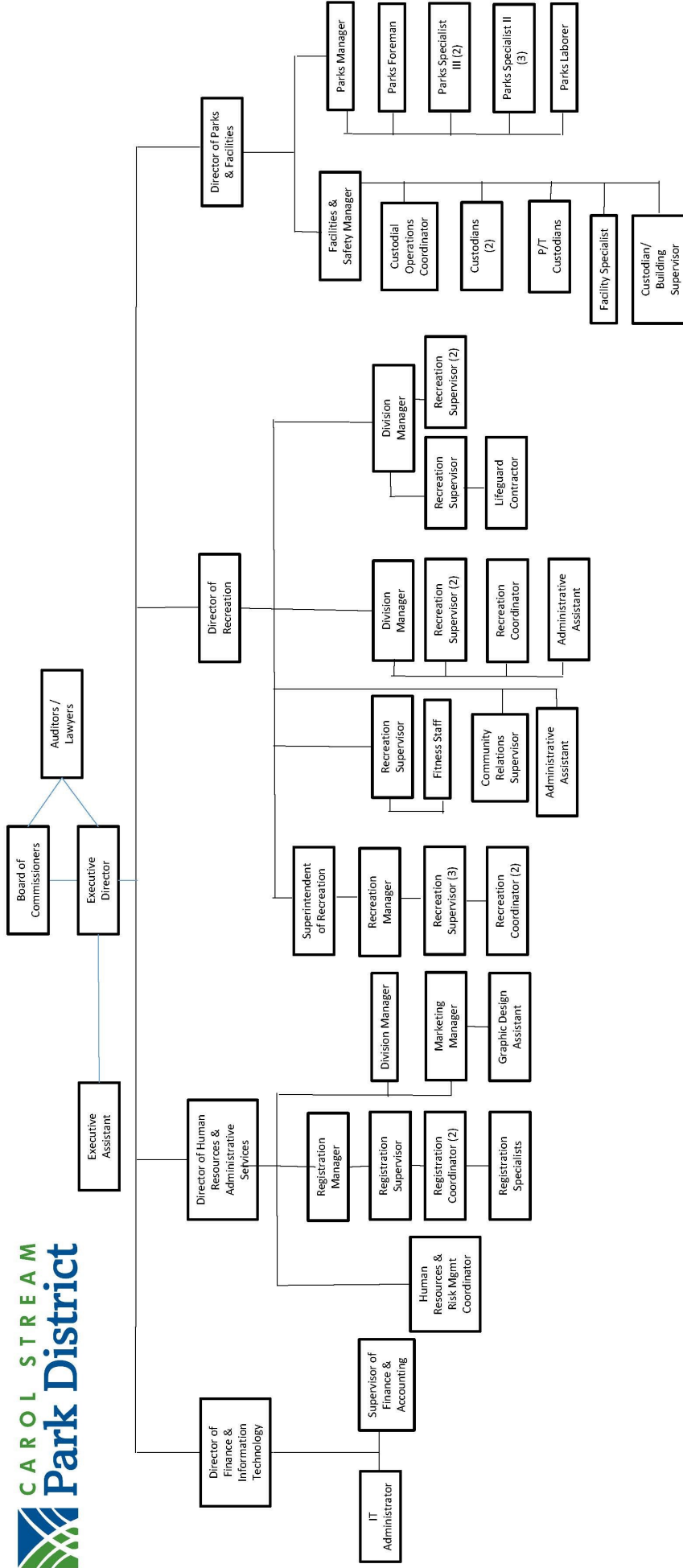
Brian Sokolowski, Commissioner

Sara Witteck, Commissioner

ADMINISTRATIVE

Susan Rini, Executive Director

Lisa Scumaci, Director of Finance & Technology



April 18, 2024

Board of Commissioners
Carol Stream Park District
849 W. Lies Road
Carol Stream, Illinois 60188

Honorable Commissioners and Citizens of the Carol Stream Park District:

The Annual Comprehensive Financial Report of the Carol Stream Park District for the fiscal year ended December 31, 2023 is submitted herewith.

Both local ordinance and state statutes require that all general-purpose local governments publish within six months of the close of each fiscal year a complete set of financial statements presented in conformity with generally accepted accounting principles (GAAP). These ordinances and statutes require that the Park District issue annually a report on its financial position and activity, and that an independent firm of certified public accountants audit this report.

This report consists of management's representations concerning the finances of the Carol Stream Park District. This report was prepared by the District's Finance Department, and responsibility for both the accuracy of the presented data, and the completeness and fairness of the presentation, including all disclosures, rests with the Carol Stream Park District. To provide a reasonable basis for making these representations, management has established a comprehensive internal control framework that is designed both to protect the government's assets from loss, theft, or misuse and to compile reliable information for preparation of the District's financial statements. We believe the data, as presented, is accurate in all material aspects; that it is presented in a manner designed to fairly set forth the financial position and results of operations of the Carol Stream Park District as measured by the financial activity of its various funds; and that all disclosures necessary to enable the reader to gain the maximum understanding of the District's financial activities have been included.

The Carol Stream Park District's financial statements have been audited by Lauterbach & Amen, LLP. The independent auditor's report is presented as the first component of the financial section of this report. *Management's Discussion and Analysis* (MD&A) immediately follows the *Independent Auditor's Report* and provides a narrative introduction, overview, and analysis of the basic financial statements. The MD&A complements this *Letter of Transmittal* and should be read in conjunction with it.

The Reporting Entity and its Services

The Carol Stream Park District, incorporated in 1964, is a special district unit of local government and exists as authorized by the State of Illinois Park District Code. The District is located in the center of DuPage County, approximately 35 miles west of the city of Chicago. It serves the residents of Carol Stream, and small areas of Winfield, Wheaton, and unincorporated DuPage County. The population of the District is estimated to be 45,869.

The Park District has the power by state statute to extend its corporate limits by annexation, which is done periodically when deemed appropriate by the Park District's Board of Commissioners.

The Park District provides recreational services and opportunities for residents of all ages and abilities. These services include recreation programs, athletic programs, recreation facilities, park management, capital development, and general administration.

Active and passive parks owned or leased by the District include 41 sites totaling over 480 acres. Recreational facilities owned, leased, or operated by the District include Fountain View Recreation Center, Simkus Recreation Center, Coral Cove Water Park and Concession Stand, Coyote Crossing Mini Golf, Red Hawk Park and Concession Stand, McCaslin Park and Concession Stand, the Bark Park, and numerous softball/baseball, soccer, football, cricket, disc golf, playgrounds, open spaces, natural areas, gardens, ponds, picnic areas and a skate park.

The Park District operates under a seven-member board. Each board member serves a four-year term. The Park District Board of Commissioners is responsible, among other things, for passing ordinances, adopting the budget, and hiring the Executive Director, the Park District's attorney and independent auditor. The Executive Director is responsible for carrying out the policies and ordinances of the Board of Commissioners, for overseeing the day-to-day operations of the Park District and for hiring the Department heads for the various areas of the District. The Board is elected on a non-partisan basis. All Commissioners are elected at large.

The Park District includes all of the funds of its governmental operations and component units based on financial accountability. The accompanying financial statements include only those funds of the Park District, as there are no other organizations for which it has financial accountability. The Park District participates in the Illinois Municipal Retirement Fund (IMRF), the Western DuPage Special Recreation Association (WDSRA), and the Park District Risk Management Association (PDRMA). These organizations are separate government units and the Park District does not exercise financial accountability over these agencies so their financial statements are not included in this report. Additionally, the Park District partners with the Carol Stream Parks Foundation, a 501c(3) established to support public parks and recreation programs. The District does not exercise financial control over the Foundation; their financial statements are not included in this report. Audited financial statements for these organizations are available upon request from their business offices.

Economic Condition and Outlook

The District has not been immune to economic conditions, but has been aggressive in adjusting operations to remain financially stable. The District saw declines in total equalized assessed value a result of the 2008 economic crisis, however equalized assessed values have recovered, and 2023 growth is estimated to increase by 7.64%. Current assessed valuation is \$1,768 million. Local indicators reflect a stabilized environment, with some new commercial development, and growth of light manufacturing and retail businesses.

Carol Stream's varied light manufacturing and a small industrial base add to the relative stability of the unemployment rate. The boundaries of the Carol Stream Park District include major industries with headquarters or divisions located in our main community. There are several printing, metal fabrication, and container companies, warehousing and distribution facilities and the United States Postal Service regional facility.

Management continues to be aggressive in cost containment efforts. The District has resumed normal activities, programming and events to meet community needs. The District continues to showcase its reputation as the recreation provider of choice within the community due to its creative programming, events and rental facilities.

Significant Events and Accomplishments

Carol Stream Park District continues to pursue excellence, efficiency, innovation, and financial strength in all aspects of facility operations, recreation services, customer engagement and satisfaction, park and open space management, human resources and administration.

The District also continues to partner with local school districts and governments, the Village of Carol Stream, DuPage County, affiliates, private sector, and neighboring park districts to improve and expand recreational services to its residents that allow for economy of scale at an affordable cost to our residents.

Other accomplishments include:

- Received the Illinois Distinguished Accredited Agency Award 2012 & 2018.
- Received Level ‘A’ Risk Management Accreditation for PDRMA Loss Control Program.
- Received the GFOA Certificate of Achievement for Excellence in Financial Reporting for the twenty-third consecutive year for the fiscal year ended December 31, 2022.
- Awarded \$400,000 in Open Space Lands Acquisition and Development Grant for 50% of the cost of construction for Walter Park renovations.
- Received a \$22,500 Grant from Mainstreet Association of Realtors to assist in funding a playground replacement at Armstrong Park.
- Received a Power Play Grant to support recreational opportunities.

Major Initiatives

The Park District staff, under the direction and guidance of Senior Leadership and the Board of Commissioners has been involved in a variety of projects throughout the year. The projects were driven by the Mission of the District which is to “enrich our community by fulfilling our residents’ needs for healthy, accessible, quality recreation activities, parks and facilities, and to be responsible stewards of our community resources.” Some of these projects are being funded with bond proceeds authorized through the February, 2010 Referendum, and May, 2021 Issue; others are internal reviews of operations.

Current Year Projects Include:

- Community Park improvements will be completed in 2024 and bring improvements to recreational space for a low-income, underserved area of the community.
- The District was awarded two Community Development Block Grants from DuPage County totaling \$1,000,000 to assist with the Community Park Renovation Project.
- Coral Cove Water Park renovations were completed, including major pool repairs, waterslide and splash pad replacement and a facelift for the entrance, locker room, and lobby.
- The District was awarded a \$400,000 OSLAD Grant to match its own funding with a renovation plan for Walter Park.
- Replacement of the turf infields at McCaslin Sports Complex was completed in the later part of the year.
- Regrading and reseeding of the District’s Cricket Pitch was completed in summer of 2023.
- A new storage garage was built at McCaslin Sports Complex to support the growing and profitable concession operations, to allow for expansion of that business.

Future Projects Include:

- Community Park improvements will be completed and bring improvements to recreational space for a low-income, underserved area of the community.
- Walter Park improvements will be completed, including updated baseball/soccer fields, a playground with synthetic turf, paths, parking lot and a new pickleball court.
- The District was awarded a \$50,000 Senate-Initiative Illinois Department of Commerce & Economic Opportunity Grant to assist with a new 6-court pickleball area at Armstrong Park.
- Replacement of the electronic marquee at Simkus Recreation Center.
- Coyote Crossing Minigolf will receive new artificial turf carpeting for the 18-hole course.

The District also plans to continue updating and maintaining facilities, structures, athletic fields, playgrounds, technology and its general infrastructure under a schedule for repair and replacements.

Financial Management and Control

Accounting Systems & Internal Control

The Park District uses a modified accrual basis of accounting; with revenues recorded when available and measurable and expenditures being recorded when the liability is incurred.

Management of the Carol Steam Park District is responsible for establishing and maintaining internal controls to ensure that the assets of the District are protected from loss, theft, or misuse and to ensure that adequate accounting data is properly recorded to allow for the preparation of financial statements in conformity with accounting principles generally accepted in the United States. Internal accounting controls are designed to provide reasonable, but not absolute, assurance regarding: (1) the safeguarding of assets against loss from unauthorized use or disposition; and (2) the reliability of financial records for preparing financial statements and maintaining accountability for assets. The concept of reasonable assurance recognizes that the cost of a control should not exceed the benefits likely to be derived and the evaluation of costs and benefits requires estimates and judgments by management.

All internal control evaluations occur within this framework. Internal control practices are also integrated into the budgetary management of the District's funds. Additional control is established through published policies and procedures for all aspects of accounting practices of the Park District which includes the recording of receipts and disbursements of funds.

Budgetary Control

Budgetary control is provided by verification of appropriation amounts prior to expenditures and monthly review of all account totals compared with appropriations. Additionally, the Board of Commissioners ratifies all expenditures. The objective of these controls is to ensure compliance with legal provisions embodied in the annual appropriated budget approved by the Commissioners. Activities of the general fund, special revenue funds, debt service fund, and the capital projects funds (except the Cash in Lieu Fund) are included in the annual appropriated budget.

General Government Functions

The reporting period covered by these financial statements encompasses twelve months. Funds are provided for services by taxes, user fees, bond issuance, interest income, cash in lieu of land donations, and other sources.

Debt Administration

All general obligation bond payments are made from the Debt Service Fund. As of December 31, 2023, the District had eight outstanding General Obligation Bonds of various purposes including Limited Park Bonds, Unlimited Park Bonds and Capital Appreciation Bonds. The outstanding principal for these bonds totals \$55,164,317.

The Limited Park Bond (Series 2020A) was a refinance of a portion of the 2008B bond that will not extend the life of the bond. The Limited Park Bond, Series 2008B was new money for capital projects. This refinance allowed the District to reduce its total debt service.

The Taxable Limited Park Bond (Series 2020B) was a refinance of portions the 2008F bonds, portions of the 2010A bonds and portions of the Series 2010B bonds that will not extend the life of any bond. The Limited Park Bond (Series 2008F) was a refinance of portions of the 2008A and 2008B bonds and allowed the District to move forward with a capital improvement plan that focused on physical improvements and beautification.

The Park Bond (Series 2020C) was a refinance of all of the 2010E Build America Bonds that will not extend the life of the bond. This was the first issuance of the successful Park District voter referendum from February 2010. The referendum bonds allowed the District to construct a new recreation center with an indoor pool, renovate multiple parks and pathways, improve athletic fields, and create a dog park as well as other capital improvements. This refinance allowed the District to reduce its total debt service.

The Taxable Park Bond (Series 2020D) was a refinance of all of the 2011B Park Bonds that will not extend the life of the bond. This refinance allowed the District to reduce its total debt service.

The Taxable Limited Park Bond (Series 2021A) included a refinance of portions of the 2020A Bonds and portions of the 2020B Bonds that will not extend the life of any bond, as well as an issuance of new dollars that will allow the District to move forward with a capital improvement plan that focused on physical improvements and beautification.

The Taxable Park Bond (Series 2021B) was a refinance of portions of the 2011 Capital Appreciation Park Bonds and the 2016 Park Bonds that will not extend the life of the bonds. This refinance allowed the District to reduce its total debt service.

An unprecedented drop in 2011 EAV placed the District in a position of having exceeded their statutory debt issuance margin. While the District worked to seek legislative relief from this limit, the 2011A&B Series was formed through a combination of refunding bonds and taxable bonds. The Taxable Capital Appreciation Park Bonds (Series 2011A) was a refinance for all the 2005, 2008D, 2008E, 2008G, 2010C and 2010D bonds. The Park Bonds (Series 2011B) produced new funds for referendum capital projects.

In August 2012, the District obtained legislative relief in Illinois Statute 70 ILCS 1205/6-2, which ensured that the residents' needs would be fulfilled even though EAVs continued to decline. The final issuance of the referendum was then completed in March, 2013. The Park Bond (Series 2013) allowed the District to complete construction of Fountain View Recreation Center and open to the public September 7, 2013.

The General Obligation Bonds (Series 2016) was an advance refunding of Series 2013 to reduce the total debt service payments by approximately \$3,000,000. This par refinancing did not yield any additional funds, and did not extend the life of the bond. It was done to reduce future taxes to residents.

Cash Management

Cash temporarily idle during the year was invested in demand deposits, Certificates of Deposit, U.S. Government Securities, Treasuries, Illinois Trust (formerly Illinois Park District Liquid Asset Fund), and interest-bearing corporate checking accounts. These investments are short-term in nature.

Risk Management

The District is a member of the Park District Risk Management Agency (PDRMA), a joint risk management pool of park and forest preserve districts, which helps coordinate the Park District's risk management program. PDRMA provides certain loss coverage for workers' compensation and property damage claims on a partially self-funded basis. General liability insurance is completely self-funded.

Independent Audit

Chapter 70, Act 1205, of the Illinois Compiled Statutes requires that park districts secure a licensed public accountant to perform an annual audit of the financial statements. The firm of Lauterbach & Amen, LLP has performed this audit for the fiscal year ended December 31, 2023. The goal of the independent audit was to provide reasonable assurance that the financial statements are free of material misstatement. The independent audit involved examining, on a test basis, evidence supporting the amounts and disclosures in the financial statements; assessing the accounting principles used and significant estimates made by management; and evaluating the overall financial statement presentation. Their unmodified opinion on the basic financial statements is presented the financial section of this report.

Certificate of Achievement

The Government Finance Officers Association of the United States and Canada (GFOA) awarded a Certificate of Achievement for Excellence in Financial Reporting to the Carol Stream Park District for its annual comprehensive report for the fiscal year ended December 31, 2022. This was the twenty-third consecutive year that the government has achieved this prestigious award.

In order to be awarded a Certificate of Achievement, a government must publish an easily readable and efficiently organized annual comprehensive financial report. This report must satisfy both generally accepted accounting principles and applicable legal requirements.

A Certificate of Achievement is valid for a period of one year only. We believe that our current annual comprehensive financial report continues to meet the Certificate of Achievement Program's requirements and we are submitting it to the GFOA to determine its eligibility for another certificate.

Acknowledgments

This financial report was compiled through the efficient and dedicated effort of entire staff of the Finance Department and our independent auditors. Although prepared annually, this report would not be possible without the consistent attention to procedures and monitoring of accounts by the staff from all departments. The Finance staff would like to thank the Board of Commissioners for their interest and support in conducting a sound financial environment for the financial operations of the Carol Stream Park District.

Respectfully submitted,



Lisa Scumaci
Director of Finance & IT



Government Finance Officers Association

Certificate of
Achievement
for Excellence
in Financial
Reporting

Presented to

**Carol Stream Park District
Illinois**

For its Annual Comprehensive
Financial Report
For the Fiscal Year Ended

December 31, 2022

Christopher P. Morrill

Executive Director/CEO

FINANCIAL SECTION

This section includes:

Independent Auditors' Report

Management's Discussion and Analysis

Basic Financial Statements

Required Supplementary Information

Other Supplementary Information

Supplemental Schedules

INDEPENDENT AUDITORS' REPORT

This section includes the opinion of the District's independent auditing firm.



INDEPENDENT AUDITORS' REPORT

April 18, 2024

Members of the Board of Commissioners
Carol Stream Park District
Carol Stream, Illinois

Report on the Audit of the Financial Statements

Opinion

We have audited the accompanying financial statements of the governmental activities, each major fund, and the aggregate remaining fund information of the Carol Stream Park District (the District), Illinois, as of and for the year ended December 31, 2023, and the related notes to the financial statements, which collectively comprise the District's basic financial statements as listed in the table of contents.

In our opinion, the financial statements referred to above present fairly, in all material respects, the respective financial position of the governmental activities, each major fund, and the aggregate remaining fund information of the Carol Stream Park District, Illinois, as of December 31, 2023, and the respective changes in financial position for the year then ended in accordance with accounting principles generally accepted in the United States of America.

Basis for Opinions

We conducted our audit in accordance with auditing standards generally accepted in the United States of America and the standards applicable to financial audits contained in *Government Auditing Standards*, issued by the Comptroller General of the United States. Our responsibilities under those standards are further described in the Auditor's Responsibilities for the Audit of the Financial Statements section of our report. We are required to be independent of the District, and to meet our other ethical responsibilities, in accordance with the relevant ethical requirements relating to our audit. We believe that the audit evidence we have obtained is sufficient and appropriate to provide a basis for our audit opinions.

Responsibilities of Management for the Financial Statements

Management is responsible for the preparation and fair presentation of the financial statements in accordance with accounting principles generally accepted in the United States of America, and for the design, implementation, and maintenance of internal control relevant to the preparation and fair presentation of financial statements that are free from material misstatement, whether due to fraud or error.

In preparing the financial statements, management is required to evaluate whether there are conditions or events, considered in the aggregate, that raise substantial doubt about the District's ability to continue as a going concern for twelve months beyond the financial statement date, including any currently known information that may raise substantial doubt shortly thereafter.

Auditor’s Responsibilities for the Audit of the Financial Statements

Our objectives are to obtain reasonable assurance about whether the financial statements as a whole are free from material misstatement, whether due to fraud or error, and to issue an auditor’s report that includes our opinions. Reasonable assurance is a high level of assurance but is not absolute assurance and therefore is not a guarantee that an audit conducted in accordance with generally accepted auditing standards will always detect a material misstatement when it exists. The risk of not detecting a material misstatement resulting from fraud is higher than for one resulting from error, as fraud may involve collusion, forgery, intentional omissions, misrepresentations, or the override of internal control. Misstatements are considered material if there is a substantial likelihood that, individually or in the aggregate, they would influence the judgment made by a reasonable user based on the financial statements.

In performing an audit in accordance with generally accepted auditing standards and *Government Auditing Standards*, we:

- Exercise professional judgment and maintain professional skepticism throughout the audit.
- Identify and assess the risks of material misstatement of the financial statements, whether due to fraud or error, and design and perform audit procedures responsive to those risks. Such procedures include examining, on a test basis, evidence regarding the amounts and disclosures in the financial statements.
- Obtain an understanding of internal control relevant to the audit in order to design audit procedures that are appropriate in the circumstances, but not for the purpose of expressing an opinion on the effectiveness of the District’s internal control. Accordingly, no such opinion is expressed.
- Evaluate the appropriateness of accounting policies used and the reasonableness of significant accounting estimates made by management, as well as evaluate the overall presentation of the financial statements.
- Conclude whether, in our judgment, there are conditions or events, considered in the aggregate, that raise substantial doubt about the District’s ability to continue as a going concern for a reasonable period of time.

We are required to communicate with those charged with governance regarding, among other matters, the planned scope and timing of the audit, significant audit findings, and certain internal control-related matters that we identified during the audit.

Required Supplementary Information

Accounting principles generally accepted in the United States of America require that the management’s discussion and analysis, the budgetary comparison schedules, and supplementary pension and other post-employment benefit (OPEB) schedules, as listed in the table of contents, be presented to supplement the basic financial statements. Such information is the responsibility of management and, although not a part of the basic financial statements, is required by the Governmental Accounting Standards Board, who considers it to be an essential part of financial reporting for placing the basic financial statements in an appropriate operational, economic, or historical context. We have applied certain limited procedures to the required supplementary information in accordance with auditing standards generally accepted in the United States of America, which consisted of inquiries of management about the methods of preparing the information and comparing the information for consistency with management’s responses to our inquiries, the basic financial statements, and other knowledge we obtained during our audit of the basic financial statements. We do not express an opinion or provide any assurance on the information because the limited procedures do not provide us with sufficient evidence to express an opinion or provide any assurance.

Supplementary Information

Our audit was conducted for the purpose of forming opinions on the financial statements that collectively comprise the Carol Stream Park District, Illinois’ basic financial statements. The other supplementary information and supplemental schedules are presented for purposes of additional analysis and are not a required part of the basic financial statements. Such information is the responsibility of management and was derived from and relates directly to the underlying accounting and other records used to prepare the basic financial statements. The information has been subjected to the auditing procedures applied in the audit of the basic financial statements and certain additional procedures, including comparing and reconciling such information directly to the underlying accounting and other records used to prepare the basic financial statements or to the basic financial statements themselves, and other additional procedures in accordance with auditing standards generally accepted in the United States of America. In our opinion, other supplementary information and supplemental schedules are fairly stated, in all material respects, in relation to the basic financial statements as a whole.

Other Information

Management is responsible for the other information included in the annual report. The other information comprises the introductory and statistical sections but does not include the basic financial statements and our auditor’s report thereon. Our opinions on the basic financial statements do not cover the other information, and we do not express an opinion or any form of assurance thereon.

In connection with our audit of the basic financial statements, our responsibility is to read the other information and consider whether a material inconsistency exists between the other information and the basic financial statements, or the other information otherwise appears to be materially misstated. If, based on the work performed, we conclude that an uncorrected material misstatement of the other information exists, we are required to describe it in our report.

Other Reporting Required by *Government Auditing Standards*

In accordance with *Government Auditing Standards*, we have also issued our report dated April 18, 2024, on our consideration of the District’s internal control over financial reporting and on our tests of its compliance with certain provisions of laws, regulations, contracts, and grant agreements and other matters. The purpose of that report is to describe the scope of our testing of internal control over financial reporting and compliance and the results of that testing, and not to provide an opinion on the effectiveness of the District’s internal control over financial reporting or on compliance. That report is an integral part of an audit performed in accordance with *Government Auditing Standards* in considering the District’s internal control over financial reporting and compliance.

Lauterbach & Amen, LLP
LAUTERBACH & AMEN, LLP

MANAGEMENT'S DISCUSSION AND ANALYSIS

**Carol Stream Park District, Illinois
Management's Discussion and Analysis
December 31, 2023**

The Carol Stream Park District (the District) discussion and analysis is offered to readers of the District's financial statements to: (1) summarize the financial highlights of the District, (2) present an overview of the District's financial position, (3) evaluate the District's recent activities resulting in net asset changes, (4) examine significant differences between the original budget, the final amended budget and final results, (5) review material changes in capital assets and long-term debt, and (6) recognize current facts or conditions that will impact the District.

The financial statements are prepared in accordance with generally accepted accounting principles (GAAP), and follow the guidelines of the Governmental Accounting Standards Board (GASB) in their Statement No. 34, "Basic Financial Statements - and Management's Discussion and Analysis - for State and Local Governments." This standard requires financial reporting for the District in conformity with full accrual accounting, including the reporting of all capital assets net of depreciation."

We encourage readers to consider the information presented in the MD&A in conjunction with the information in the transmittal letter (which can be found in the financial section of this report) and the District's Financial Statements (which can be found in the basic financial statement section of this report).

Financial Highlights

- The net position of the District at the close of the most recent fiscal year was \$2,205,667. Of this amount, (\$7,773,947) (unrestricted net position) may be used to meet the District's ongoing obligations to citizens and creditors.
- Taxes collected for the current year were \$10,536,302 an increase of \$405,436 compared to the prior year's collections of \$10,130,866.
- Capital outlays of \$3,286,716 were expended for the year ended December 31, 2023 to maintain and develop the District's parks and recreational facilities.

Overview of the Financial Statements

Management's Discussion and Analysis introduces the District's basic financial statements. The basic financial statements are: (1) government-wide financial statements, (2) fund financial statements and (3) notes to the financial statements. This report also contains other supplementary information in addition to the basic financial statements themselves.

Government-wide Financial Statements. The *government-wide financial statements* incorporate all the District's governmental activities, in a manner similar to a private-sector business, using the economic resources measurement focus and the accrual basis of accounting.

The *Statement of Net Position* presents information on all of the District's assets, deferred outflows, liabilities, and deferred inflows with the difference between the three reported as *net position*. Over time, increases or decreases in net position may serve as a useful indicator of whether the financial position of the District is improving or deteriorating.

The *Statement of Activities* presents information showing how the government's net position changed during the most recent fiscal year. All changes in net position are reported as soon as the underlying event giving rise to the change occurs, *regardless of the timing of related cash flows*. Thus, revenues and expenses are reported in this statement for some items that will only result in cash flows in future fiscal periods (e.g. earned but unused vacation leave).

Both of the government-wide financial statements distinguish functions of the District that are principally supported by taxes (*governmental activities*); from *business-type activities* that are intended to recover all or a significant portion of their costs through user fees and charges. The governmental activities of the District include general government and culture and recreation. There are no business-type activities of the Carol Stream Park District. The District does not manage any fiduciary activities such as employee pension plans. Fiduciary activities would not be included in the government-wide statements since those assets would not be available to fund programs.

Fund Financial Statements. A *fund* is a grouping of related accounts that is used to maintain control over resources that have been segregated for specific activities or objectives. The Carol Stream Park District, like other state and local governments, uses fund accounting to ensure and demonstrate compliance with finance-related legal requirements. With the focus on significant balances and operations, major funds are reported individually, while all others are combined into a single, aggregated presentation.

Governmental funds are used to account for essentially the same functions reported as *governmental activities* in the government-wide financial statements. However, unlike the government-wide financial statements, governmental fund financial statements focus on *short-term inflows and outflows of available resources*, as well as on balances of *expendable resources* available at the end of the fiscal year. This information is useful in evaluating a government’s near-term financing requirements.

The short-term focus of governmental funds is narrower than the long-term focus of the government-wide financial statements, making it useful to compare the information presented for *governmental funds* with similar information presented for *governmental activities* in the government-wide financial statements. Both the governmental fund balance sheet and the governmental fund statement of revenues, expenditures, and changes in fund balance provide a reconciliation to facilitate this comparison between *governmental funds* and *governmental activities*.

The District maintains seven individual governmental funds to control resources for individual activities or objectives. Information is presented separately in the governmental fund balance sheet and in the governmental fund statement of revenues, expenditures, and changes in fund balances for activities considered to be major funds. Major funds are those whose revenues, expenditures/expenses, assets or liabilities are at least ten percent of the total for their fund category or type (governmental or enterprise) and at least five percent of the aggregate amount for all governmental and enterprise funds. Any fund may be reported as a major fund if management considers the fund particularly important to financial statement users. Data from the other governmental funds are combined into a single aggregated presentation.

Individual fund data for each of the non-major governmental funds is provided in the form of *combining statements* which can be found in the financial section of this report.

Major Funds

General
 Recreation
 Debt Service
 Capital Improvements 2010 Referendum

Non-Major Funds

Special Recreation
 Capital Improvement
 Working Cash

The Carol Stream Park District adopts an annual appropriated budget for all funds, except for the Working Cash Fund. Budgetary comparison schedules are included as required supplementary information for the General Fund and Recreation Fund and demonstrate compliance with the budget. Budgetary comparison schedules for other funds can be found in a later section of this report.

Notes to the Financial Statements. Additional information that is essential to a full understanding of the government-wide and fund financial statements is provided in the notes to the financial statements.

Other Information. In addition to the basic financial statements and accompanying notes, this report also presents certain *required supplementary information* concerning the District’s progress in funding its obligation to provide pension benefits to its employees, and the aforementioned budgetary comparison schedules for the General Fund and major Special Revenue Funds. The required supplementary information which can be found in the financial section of this report. Other supplementary information is included by fund for receivables, payables, transfers and payments within the reporting entity.

Government-Wide Financial Analysis

The District’s net position was \$2,205,667 at the close of the most recent fiscal year. A condensed version of the Statement of Net Position as of December 31, 2023 and 2022 is shown in Table 1 and includes information for the governmental activities.

**Table 1
Carol Stream Park District’s Net Position
Governmental Activities
December 31, 2023**

	2023	2022
Current and Other Assets	\$ 21,901,568	20,560,115
Capital Assets	59,446,103	58,132,656
Total Assets	81,347,671	78,692,771
Deferred Outflows	11,409,081	12,280,141
Total Assets/Deferred Outflows	92,756,752	90,972,912
Long-Term Debt	71,561,841	74,071,648
Other Liabilities	8,067,114	5,516,656
Total Liabilities	79,628,955	79,588,304
Deferred Inflows	10,922,130	10,830,344
Total Liabilities/Deferred Inflows	90,551,085	90,418,648
Net Position		
Net Investment in Capital Assets	7,552,168	7,272,042
Restricted	2,427,446	2,467,911
Unrestricted (Deficit)	(7,773,947)	(9,185,689)
Total Net Position	2,205,667	554,264

A portion of the District’s net position, \$7,552,168, reflects its net investment in capital assets (e.g., land, construction in progress, land improvements, buildings and constructed assets, machinery, and equipment, and vehicles), less the related debt used to acquire those assets that is still outstanding. The District uses these capital assets to provide services to citizens; consequently, these assets are not available for future spending. Although the District’s net investment in its capital assets is reported net of related debt, it should be noted that the resources needed to repay this debt must be provided from other sources, since the capital assets themselves cannot be used to liquidate these liabilities.

Another part of the District’s net position, \$2,427,446, represents resources that are subject to external restrictions associated with the District’s general obligation bonds and ancillary fund dollars. The remaining balance of unrestricted net position (\$7,773,947) may be used to meet the District’s ongoing obligations to citizens and creditors.

A summary of the Changes in Net Position is shown in Table 2.

Governmental Activities. The governmental activities had an increase in net position of \$1,651,403 in the current fiscal year and ending total net position of \$2,205,667. The unrestricted portion of total net position is (\$7,773,947) and available to fund the District’s ongoing obligations.

- The direct expenses for governmental activities were \$15,914,235 this year, with revenue sources sufficient to fund the activities.
- Major revenue sources were \$10,536,302 in property taxes, \$4,746,466 in program and service fees, and \$974,500 in operating grants.
- Interest increased from \$76,248 to \$393,558 due to improved market conditions related to rising inflation.

Table 2
Carol Stream Park District’s Changes in Net Position
Governmental Activities
For the Year Ended December 31, 2023

	2023	2022
Revenues		
Program Revenues		
Charges for Services	\$ 4,746,466	4,048,147
Operating Grants/Contributions	974,500	2,500
General Revenues		
Taxes	10,536,302	10,130,866
Intergovernmental	251,018	333,699
Interest	393,558	76,248
Other	663,794	559,934
Total Revenues	17,565,638	15,151,394
Expenses		
Culture and Recreation	11,672,601	10,232,041
Interest on Long-Term Debt	4,241,634	4,400,962
Total Expenses	15,914,235	14,633,003
Change in Net Position	1,651,403	518,391
Net Position - Beginning	554,264	35,873
Net Position - Ending	2,205,667	554,264

Financial Analysis of the Government's Funds

As noted earlier, the District uses fund accounting to ensure and demonstrate compliance with finance-related legal requirements.

Governmental Funds. The District's *governmental funds* provide information on short-term inflows, outflows, and balances of *expendable resources*. This information is useful in assessing the District's financing requirements. In particular, *unassigned fund balance* may serve as a useful measure of the District's net resources available for spending at the end of the fiscal year.

The governmental fund balance as of December 31, 2023 is \$7,126,026, a decrease of \$1,169,100 from the prior year. Of the total balance, \$115,802 is nonspendable, \$2,540,563 is restricted, \$3,188,450 is committed, \$138,727 is assigned and \$1,142,484 is unassigned; indicating availability for continuing the District's operations.

Major Governmental Funds. The General, Recreation, Debt Service, and Capital Improvement 2010 Referendum funds are the primary operating funds of the District.

The General Fund unassigned fund balance as of December 31, 2023 was \$1,142,484, an increase of \$198,260 from the prior year. This increase is primarily due to an increase in interest from improved market conditions. Increase in the total fund balance was \$194,900 and is due primarily interest received over budgeted revenues in the current fiscal year.

The Recreation Fund committed fund balance of \$2,616,624 is an increase of \$711,722 from the prior year. The fund increased \$715,476 over prior year's balance due to increased program activity fees, new programming, and conservative spending.

The Debt Service Fund has a total fund balance of \$1,581,115 of which \$1,581,115 is restricted for payment of debt service.

The Capital Improvement 2010 Referendum Fund total fund balance of \$571,826 is a decrease of \$1,991,568 all of which is committed for future operations. The decrease is due to District spending on capital projects.

Nonmajor Governmental Funds. The Special Recreation Fund is one of the non-primary operating funds of the District. The balance decreased in the current fiscal year due to more capital outlay spending related to special recreation expenditures.

General Fund Budgetary Highlights

The District did not change the General Fund's operating budget in 2023.

The General Fund had revenues of \$3,629,350, which were \$233,455 over budget, and expenditures of \$3,434,450 which were \$129,049 over budget. Revenues were over budget due to taxes, interest coming in higher than what was originally budgeted and expenditures coming in over budget due to the timing of an IGA expense reimbursement. The result was a positive budget variance of \$104,406.

The General Fund's excess of revenues and other financing sources over expenditures and other financing uses resulted in a net increase in fund balance of \$194,900 at the end of the year. This increase is mainly due to the increase in interest received.

Capital Asset and Debt Administration

Capital Assets. The District's capital assets were originally appraised during the fiscal year ended April 30, 2005 to develop a capital asset system and comply with the requirements of GASB Statement 34. An updated appraisal was completed during 2021-2022. Data in the capital system was based on historical cost information and the physical inventory. Assets were grouped in appropriate classes with a normal useful life assigned to allow the calculation of accumulated depreciation and net book values as of December 31, 2023.

Capital assets, net of accumulated depreciation for governmental activities as of December 31, 2023 was \$59,446,103 (compared to \$58,132,656 at December 31, 2022). The District's net investment in capital assets as of December 31, 2023 was \$7,552,168. This net investment in capital assets includes land, construction in progress, land improvements, buildings and constructed assets, machinery and equipment, and vehicles, less any capital related debt.

Major capital asset events during the current fiscal year included renovations to Park on the Green, playground replacement at Armstrong Park, construction of a maintenance storage building and a concessions storage building, artificial turf replacement at McCaslin Park, purchases of various outdoor maintenance equipment and completion of major renovations at Coral Cove Water Park.

Additional information on the District's capital assets can be found in Note 3 of this report.

Long-Term Debt. As of December 31, 2023, the District had total long-term liabilities of \$75,562,426 (compared to \$77,841,102 December 31, 2022), which includes an accrual of \$77,926 (\$72,274 at December 31, 2022) for compensated absences and deferred bond premiums of \$7,082,214 (\$7,882,128 at December 31, 2022). The long-term debt of \$55,164,317 is for general obligation bonds issued by the general government and being repaid from the applicable resources.

The District's total long-term liabilities decreased \$2,278,676 during the current fiscal year.

With the passage of legislation, the District can issue non-referendum general obligation bonds based on the District's 1991 debt service level before the tax cap (\$1.488 million). The legal debt limits for the District are 2.875% of assessed valuation (\$47,239,388) for total debt issued including referendum and non-referendum bonds (\$49.9 million for current assessed valuation). In 2010, the District calculated and issued new bonds based on conservative EAV growth and debt limitations following the passage of a referendum in February. The District refinanced current and new bonds in late 2011 and early 2013, and passed additional legislation in August 2012 to address this issue.

Additional information on the District's long-term debt can be found in Note 3 of this report.

Economic Factors and Next Year's Budgets and Rates

The District's fiscal year 2024 budget was prepared conservatively based on an increase of 2.46% of 2023 tax receipts, with an increase in property taxes of approximately \$120,632, excluding bonds, due to a higher estimated amount of reassessment in EAV. Fees and charges are based on an analysis of the market and covering direct and a portion of indirect costs.

In the near term, the District is anticipating an increase in tax revenues based on a CPI of 3.4% announced for the 2024 tax levy (2025 fiscal year), and construction of one new small residential subdivision and one new senior housing complex. Otherwise, the District is not aware of any economic factors that may adversely affect its financial circumstances in the future.

Requests for Information

This financial report is designed to provide a general overview of the Carol Stream Park District's finances, comply with finance related laws and regulations and demonstrate the District's commitment to public accountability. Questions concerning any of the information provided in this report or requests for additional financial information should be addressed to Lisa Scumaci, Director of Finance & Technology, Carol Stream Park District, 849 West Lies Road, Carol Stream, IL 60188.

BASIC FINANCIAL STATEMENTS

The basic financial Statements include integrated sets of financial statements as required by the GASB. The sets of statements include:

Government-Wide Financial Statements

Fund Financial Statements

Governmental Funds

In addition, the notes to the financial statements are included to provide information that is essential to a user's understanding of the basic financial statements.

CAROL STREAM PARK DISTRICT, ILLINOIS

**Statement of Net Position
December 31, 2023**

See Following Page

CAROL STREAM PARK DISTRICT, ILLINOIS

Statement of Net Position

December 31, 2023

	<u>Governmental Activities</u>
ASSETS	
Current Assets	
Cash and Investments	\$ 9,869,674
Receivables - Net of Allowances	12,016,092
Prepays	15,802
Total Current Assets	<u>21,901,568</u>
Noncurrent Assets	
Capital Assets	
Nondepreciable	19,018,439
Depreciable	63,498,548
Accumulated Depreciation	<u>(23,070,884)</u>
Total Noncurrent Assets	<u>59,446,103</u>
Total Assets	<u>81,347,671</u>
DEFERRED OUTFLOWS OF RESOURCES	
Deferred Items - IMRF	1,056,485
Loss on Refunding	<u>10,352,596</u>
Total Deferred Outflows of Resources	<u>11,409,081</u>
Total Assets and Deferred Outflows of Resources	<u>92,756,752</u>

The notes to the financial statements are an integral part of this statement.

	<u>Governmental Activities</u>
LIABILITIES	
Current Liabilities	
Accounts Payable	\$ 2,660,100
Accrued Payroll	103,054
Accrued Interest Payable	213,117
Other Payables	1,090,258
Current Portion of Long-Term Debt	4,000,585
Total Current Liabilities	<u>8,067,114</u>
Noncurrent Liabilities	
Compensated Absences Payable	62,341
Net Pension Liability - IMRF	1,996,605
Total OPEB Liability - RBP	235,272
General Obligation Bonds Payable - Net	58,237,214
General Obligation Capital Appreciation Bonds Payable	2,239,878
Accretion - General Obligation Capital Appreciation Bonds Payable	8,790,531
Total Noncurrent Liabilities	<u>71,561,841</u>
Total Liabilities	<u>79,628,955</u>
DEFERRED INFLOWS OF RESOURCES	
Property Taxes	<u>10,922,130</u>
Total Liabilities and Deferred Inflows of Resources	<u>90,551,085</u>
NET POSITION	
Net Investment in Capital Assets	7,552,168
Restricted	
Special Recreation	23,002
Illinois Municipal Retirement	149,173
Audit	25,173
Paving, Lighting and Roadways	106,624
Federal Insurance Contribution Act	115,954
Reserve for Liability Insurance	539,522
Debt Service	1,367,998
Working Cash - Nonexpendable	100,000
Unrestricted (Deficit)	<u>(7,773,947)</u>
Total Net Position	<u>2,205,667</u>

The notes to the financial statements are an integral part of this statement.

CAROL STREAM PARK DISTRICT, ILLINOIS

Statement of Activities

For the Fiscal Year Ended December 31, 2023

	Program Revenues				Net (Expenses)/ Revenues
	Expenses	Charges for Services	Operating Grants/ Contributions	Capital Grants/ Contributions	
Governmental Activities					
Culture and Recreation	\$ 11,672,601	4,746,466	974,500	—	(5,951,635)
Interest on Long-Term Debt	4,241,634	—	—	—	(4,241,634)
Total Governmental Activities	<u>15,914,235</u>	<u>4,746,466</u>	<u>974,500</u>	<u>—</u>	<u>(10,193,269)</u>
		General Revenues			
		Taxes			
		Property Taxes			10,536,302
		Intergovernmental - Unrestricted			
		Replacement Taxes			251,018
		Interest			393,558
		Miscellaneous			663,794
					<u>11,844,672</u>
		Change in Net Position			1,651,403
		Net Position - Beginning			<u>554,264</u>
		Net Position - Ending			<u><u>2,205,667</u></u>

The notes to the financial statements are an integral part of this statement.

CAROL STREAM PARK DISTRICT, ILLINOIS

Balance Sheet - Governmental Funds

December 31, 2023

See Following Page

CAROL STREAM PARK DISTRICT, ILLINOIS

Balance Sheet - Governmental Funds

December 31, 2023

	<u>General</u>
ASSETS	
Cash and Investments	\$ 2,271,992
Receivables - Net of Allowances	
Taxes	3,218,260
Accounts	—
Accrued Interest	19,657
Prepays	<u>11,948</u>
 Total Assets	 <u><u>5,521,857</u></u>
LIABILITIES	
Accounts Payable	32,704
Accrued Payroll	28,167
Other Payables	<u>13,121</u>
Total Liabilities	73,992
DEFERRED INFLOWS OF RESOURCES	
Property Taxes	<u>3,218,260</u>
Total Liabilities and Deferred Inflows of Resources	<u><u>3,292,252</u></u>
FUND BALANCES	
Nonspendable	11,948
Restricted	936,446
Committed	—
Assigned	138,727
Unassigned	<u>1,142,484</u>
Total Fund Balances	<u><u>2,229,605</u></u>
 Total Liabilities, Deferred Inflows of Resources and Fund Balances	 <u><u>5,521,857</u></u>

The notes to the financial statements are an integral part of this statement.

Special Revenue Recreation	Debt Service	Capital Projects Capital Improvements 2010 Referendum	Nonmajor	Totals
3,626,729	1,581,115	2,040,310	349,528	9,869,674
1,260,100	5,753,730	—	690,040	10,922,130
314,067	—	760,238	—	1,074,305
—	—	—	—	19,657
3,854	—	—	—	15,802
5,204,750	7,334,845	2,800,548	1,039,568	21,901,568
372,303	—	2,028,722	226,371	2,660,100
74,777	—	—	110	103,054
877,092	—	200,000	45	1,090,258
1,324,172	—	2,228,722	226,526	3,853,412
1,260,100	5,753,730	—	690,040	10,922,130
2,584,272	5,753,730	2,228,722	916,566	14,775,542
3,854	—	—	100,000	115,802
—	1,581,115	—	23,002	2,540,563
2,616,624	—	571,826	—	3,188,450
—	—	—	—	138,727
—	—	—	—	1,142,484
2,620,478	1,581,115	571,826	123,002	7,126,026
5,204,750	7,334,845	2,800,548	1,039,568	21,901,568

The notes to the financial statements are an integral part of this statement.

CAROL STREAM PARK DISTRICT, ILLINOIS

Reconciliation of the Total Governmental Fund Balance to the Statement of Net Position - Governmental Activities

December 31, 2023

Total Governmental Fund Balances	\$ 7,126,026
Amounts reported for governmental activities in the Statement of Net Position are different because:	
Capital assets used in Governmental Activities are not financial resources and therefore, are not reported in the funds.	59,446,103
Deferred outflows (inflows) of resources related to the pensions not reported in the funds. Deferred Items - IMRF	1,056,485
Long-term liabilities are not due and payable in the current period and therefore are not reported in the funds.	
Compensated Absences Payable	(77,926)
Net Pension Liability - IMRF	(1,996,605)
Total OPEB Liability - RBP	(235,272)
General Obligation Bonds Payable - Net	(73,252,623)
Loss on Refunding	10,352,596
Accrued Interest Payable	<u>(213,117)</u>
Net Position of Governmental Activities	<u><u>2,205,667</u></u>

The notes to the financial statements are an integral part of this statement.

CAROL STREAM PARK DISTRICT, ILLINOIS

**Statement of Revenues, Expenditures and Changes in Fund Balances - Governmental Funds
For the Fiscal Year Ended December 31, 2023**

See Following Page

CAROL STREAM PARK DISTRICT, ILLINOIS

Statement of Revenues, Expenditures and Changes in Fund Balances - Governmental Funds
For the Fiscal Year Ended December 31, 2023

	<u>General</u>
Revenues	
Taxes	\$ 3,057,452
Intergovernmental	251,018
Charges for Services	6,375
Interest	278,632
Grants and Donations	—
Miscellaneous	35,873
Total Revenues	<u>3,629,350</u>
Expenditures	
Culture and Recreation	3,232,869
Capital Outlay	201,581
Debt Service	
Principal Retirement	—
Interest and Fiscal Charges	—
Total Expenditures	<u>3,434,450</u>
Excess (Deficiency) of Revenues Over (Under) Expenditures	<u>194,900</u>
Other Financing Sources (Uses)	
Disposal of Capital Assets	—
Transfers In	—
Transfers Out	—
	<u>—</u>
Net Change in Fund Balances	194,900
Fund Balances - Beginning	<u>2,034,705</u>
Fund Balances - Ending	<u><u>2,229,605</u></u>

The notes to the financial statements are an integral part of this statement.

Special Revenue Recreation	Debt Service	Capital Projects Capital Improvements 2010 Referendum	Nonmajor	Totals
1,232,825	5,590,269	—	655,756	10,536,302
—	—	—	—	251,018
4,740,091	—	—	—	4,746,466
—	—	102,416	12,510	393,558
—	—	974,500	—	974,500
595,772	—	1,429	30,720	663,794
6,568,688	5,590,269	1,078,345	698,986	17,565,638
5,781,100	—	—	470,562	9,484,531
90,681	—	3,097,913	334,935	3,725,110
—	3,755,000	—	—	3,755,000
—	1,798,097	—	—	1,798,097
5,871,781	5,553,097	3,097,913	805,497	18,762,738
696,907	37,172	(2,019,568)	(106,511)	(1,197,100)
—	—	28,000	—	28,000
18,569	—	—	—	18,569
—	—	—	(18,569)	(18,569)
18,569	—	28,000	(18,569)	28,000
715,476	37,172	(1,991,568)	(125,080)	(1,169,100)
1,905,002	1,543,943	2,563,394	248,082	8,295,126
2,620,478	1,581,115	571,826	123,002	7,126,026

The notes to the financial statements are an integral part of this statement.

CAROL STREAM PARK DISTRICT, ILLINOIS

**Reconciliation of the Statement of Revenues, Expenditures and Changes in Fund Balances of the
Governmental Funds to the Statement of Activities - Governmental Activities
For the Fiscal Year Ended December 31, 2023**

Net Change in Fund Balances - Total Governmental Funds \$ (1,169,100)

Amounts reported for governmental activities in the Statement of Activities
are different because:

Governmental funds report capital outlays as expenditures. however, in the
Statement of Activities the cost of those assets is allocated over their estimated
useful lives and reported as depreciation expense.

Capital Outlays	3,286,716
Depreciation Expense	(1,823,311)
Disposals - Cost	(1,147,047)
Disposals - Accumulated Depreciation	997,089

The net effect of deferred outflows (inflows) of resources related
to the pensions not reported in the funds.

Change in Deferred Items - IMRF	57,302
---------------------------------	--------

The issuance of long-term debt provides current financial resources to
governmental funds, While the repayment of the principal on long-term
debt consumes the current financial resources of the governmental funds.

Change in Compensated Absences Payable	(5,652)
Change in Net Pension Liability - IMRF	149,373
Change in Total OPEB Liability - RBP	(5,430)
Retirement of Debt	3,755,000
Accretion Expense - Alternate Revenue Capital Appreciation Bonds	(2,414,529)
Amortization of Premium	799,914
Amortization of Loss on Refunding	(829,405)

Changes to accrued interest on long-term debt in the Statement of Activities
does not require the use of current financial resources and, therefore, are not
reported as expenditures in the governmental funds.

483

Changes in Net Position of Governmental Activities

1,651,403

CAROL STREAM PARK DISTRICT, ILLINOIS

Notes to the Financial Statements

December 31, 2023

NOTE 1 - SUMMARY OF SIGNIFICANT ACCOUNTING POLICIES

The Carol Stream Park District (the District) of Illinois is duly organized and existing under the provisions of the laws of the State of Illinois. The District is operating under the provisions of the Park District Code of the State of Illinois approved July 8, 1947 and under all laws amendatory thereto. The District operates under the commissioner-director form of government (an elected Board of seven District commissioners). The District provides a variety of recreational facilities, programs, and services.

The government-wide financial statements are prepared in accordance with generally accepted accounting principles (GAAP). The Governmental Accounting Standards Board (GASB) is responsible for establishing GAAP for state and local governments through its pronouncements (Statements and Interpretations). The more significant of the District's accounting policies established in GAAP and used by the District are described below.

REPORTING ENTITY

The accompanying financial statements present the government and its component units, entities for which the government is considered to be financially accountable. Blended component units are, in substance, part of the primary government's operations, even though they are legally separate entities. Thus, blended component units are appropriately presented as funds of the primary government. Each discretely presented component unit is reported in a separate column in the government-wide financial statements to emphasize that it is both legally and substantively separate from the government. Management has determined that there are no component units that are required to be included in the financial statements of the District as pension trust funds and there are no discretely component units to include in the reporting entity.

BASIS OF PRESENTATION

Government-Wide Statements

The District's basic financial statements include both government-wide (reporting the District as a whole) and fund financial statements (reporting the District's major funds). Both the government-wide and fund financial statements categorize primary activities as governmental. The District's preservation of open space, recreational program activities, development and maintenance of the District's various parks and facilities, and general administration are all classified as governmental activities.

In the government-wide Statement of Net Position, the governmental activities column is (a) presented on a consolidated basis by column, and (b) reported on a full accrual, economic resource basis, which recognizes all long-term assets/deferred outflows and receivables as well as long-term debt/deferred inflows and obligations. The District's net position is reported in three parts: net investment in capital assets; restricted; and unrestricted. The District first utilizes restricted resources to finance qualifying activities.

The government-wide Statement of Activities reports both the gross and net cost of each of the District's functions (culture and recreation, etc.). The functions are supported by general government revenues (property and personal property replacement taxes, certain intergovernmental revenues, interest, etc.). The Statement of Activities reduces gross expenses (including depreciation) by related program revenues, which include 1) charges to customers or applicants who purchase, use or directly benefit from goods, services or privileges provided by a given function or segment and 2) grants and contributions that are restricted to meeting the operational or capital requirements of a particular function or segment.

CAROL STREAM PARK DISTRICT, ILLINOIS

Notes to the Financial Statements

December 31, 2023

NOTE 1 - SUMMARY OF SIGNIFICANT ACCOUNTING POLICIES - Continued

BASIS OF PRESENTATION - Continued

Government-Wide Statements - Continued

The net costs (by function) are normally covered by general revenue (property and personal property replacement taxes, charges for services, interest income, etc.).

The District does not allocate indirect costs. An administrative and maintenance service fee is charged by the General Fund to the other operating funds that is eliminated like a reimbursement (reducing the revenue and expense in the General Fund) to recover the direct costs of General Fund services provided (finance, personnel, purchasing, legal, technology management, maintenance of buildings, grounds and natural areas).

This government-wide focus is more on the sustainability of the District as an entity and the change in the District's net position resulting from the current year's activities.

Fund Financial Statements

The financial transactions of the District are reported in individual funds in the fund financial statements. Each fund is accounted for by providing a separate set of self-balancing accounts that comprise its assets/deferred outflows, liabilities/deferred inflows, fund equity, revenues and expenditures/expenses. All of the District funds are reported as governmental funds. An emphasis is placed on major funds within the governmental category. A fund is considered major if it is a primary operating fund of the District or meets the following criteria:

Total assets/deferred outflows, liabilities/deferred inflows, revenues, or expenditures/expenses of that individual governmental fund are at least 10 percent of the corresponding total for all funds of that category or type; and

Total assets/deferred outflows, liabilities/deferred inflows, revenues, or expenditures/expenses of the individual governmental fund are at least 5 percent of the corresponding total for all governmental funds combined.

The various funds are reported by generic classification within the financial statements. The following fund types are used by the District:

Governmental Funds

The focus of the governmental funds' measurement (in the fund statements) is upon determination of financial position and changes in financial position (sources, uses, and balances of financial resources) rather than upon net income. The following is a description of the governmental funds of the District:

General Fund is the general operating fund of the District. It accounts for all revenues and expenditures of the District which are not accounted for in other funds. The General Fund is a major fund.

CAROL STREAM PARK DISTRICT, ILLINOIS

Notes to the Financial Statements

December 31, 2023

NOTE 1 - SUMMARY OF SIGNIFICANT ACCOUNTING POLICIES - Continued

BASIS OF PRESENTATION - Continued

Governmental Funds - Continued

Special Revenue Funds are used to account for the proceeds of specific revenue sources that are legally restricted to expenditures for specified purposes. The District maintains two special revenue funds. The Recreation Fund, a major fund, is used to account for the operations of the recreation programs offered to residents. Financing is provided by specific annual property tax levy to the extent user charges are not sufficient to provide such financing.

Debt Service Fund are used to account for the accumulation of funds for the periodic payment of principal and interest on general long-term debt. The Debt Service Fund is treated as a major fund and is used to account for the accumulation of resources for, and the payment of, general long-term debt principal and interest.

Capital Projects Funds are used to account for financial resources to be used for the acquisition of construction of major capital facilities. The District maintains two capital projects funds. The Capital Improvements 2010 Referendum Fund, a major fund, is used to account for projects associated with the successful passage of the District's 2010 Referendum, including capital repair and replacement funding from referendum project grant dollars received.

Permanent Fund are used to report resources that are legally restricted to the extent that only earnings, and not principal, may be used for purposes that support the reporting government's programs, that is, for the benefit of the government or its citizenry. The District maintains one permanent fund.

MEASUREMENT FOCUS AND BASIS OF ACCOUNTING

Measurement focus is a term used to describe "which" transactions are recorded within the various financial statements. Basis of accounting refers to "when" transactions are recorded regardless of the measurement focus applied.

Measurement Focus

On the government-wide Statement of Net Position and the Statement of Activities, governmental activities are presented using the economic resources measurement focus as defined below. In the fund financial statements, the "current financial resources" measurement focus or the "economic resources" measurement focus is used as appropriate.

All governmental funds utilize a "current financial resources" measurement focus. Only current financial assets/deferred outflows and liabilities/deferred inflows are generally included on their balance sheets. Their operating statements present sources and uses of available spendable financial resources during a given period. These funds use fund balance as their measure of available spendable financial resources at the end of the period.

The accounting objectives of the "economic resources" measurement focus is the determination of operating income, changes in net position (or cost recovery), financial position, and cash flows. All assets/deferred outflows, liabilities/deferred inflows (whether current or noncurrent) associated with their activities are reported.

CAROL STREAM PARK DISTRICT, ILLINOIS

Notes to the Financial Statements

December 31, 2023

NOTE 1 - SUMMARY OF SIGNIFICANT ACCOUNTING POLICIES - Continued

MEASUREMENT FOCUS AND BASIS OF ACCOUNTING - Continued

Basis of Accounting

In the government-wide Statement of Net Position and Statement of Activities, governmental activities are presented using the accrual basis of accounting. Under the accrual basis of accounting, revenues are recognized when earned and expenses are recorded when the liability/deferred inflow is incurred or economic asset used. Revenues, expenses, gains, losses, assets/deferred outflows, and liabilities/deferred inflows resulting from exchange and exchange-like transactions are recognized when the exchange takes place.

In the fund financial statements, governmental funds are presented on the modified accrual basis of accounting. Under this modified accrual basis of accounting, revenues are recognized when “measurable and available.” Measurable means knowing or being able to reasonably estimate the amount. Available means collectible within the current period or within sixty days after year end. The District recognizes property taxes when they become both measurable and available in accordance with GASB Codification Section P70. A sixty-day availability period is used for revenue recognition for all other governmental fund revenues. Expenditures (including capital outlay) are recorded when the related fund liability is incurred, except for general obligation bond principal and interest which are recognized when due.

In applying the susceptible to accrual concept under the modified accrual basis, those revenues susceptible to accrual are property taxes, interest revenue, and charges for services. All other revenues are not susceptible to accrual because generally they are not measurable until received in cash.

ASSETS/DEFERRED OUTFLOWS, LIABILITIES/DEFERRED INFLOWS, AND NET POSITION OR EQUITY

Cash and Investments

For purpose of the Statement of Net Position, the District's cash and cash equivalents are considered to be cash on hand, demand deposits, and cash with fiscal agent.

Investments are generally reported at fair value. Short-term investments are reported at cost, which approximates fair value. For investments, the District categorizes its fair value measurements within the fair value hierarchy established by generally accepted accounting principles. The hierarchy is based on the valuation inputs used to measure the fair value of the asset. Level 1 inputs are quoted prices in active markets for identical assets; Level 2 inputs are significant other observable inputs; Level 3 inputs are significant unobservable inputs.

Interfund Receivables, Payables and Activity

Interfund activity is reported as loans, services provided, reimbursements or transfers. Loans are reported as interfund receivables and payables as appropriate and are subject to elimination upon consolidation. Services provided, deemed to be at market or near market rates, are treated as revenues and expenditures/expenses. Reimbursements are when one fund incurs a cost, charges the appropriate benefiting fund and reduces its related cost as a reimbursement. All other interfund transactions are treated as transfers.

CAROL STREAM PARK DISTRICT, ILLINOIS

Notes to the Financial Statements

December 31, 2023

NOTE 1 - SUMMARY OF SIGNIFICANT ACCOUNTING POLICIES - Continued

ASSETS/DEFERRED OUTFLOWS, LIABILITIES/DEFERRED INFLOWS, AND NET POSITION OR EQUITY

Receivables

In the government-wide financial statements, receivables consist of all revenues earned at year-end and not yet received. Allowances for uncollectible accounts receivable are based upon historical trends and the periodic aging of accounts receivable. Major receivables balances for governmental activities include property taxes.

Prepays

Prepays are valued at cost, which approximates market, using the first-in/first-out (FIFO) method. The costs of governmental fund-type prepaids are recorded as expenditures when consumed rather than when purchased. Certain payments to vendors reflect costs applicable to future accounting periods and are recorded as prepaids in both the government-wide and fund financial statements.

Capital Assets

Capital assets purchased or acquired with an original cost of \$7,500, depending on asset class, or more are reported at historical cost or estimated historical cost. Contributed assets are reported at acquisition value as of the date received. Additions, improvements and other capital outlays that significantly extend the useful life of an asset are capitalized. Other costs incurred for repairs and maintenance are expenses as incurred.

The accounting and financial reporting treatment applied to a fund is determined by its measurement focus. General capital assets are long-lived assets of the District as a whole. When purchased, such assets are recorded as expenditures in the governmental funds and capitalized. The valuation basis for general capital assets are historical cost, or where historical cost is not available, estimated historical cost based on replacement costs.

Depreciation on all assets is computed and recorded using the straight-line method of depreciation over the following estimated useful lives:

Land Improvements	15 Years
Buildings and Constructed Assets	15 - 50 Years
Machinery and Equipment	10 - 20 Years
Vehicles	8 Years

Deferred Outflows/Inflows of Resources

Deferred outflow/inflow of resources represents a consumption/acquisition of net assets that applies to a future period and therefore will not be recognized as an outflow of resources (expense)/inflow of resources (revenue) until that future time.

CAROL STREAM PARK DISTRICT, ILLINOIS

Notes to the Financial Statements

December 31, 2023

NOTE 1 - SUMMARY OF SIGNIFICANT ACCOUNTING POLICIES - Continued

ASSETS/DEFERRED OUTFLOWS, LIABILITIES/DEFERRED INFLOWS, AND NET POSITION OR EQUITY - Continued

Compensated Absences

The District accrues accumulated unpaid vacation and associated employee-related costs when earned (or estimated to be earned) by the employee. In accordance with GASB Statement No. 16, no liability is recorded for nonvesting accumulation rights to receive sick pay benefits. However, a liability is recognized for that portion of accumulated sick leave that is estimated to be taken as “terminal leave” prior to retirement.

All vacation pay is accrued when incurred in the government-wide fund financial statements. A liability for these amounts is reported in the governmental funds only if they have matured, for example, as a result of employee resignations and retirements.

Long-Term Obligations

In the government-wide financial statements, long-term debt and other long-term obligations are reported as liabilities in the governmental activities Statement of Net Position. Bond premiums and discounts are deferred and amortized over the life of the bonds using the effective interest method. Bonds payable are reported net of the applicable bond premium or discount. Bond issuance costs are reported as expenses at the time of issuance.

In the fund financial statements, governmental fund types recognize bond premiums and discounts, as well as bond issuance costs, during the current period. The face amount of debt issued is reported as other financing sources. Premiums received on debt issuances are reported as other financing sources while discounts on debt issuances are reported as other financing uses. Issuance costs, whether or not withheld from the actual debt proceeds received, are reported as debt service expenditures.

Net Position

In the government-wide financial statements, equity is classified as net position and displayed in three components:

Net Investment in Capital Assets - Consists of capital assets, including restricted capital assets, net of accumulated depreciation, and reduced by the outstanding balances of any bonds, mortgages, notes or other borrowings that are attributable to the acquisition, construction, or improvement of those assets.

Restricted - Consists of net position with constraints placed on the use either by (1) external groups such as creditors, grantors, contributors, or laws or regulations of other governments; or (2) law through constitutional provisions or enabling legislation.

Unrestricted - All other net position balances that do not meet the definition of “restricted” or “net investment in capital assets.”

CAROL STREAM PARK DISTRICT, ILLINOIS

Notes to the Financial Statements

December 31, 2023

NOTE 1 - SUMMARY OF SIGNIFICANT ACCOUNTING POLICIES - Continued

ASSETS/DEFERRED OUTFLOWS, LIABILITIES/DEFERRED INFLOWS, AND NET POSITION OR EQUITY - Continued

Use of Estimates

The preparation of financial statements in conformity with GAAP requires management to make estimates and assumption that affect the reported amounts of assets and liabilities and disclosure of contingent assets and liabilities at the date of the financial statements and the reported amounts of revenues and expenditures/expenses during the reporting period. Actual results could differ from those estimates.

NOTE 2 - STEWARDSHIP, COMPLIANCE AND ACCOUNTABILITY

BUDGETARY INFORMATION

The District follows these procedures in establishing the budgetary data reflected in the financial statements:

- The Combined Budget and Appropriation Ordinance is prepared in tentative form by the Director of Finance and Administration and is made available by the Superintendent of Finance and Accounting for public inspection 30 days prior to final Board action. A public hearing is held on the tentative Combined Budget and Appropriation Ordinance to obtain taxpayer comments.
- Prior to January 1, the Appropriation Ordinance, which is generally fifteen percent (15%) greater than the operating budget, is legally enacted through the passage of a Combined Budget and Appropriation Ordinance. All actual expenditures contained herein have been compared to the operating budget.
- The Board of Park Commissioners may:
 - Amend the Budget and Appropriation ordinance in the same manner as its original enactment.
 - Transfer among items of any fund not exceeding in the aggregate fifteen percent (15%) of the total amount appropriated in such fund.
 - After six months of the fiscal year, by two-thirds vote transfer any appropriation item it anticipates to be unexpended to any other appropriation item.
- Management cannot amend the Budget and Appropriation Ordinance. However, expenditures may exceed appropriations at the sub-object level. Expenditures that exceed individual appropriations at the object level must be approved by the Board of Commissioners as outlined above.
- All budgets and appropriations are prepared based on the annual fiscal year of the District. The District does not use the encumbrance method of accounting. Budgetary funds are controlled by an integrated budgetary accounting system, in accordance with various legal requirements which govern the District.
- Budgets are adopted for the General Fund, the Special Revenue Funds, the Debt Service Fund and the Capital Projects Funds, on a basis of anticipated revenues to be received in cash, and expenditures to be incurred. This basis does not differ materially from generally accepted accounting principles (GAAP). All appropriations lapse at year end. There were no amendments adopted to the budget for the current year.

CAROL STREAM PARK DISTRICT, ILLINOIS

Notes to the Financial Statements

December 31, 2023

NOTE 2 - STEWARDSHIP, COMPLIANCE AND ACCOUNTABILITY - Continued

EXCESS OF ACTUAL EXPENDITURES OVER BUDGET IN INDIVIDUAL FUNDS

The following funds had an excess of actual expenditures, over budget as of the date of this report:

Fund	Excess
General	\$ 129,049
Recreation	120,412
Capital Improvement Account	5,863

NOTE 3 - DETAIL NOTES ON ALL FUNDS

DEPOSITS AND INVESTMENTS

The District maintains a cash and investment pool that is available for use by all funds. Each fund type's portion of this pool is displayed on the combined balance sheet as "cash and investments." In addition, investments are separately held by several of the District's funds.

Permitted Deposits and Investments - Statutes authorize the District to make deposits/invest in commercial banks, savings and loan institutions, obligations of the U.S. Treasury and U.S. Agencies, obligations of States and their political subdivisions, credit union shares, repurchase agreements, commercial paper rated within the three highest classifications by at least two standard rating services, the Illinois Public Reserves Investment Management Trust, and the the Illinois Park District Liquid Asset Fund

The Illinois Public Reserves Investment Management Trust (IPRIME) is an investment opportunity and cash management service for Illinois Municipal Treasurers acting on behalf of counties, townships, cities, towns, villages, special road districts, public water supply districts, fire protection districts, drainage districts, levee districts, sewer districts, housing authorities, and all other political corporations or subdivisions of the State of Illinois. Participation in IPRIME is voluntary. IPRIME is not registered with the SEC as an Investment Company. Investments in IPRIME are valued at the share price, the price for which the investment could be sold.

The Illinois Park District Liquid Asset Fund (IDLAF) allows Illinois park districts, forest preserves and joint recreational programs to pool their funds for investment purposes. The Illinois Park District Liquid Asset Fund is composed of finance officials and treasurers all of whom are employees of the Illinois public agencies, which are investors in the Illinois Park District Liquid Asset Fund. The Illinois Park District Liquid Asset Fund is not registered with the SEC as an investment company. Investments in the Illinois Park District Liquid Asset Fund are valued at the share price, the price for which the investment could be sold.

Deposits. At year-end, the carrying amount of the District's deposits totaled \$3,235,982 and the bank balances totaled \$3,379,021.

CAROL STREAM PARK DISTRICT, ILLINOIS

Notes to the Financial Statements

December 31, 2023

NOTE 3 - DETAIL NOTES ON ALL FUNDS - Continued

DEPOSITS AND INVESTMENTS - Continued

Investments. The District has the following investment fair values and maturities:

Investment Type	Fair Value	Investment Maturities (in Years)			
		Less Than 1	1-5	6-10	More Than 10
U.S. Treasury Securities	\$ 4,534,179	4,534,179	—	—	—
IPRIME	1,475,052	1,475,052	—	—	—
IDLAF	624,461	624,461	—	—	—
Totals	6,633,692	6,633,692	—	—	—

The District has the following recurring fair value measurements as of December 31, 2023:

- U.S. Treasury Securities of \$4,534,179 are valued using quoted market prices (Level 1 inputs)
- IPRIME of \$1,475,052 are measured at the net asset value per share determined by the pool
- IPDLAF of \$624,461 are measured at the net asset value per share determined by the pool

Interest Rate Risk. Interest rate risk is the risk that changes in interest rates will adversely affect the fair value of an investment. The District’s policy states that investing operating funds should be primarily in shorter-term securities, money-market mutual funds, or similar investment pools as a means of managing interest rate risk. Its practice is to structure the investment portfolio maturity dates in order to meet cash requirements for operations, capital projects and debt repayment schedules.

Credit Risk. Credit risk is the risk that an issuer or other counterparty to an investment will not fulfill its obligations. State law limits investments in commercial paper, corporate bonds and mutual funds to the top two ratings issued by nationally recognized statistical rating organizations. The District’s investment policy further states all institutions in which the District makes investments must be designated as approved depositories by the District’s Board of Park Commissioners. As of December 31, 2023, the District’s investment in the IPRIME and IPDLAF were rated AAAM by Standard and Poor’s.

Concentration of Credit Risk. Concentration of credit risk is the risk of loss attributed to the magnitude of the District’s investment in a single issuer. The District’s investment policy states that the investment objective is to make productive use of reserves while limiting credit risk. Therefore, the following limitations are in force:

- No individual issuer shall hold more than 5% of the District’s investment portfolio (direct obligations of the U.S. Treasury, FDIC insured obligations and money market funds).
- At least quarterly, any outside investment managers must furnish a detailed list of holdings so that the District can be assured that the limitations established here have not been violated.

At year-end, the District does not have any investments over 5 percent of the total cash and investment portfolio (other than investments issued or explicitly guaranteed by the U.S. government and investments in mutual funds, external investment pools, and other pooled investments).

CAROL STREAM PARK DISTRICT, ILLINOIS

Notes to the Financial Statements

December 31, 2023

NOTE 3 - DETAIL NOTES ON ALL FUNDS - Continued

DEPOSITS AND INVESTMENTS - Continued

Custodial Credit Risk. In the case of deposits, this is the risk that in the event of a bank failure, the District’s deposits may not be returned to it. The District’s investment policy requires funds on deposit in excess of insured limits be secured by some form of collateral. The District will accept any of the following assets as collateral:

- a. U.S. Government Securities
- b. Obligations of Federal Agencies
- c. Obligations of the State of Illinois
- d. General Obligation Municipal Bonds rated “A” or better issued by a governing body in the State of Illinois
- e. First Real Estate Mortgage Obligations

The amount of collateral provided shall not be less than 110 percent of the fair market value of the net amount of District funds on deposit at each financial institution. At year-end \$2,980 of the bank balance of the deposits was not covered by federal depository or equivalent insurance.

For an investment, this is the risk that, in the event of the failure of the counterparty, the District will not be able to recover the value of its investments or collateral securities that are in the possession of an outside party. The District’s investment policy does not address custodial credit risk for investments. At December 31, 2023, the District’s investment in the IPRIME and IPDLAF are not subject to custodial credit risk.

PROPERTY TAXES

Property taxes for 2022 attach as an enforceable lien on January 1 on property values assessed as of the same date. Taxes are levied by December of the subsequent fiscal year (by passage of a Tax Levy Ordinance). Tax bills are prepared by the County and are payable in two installments on or about June 1 and September 1. The County collects such taxes and remits them periodically.

INTERFUND TRANSFERS

Interfund transfers for the year consisted of the following:

Transfers In	Transfers Out	Amount
Recreation	Nonmajor Governmental	\$ 18,569

Transfers are used to move revenues from the fund that statute or budget requires to collect them to the fund that statute or budget requires to expend them.

CAROL STREAM PARK DISTRICT, ILLINOIS

Notes to the Financial Statements

December 31, 2023

NOTE 3 - DETAIL NOTES ON ALL FUNDS - Continued

CAPITAL ASSETS

Governmental Activities

Governmental capital asset activity for the year was as follows:

	Beginning Balances	Increases	Decreases	Ending Balances
Nondepreciable Capital Assets				
Land	\$ 16,955,168	—	—	16,955,168
Construction in Progress	1,729,436	1,886,703	1,552,868	2,063,271
	<u>18,684,604</u>	<u>1,886,703</u>	<u>1,552,868</u>	<u>19,018,439</u>
Depreciable Capital Assets				
Land Improvements	13,829,115	2,524,346	1,014,262	15,339,199
Buildings and Constructed Assets	44,230,286	206,877	33,195	44,403,968
Machinery and Equipment	3,087,510	132,878	66,126	3,154,262
Vehicles	545,803	88,780	33,464	601,119
	<u>61,692,714</u>	<u>2,952,881</u>	<u>1,147,047</u>	<u>63,498,548</u>
Less Accumulated Depreciation				
Land Improvements	8,681,709	520,785	902,527	8,299,967
Buildings and Constructed Assets	11,246,300	1,151,805	12,058	12,386,047
Machinery and Equipment	1,875,351	131,040	49,040	1,957,351
Vehicles	441,302	19,681	33,464	427,519
	<u>22,244,662</u>	<u>1,823,311</u>	<u>997,089</u>	<u>23,070,884</u>
Total Net Depreciable Capital Assets	<u>39,448,052</u>	<u>1,129,570</u>	<u>149,958</u>	<u>40,427,664</u>
Total Net Capital Assets	<u>58,132,656</u>	<u>3,016,273</u>	<u>1,702,826</u>	<u>59,446,103</u>

Depreciation expense of \$1,823,311 was charged to culture and recreation activities.

CAROL STREAM PARK DISTRICT, ILLINOIS

Notes to the Financial Statements

December 31, 2023

NOTE 3 - DETAIL NOTES ON ALL FUNDS - Continued

LONG-TERM DEBT

General Obligation Bonds

The District issues general obligation bonds to provide funds for the acquisition and construction of major capital facilities. General obligation bonds are direct obligations and pledge the full faith and credit of the District. General obligation bonds currently outstanding are as follows:

Issue	Debt Retired by	Beginning Balances	Issuances	Retirements	Ending Balances
\$14,425,000 General Obligation Refunding Park Bonds of 2016 - Due in annual installments of \$105,000 to \$5,100,000 plus interest at 2.50% to 5.00% through December 31, 2036.	Debt Service	\$ 10,340,000	—	120,000	10,220,000
\$145,000 General Obligation Limited Tax Refunding Park Bonds of 2020A - Due in one installment of \$145,000 plus interest at 4.00% on November 1, 2028.	Debt Service	145,000	—	—	145,000
\$2,435,000 Taxable General Obligation Limited Tax Refunding Park Bonds of 2020B - Due in annual installments of \$75,000 to \$295,000 plus interest at 0.75% to 1.95% through November 1, 2029.	Debt Service	1,455,000	—	225,000	1,230,000
\$12,850,000 General Obligation Refunding Park Bonds of 2020C - Due in annual installments of \$370,000 to \$3,745,000 plus interest at 2.00% to 4.00% through November 1, 2032.	Debt Service	12,480,000	—	—	12,480,000

CAROL STREAM PARK DISTRICT, ILLINOIS

Notes to the Financial Statements

December 31, 2023

NOTE 3 - DETAIL NOTES ON ALL FUNDS - Continued

LONG-TERM DEBT - Continued

General Obligation Bonds - Continued

Issue	Debt Retired by	Beginning Balances	Issuances	Retirements	Ending Balances
\$8,860,000 Taxable General Obligation Refunding Park Bonds of 2020D - Due in annual installments of \$45,000 to \$2,775,000 plus interest at 0.75% to 2.65% through November 1, 2036.	Debt Service	\$ 8,555,000	—	45,000	8,510,000
\$4,125,000 Taxable General Obligation Limited Tax Park Bonds of 2021A - Due in annual installments of \$20,000 to \$370,000 plus interest at 0.60% to 3.15% through November 1, 2041.	Debt Service	4,105,000	—	25,000	4,080,000
\$15,750,000 Taxable General Obligation Refunding Park Bonds of 2021B - Due in annual installments of \$90,000 to \$5,445,000 plus interest at 2.43% to 3.03% through November 1, 2039.	Debt Service	15,750,000	—	—	15,750,000
		<u>52,830,000</u>	—	<u>415,000</u>	52,415,000
Plus: Unamortized Premium on General Obligation Bonds					<u>7,082,214</u>
					<u><u>59,497,214</u></u>

General Obligation Capital Appreciation Bonds Payable

Governments issue general obligation capital appreciation bonds to provide funds for the acquisition and construction of major capital facilities. General obligation capital appreciation bonds are direct obligations and pledge the full faith and credit of the government. General obligation capital appreciation bonds currently outstanding are as follows:

CAROL STREAM PARK DISTRICT, ILLINOIS

Notes to the Financial Statements

December 31, 2023

NOTE 3 - DETAIL NOTES ON ALL FUNDS - Continued

LONG-TERM DEBT - Continued

General Obligation Capital Appreciation Bonds Payable - Continued

Issue	Debt Retired by	Beginning Balances	Issuances	Retirements	Ending Balances
\$15,005,225 General Obligation Taxable Capital Appreciation Bonds of 2011A - Due in annual installments of \$258,408 to \$986,654 plus interest at 13.50% through November 1, 2031.	Debt Service	\$ 3,460,871	—	711,554	2,749,317

Long-Term Liability Activity

Changes in long-term liabilities during the fiscal year were as follows:

Type of Debt	Additions	Deductions	Ending Balances	Amounts Due within One Year	
Governmental Activities					
Compensated Absences	\$ 72,274	11,304	5,652	77,926	15,585
Net Pension Liability - IMRF	2,145,978	—	149,373	1,996,605	—
Total OPEB Liability - RBP	229,842	5,430	—	235,272	—
General Obligation Bonds	52,830,000	—	415,000	52,415,000	1,260,000
Plus Unamortized Premium	7,882,128	—	799,914	7,082,214	—
General Obligation Capital Appreciation Bonds	3,460,871	—	711,554	2,749,317	509,439
Accretion - General Obligation Capital Appreciation Bonds	11,220,009	2,414,529	2,628,446	11,006,092	2,215,561
	<u>77,841,102</u>	<u>2,431,263</u>	<u>4,709,939</u>	<u>75,562,426</u>	<u>4,000,585</u>

For the governmental activities, the compensated absences, the net pension liability, and the total OPEB liability are liquidated by the General Fund and Recreation Fund. Payments on the general obligation bonds and the general obligation capital appreciation bonds are made by the Debt Service Fund.

CAROL STREAM PARK DISTRICT, ILLINOIS

Notes to the Financial Statements

December 31, 2023

NOTE 3 - DETAIL NOTES ON ALL FUNDS - Continued

LONG-TERM DEBT - Continued

Debt Service Requirements to Maturity

The annual debt service requirements to maturity, including principal and interest, are as follows:

Fiscal Year	Governmental Activities			
	General Obligation Bonds		General Obligation Capital Appreciation Bonds	
	Principal	Interest	Principal	Accretion
2024	\$ 1,260,000	1,787,200	509,439	2,215,561
2025	2,135,000	1,746,510	349,426	1,780,574
2026	3,145,000	1,668,107	175,631	1,044,369
2027	1,240,000	1,548,590	404,888	2,800,112
2028	460,000	1,504,675	445,657	3,574,343
2029	320,000	1,488,440	405,657	3,764,342
2030	330,000	1,482,114	355,993	3,814,007
2031	3,190,000	1,474,920	102,626	1,267,374
2032	4,710,000	1,351,364	—	—
2033	4,780,000	1,205,907	—	—
2034	5,055,000	978,727	—	—
2035	5,235,000	802,344	—	—
2036	5,445,000	615,716	—	—
2037	5,630,000	451,813	—	—
2038	5,795,000	287,315	—	—
2039	2,975,000	112,940	—	—
2040	370,000	22,365	—	—
2041	340,000	10,710	—	—
Totals	52,415,000	18,539,757	2,749,317	20,260,682

Defeased Debt

In prior years, the District defeased general obligation bonds by placing the proceeds of new bonds in an irrevocable trust to provide for all future debt service payment on the old bonds. Since the requirements which normally satisfy defeasance, have been met, the financial statements reflect satisfaction of the original liability through the irrevocable transfer to an escrow agent of an amount computed to be adequate to meet the future debt service requirements of the issue. Accordingly, the trust account assets and the liability for the defeased bonds are not included in the District's basic financial statements. Defeased bonds of \$16,400,000 remain outstanding as of the date of this report.

CAROL STREAM PARK DISTRICT, ILLINOIS

Notes to the Financial Statements

December 31, 2023

NOTE 3 - DETAIL NOTES ON ALL FUNDS - Continued

LONG-TERM DEBT - Continued

Legal Debt Margin

Chapter 70, Section 1205/6-2 of the Illinois Compiled Statutes provides "...for the payment of land condemned or purchased for parks or boulevards, for the building, maintaining, improving and protection of the same and for the payment of the expenses incident thereto, or for the acquisition of real estate and lands to be used as a site for an armory, any park district is authorized to issue the bonds or notes of such park district and pledge its property and credit therefore to an amount including existing indebtedness of such district so that the aggregate indebtedness of such district does not exceed 2.875% of the value of the taxable property therein, to be ascertained by the last assessment for state and county taxes previous to the issue from time to time of such bonds or notes or, until January 1, 1983, if greater, the sum that is produced by multiplying the district's 1978 equalized assessed valuation by the debt limitation percentage in effect on January 1, 1979, if a petition, signed by voters in number equal to not less than 2% of the voters of the district, who voted at the last general election in the district, asking that the authorized aggregate indebtedness of the district be increased to not more that .575% of the value of the taxable property therein, is presented to the Board and such increase is approved by the voters of the district at a referendum held on the question."

Assessed Valuation - 2022	<u>\$ 1,643,109,147</u>
Legal Debt Limit - 2.875% of Assessed Value	47,239,388
Amount of Debt Applicable to Limit	55,164,317
Debt Exemption Limit per 70 ILCS 1205/6-2	<u>(15,000,000) *</u>
Legal Debt Margin	<u>7,075,071</u>
Non-Referendum Legal Debt Limit .575% of Equalized Assessed Valuation	9,447,878
Amount of Debt Applicable to Limit Limited Tax Park Bonds	<u>5,455,000</u>
Non-Referendum Legal Debt Margin	<u>3,992,878</u>

*Excludes \$15,000,000 of bonds that refunded bonds approved by referendum at the February 2, 2010 general primary election. Pursuant to Section 6-2 of the Park Code, such bonds are not subject to the percentage limitations imposed by, and are not considered as part of the existing principal indebtedness of the District for the purposes of any applicable statutory debt limitation.

CAROL STREAM PARK DISTRICT, ILLINOIS

Notes to the Financial Statements

December 31, 2023

NOTE 3 - DETAIL NOTES ON ALL FUNDS - Continued

NET POSITION CLASSIFICATIONS

Net investment in capital assets was comprised of the following as of December 31, 2023:

Governmental Activities

Capital Assets - Net of Accumulated Depreciation	\$ 59,446,103
Plus:	
Loss on Refunding	10,352,596
Less Capital Related Debt:	
General Obligation Refunding Park Bonds of 2016	(10,220,000)
General Obligation Limited Tax Refunding Park Bonds of 2020A	(145,000)
Taxable General Obligation Limited Tax Refunding Park Bonds of 2020B	(1,230,000)
General Obligation Refunding Park Bonds of 2020C	(12,480,000)
Taxable General Obligation Refunding Park Bonds of 2020D	(8,510,000)
General Obligation Tax Park Bonds of 2021A	(4,080,000)
General Obligation Refunding Park Bonds of 2021B	(15,750,000)
General Obligation Taxable Capital Appreciation Bonds of 2011A	(2,749,317)
Premium on General Obligation Bonds	<u>(7,082,214)</u>
Net Investment in Capital Assets	<u>7,552,168</u>

CAROL STREAM PARK DISTRICT, ILLINOIS

Notes to the Financial Statements

December 31, 2023

NOTE 3 - DETAIL NOTES ON ALL FUNDS - Continued

FUND BALANCE CLASSIFICATIONS

In the governmental funds financial statements, the District considers restricted amounts to have been spent when an expenditure is incurred for purposes for which both restricted and unrestricted fund balance is available. The District first utilizes committed, then assigned and then unassigned fund balance when an expenditure is incurred for purposes for which all three unrestricted fund balances are available.

Nonspendable Fund Balance. Consists of resources that cannot be spent because they are either: a) not in a spendable form; or b) legally or contractually required to be maintained intact.

Restricted Fund Balance. Consists of resources that are restricted to specific purposes, that is, when constraints placed on the use of resources are either: a) externally imposed by creditors (such as through debt covenants), grantors, contributors, or laws or regulations of other governments; or b) imposed by law through constitutional provisions or enabling legislation.

Committed Fund Balance. Consists of resources constrained (issuance of an ordinance) to specific purposes by the government itself, using its highest level of decision-making authority, the Board of Commissioners; to be reported as committed, amounts cannot be used for any other purpose unless the government takes the same highest-level action to remove or change the constraint.

Assigned Fund Balance. Consists of amounts that are constrained by the Board of Commissioners' intent to be used for specific purposes but are neither restricted nor committed. Intent is expressed by a) the Board of Commissioners itself or b) a body or official to which the Board of Commissioners has delegated the authority to assign amounts to be used for specific purposes. The District's highest level of decision-making authority is the Board of Commissioners, who is authorized to assign amounts to a specific purpose.

Unassigned Fund Balance. Consists of residual net resources of a fund that has not been restricted, committed, or assigned within the General Fund and deficit fund balances of other governmental funds.

Minimum Fund Balance Policy. The District's policy manual states that the General Fund and Recreation Fund should maintain a minimum fund balance equal to 5 months of budgeted operating expenditures less capital expenditures.

CAROL STREAM PARK DISTRICT, ILLINOIS

Notes to the Financial Statements

December 31, 2023

NOTE 3 - DETAIL NOTES ON ALL FUNDS - Continued

FUND BALANCE CLASSIFICATIONS - Continued

The following is a schedule of fund balance classifications for the governmental funds as of the date of this report:

	General	Special Revenue Recreation	Debt Service	Capital Projects Capital Improvements 2010 Refund	Nonmajor	Totals
Fund Balances						
Nonspendable						
Prepays	\$ 11,948	3,854	—	—	—	15,802
Working Cash	—	—	—	—	100,000	100,000
	<u>11,948</u>	<u>3,854</u>	<u>—</u>	<u>—</u>	<u>100,000</u>	<u>115,802</u>
Restricted						
Special Recreation	—	—	—	—	23,002	23,002
Illinois Municipal Retirement	149,173	—	—	—	—	149,173
Audit	25,173	—	—	—	—	25,173
Paving, Lighting and Roadways	106,624	—	—	—	—	106,624
Federal Insurance Contribution Act	115,954	—	—	—	—	115,954
Reserve for Liability Insurance	539,522	—	—	—	—	539,522
Debt Service	—	—	1,581,115	—	—	1,581,115
	<u>936,446</u>	<u>—</u>	<u>1,581,115</u>	<u>—</u>	<u>23,002</u>	<u>2,540,563</u>
Committed						
Capital Improvements 2010 Refund	—	—	—	571,826	—	571,826
Recreational Programming, Facility Maintenance, and Future Recreation Capital	—	2,616,624	—	—	—	2,616,624
	<u>—</u>	<u>2,616,624</u>	<u>—</u>	<u>571,826</u>	<u>—</u>	<u>3,188,450</u>
Assigned						
Repairs and Replacement	138,727	—	—	—	—	138,727
Unassigned						
	<u>1,142,484</u>	<u>—</u>	<u>—</u>	<u>—</u>	<u>—</u>	<u>1,142,484</u>
Total Fund Balances	<u>2,229,605</u>	<u>2,620,478</u>	<u>1,581,115</u>	<u>571,826</u>	<u>123,002</u>	<u>7,126,026</u>

CAROL STREAM PARK DISTRICT, ILLINOIS

Notes to the Financial Statements

December 31, 2023

NOTE 4 - OTHER INFORMATION

RISK MANAGEMENT

Park District Risk Management Agency (PDRMA)

The District is exposed to various risks related to torts; theft of, damage to and destruction of assets; errors and omissions; injuries to employees; and net income losses. Since 1992, the District has been a member of the Park District Risk Management Agency (PDRMA) Property/Casualty Program, a joint risk management pool of park and forest preserve districts, and special recreation associations through which property, general liability, automobile liability, crime, boiler and machinery, public officials', employment practices liability and workers compensation coverage is provided in excess of specified limits for the members, acting as a single insurable unit.

Losses exceeding the per occurrence self-insured and reinsurance limit would be the responsibility of the District.

As a member of PDRMA's Property/Casualty Program, the District is represented on the Property/Casualty Program Council and the Membership Assembly and is entitled to one vote on each. The relationship between the District and PDRMA is governed by a contract and by-laws that have been adopted by resolution of the District's governing body.

The District is contractually obligated to make all annual and supplementary contributions to PDRMA, to report claims on a timely basis, cooperate with PDRMA, its claims administrator and attorneys in claims investigations and settlement, and to follow risk management procedures as outlined by PDRMA. Members have a contractual obligation to fund any deficit of PDRMA attributable to a membership year during which they were a member.

PDRMA is responsible for administering the self-insurance program and purchasing excess insurance according to the direction of the Program Council. PDRMA also provides its members with risk management services, including the defense of and settlement of claims, and establishes reasonable and necessary loss reduction and prevention procedures to be followed by the members. The following represents a summary of PDRMA's Property/Casualty Program balance sheet at December 31, 2022 and the statement of revenues and expenses for the period ending December 31, 2022. The District's portion of the overall equity of the pool is 0.624% or \$275,493.

Assets	\$ 66,570,393
Deferred Outflows of Resources - Pension	787,406
Liabilities	20,949,149
Deferred Inflows of Resources - Pension	2,223,803
Total Net Position	44,184,847
Operating Revenues	17,464,224
Nonoperating Revenues	(6,820,223)
Expenditures	23,554,952

Since 97.22% of PDRMA's liabilities are reserves for losses and loss adjustment expenses which are based on an actuarial estimate of the ultimate losses incurred, the Member Balances are adjusted annually as more recent loss information becomes available.

CAROL STREAM PARK DISTRICT, ILLINOIS

Notes to the Financial Statements

December 31, 2023

NOTE 4 - OTHER INFORMATION - Continued

RISK MANAGEMENT - Continued

Park District Risk Management Agency (PDRMA) Health Program

Since May 1, 2015, the District has been a member of the Park District Risk Management Agency (PDRMA) Health Program, a health insurance pool of park districts, special recreation associations, and public service organizations through which medical, vision, dental, life and prescription drug coverages are provided in excess of specified limits for the members, acting as a single insurable unit. The pool purchases excess insurance covering single claims over \$300,000. Until January 1, 2001 the PDRMA Health Program was a separate legal entity formerly known as the Illinois Park Employees Health Network (IPEHN).

Members can choose to provide any combination of coverages available to their employees, and pay premiums accordingly. As a member of the PDRMA Health Program, the District is represented on the Health Program Council as well as the Membership Assembly and is entitled to one vote on each. The relationship between the member agency and PDRMA Health Program is governed by a contract and by-laws that have been adopted by a resolution of each member's governing body. Members are contractually obligated to make all monthly payments to the PDRMA Health Program and to fund any deficit of the PDRMA Health Program upon dissolution of the pool. They will share in any surplus of the pool based on a decision by the Health Program Council.

The following represents a summary of PDRMA's Health Program balance sheet at December 31, 2022 and the statement of revenues and expenses for the period ending December 31, 2022.

Assets	\$ 28,231,130
Deferred Outflows of Resources - Pension	337,460
Liabilities	7,038,847
Deferred Inflows of Resources - Pension	953,058
Total Net Position	20,576,685
Operating Revenues	33,472,368
Nonoperating Revenues	(3,618,182)
Expenditures	34,619,747

A large percentage of PDRMA's liabilities are reserves for losses and loss adjustment expenses, which are based on an actuarial estimate of the ultimate losses incurred.

CAROL STREAM PARK DISTRICT, ILLINOIS

Notes to the Financial Statements

December 31, 2023

NOTE 4 - OTHER INFORMATION - Continued

JOINT VENTURE

Western DuPage Special Recreation Association

Effective May 1, 1996, the District became a member of the Western DuPage Special Recreation Association (WDSRA). WDSRA is an association of eight other area park districts that provides recreational programs and other activities for handicapped and impaired individuals. Each member agency shares equally in WDSRA, and generally provides funding based on up to .0400 cents per \$100 of its equalized assessed valuation. The District contributed \$314,440 to WDSRA during the current fiscal year.

The District does not have a direct financial interest in WDSRA and, therefore, its investment therein is not reported within the financial statements. Upon dissolution of WDSRA, the assets, if any, shall be divided among the members in accordance with an equitable formula as determined by a unanimous vote of WDSRA's Board of Directors.

Complete financial statements for WDSRA can be obtained from WDSRA's administrative offices at 116 Schmale Road, Carol Stream, Illinois.

INTERGOVERNMENTAL AGREEMENTS

The District and the school districts have entered into agreements that provide for the reciprocal use of each organization's facilities and services. No revenues or expenditures have been included in the accompanying financial statements for usage of facilities shared by each organization, as it was not practical to determine such charges.

CONTINGENT LIABILITIES

Litigation

From time to time, the District is party to various pending claims and legal proceedings with respect to employment, civil rights, property taxes and other matters. Although the outcome of such matters cannot be forecasted with certainty, it is the opinion of management and the District attorney that the likelihood is remote that any such claims or proceedings will have a material adverse effect on the District's financial position or results of operations.

Grants

Amounts received or receivable from grantor agencies are subject to audit and adjustment by grantor agencies, principally the federal government. Any disallowed claims, including amounts already collected, may constitute a liability of the applicable funds. The amount, if any, of expenditures which may be disallowed by the grantor cannot be determined at this time although the District expects such amounts, if any, to be immaterial.

CAROL STREAM PARK DISTRICT, ILLINOIS

Notes to the Financial Statements

December 31, 2023

NOTE 4 - OTHER INFORMATION - Continued

EMPLOYEE RETIREMENT SYSTEM - DEFINED BENEFIT PENSION PLAN

Illinois Municipal Retirement Fund (IMRF)

The District contributes to the Illinois Municipal Retirement Fund (IMRF), a defined benefit agent multiple-employer public employee retirement system that acts as a common investment and administrative agent for local governments and school districts in Illinois. IMRF issues a publicly available financial report that includes financial statements and required supplementary information for the plan as a whole, but not by individual employer. That report may be obtained online at www.imrf.org. The benefits, benefit levels, employee contributions, and employer contributions are governed by Illinois Compiled Statutes (ILCS) and can only be amended by the Illinois General Assembly.

Plan Administration. All hired in positions that meet or exceed the prescribed annual hourly standard must be enrolled in IMRF as participating members. The plan is accounted for on the economic resources measurement focus and the accrual basis of accounting. Employer and employee contributions are recognized when earned in the year that the contributions are required, benefits and refunds are recognized as an expense and liability when due and payable.

Plan Descriptions

Benefits Provided. IMRF provides two tiers of pension benefits. Employees hired before January 1, 2011, are eligible for Tier 1 benefits. Tier 1 employees are vested for pension benefits when they have at least eight years of qualifying service credit. Tier 1 employees who retire at age 55 (at reduced benefits) or after age 60 (at full benefits) with eight years of service are entitled to an annual retirement benefit, payable monthly for life, in an amount equal to 1-2/3% of the final rate of earnings for the first 15 years of service credit, plus 2% for each year of service credit after 15 years to a maximum of 75% of their final rate of earnings. Final rate of earnings is the highest total earnings during any consecutive 48 months within the last 10 years of service, divided by 48. Under Tier 1, the pension is increased by 3% of the original amount on January 1 every year after retirement.

Employees hired on or after January 1, 2011, are eligible for Tier 2 benefits. For Tier 2 employees, pension benefits vest after ten years of service. Participating employees who retire at age 62 (at reduced benefits) or after age 67 (at full benefits) with ten years of service are entitled to an annual retirement benefit, payable monthly for life, in an amount equal to 1-2/3% of the final rate of earnings for the first 15 years of service credit, plus 2% for each year of service credit after 15 years to a maximum of 75% of their final rate of earnings. Final rate of earnings is the highest total earnings during any 96 consecutive months within the last 10 years of service, divided by 96. Under Tier 2, the pension is increased on January 1 every year after retirement, upon reaching age 67, by the lesser of:

- 3% of the original pension amount, or
- 1/2 of the increase in the Consumer Price Index of the original pension amount.

CAROL STREAM PARK DISTRICT, ILLINOIS

Notes to the Financial Statements

December 31, 2023

NOTE 4 - OTHER INFORMATION - Continued

EMPLOYEE RETIREMENT SYSTEM - DEFINED BENEFIT PENSION PLAN - Continued

Illinois Municipal Retirement Fund (IMRF) - Continued

Plan Descriptions - Continued

Plan Membership. As of December 31, 2023, the measurement date, the following employees were covered by the benefit terms:

Inactive Plan Members Currently Receiving Benefits	42
Inactive Plan Members Entitled to but not yet Receiving Benefits	90
Active Plan Members	<u>51</u>
Total	<u>183</u>

Contributions. As set by statute, the District's Regular Plan Members are required to contribute 4.50% of their annual covered salary. The statute requires employers to contribute the amount necessary, in addition to member contributions, to finance the retirement coverage of its own employees. For the year-ended December 31, 2023, the District's contribution was 10.35% of covered payroll.

Net Pension Liability. The District's net pension liability was measured as of December 31, 2023. The total pension liability used to calculate the net pension liability was determined by an actuarial valuation as of that date.

Actuarial Assumptions. The total pension liability was determined by an actuarial valuation performed, as of December 31, 2023, using the following actuarial methods and assumptions:

Actuarial Cost Method	Entry Age Normal
Asset Valuation Method	Fair Value
Actuarial Assumptions	
Interest Rate	7.25%
Salary Increases	2.85% to 13.75%
Cost of Living Adjustments	2.75%
Inflation	2.25%

CAROL STREAM PARK DISTRICT, ILLINOIS

Notes to the Financial Statements

December 31, 2023

NOTE 4 - OTHER INFORMATION - Continued

EMPLOYEE RETIREMENT SYSTEM - DEFINED BENEFIT PENSION PLAN - Continued

Illinois Municipal Retirement Fund (IMRF) - Continued

Plan Descriptions - Continued

Actuarial Assumptions - Continued. For non-disabled retirees, the Pub-2010, Amount-Weighted, below-median income, General, Retiree, Male (adjusted 108.0%) and Female (adjusted 106.4%) tables, and future mortality improvements projected using scale MP-2021. For disabled retirees, the Pub-2010, Amount-Weighted, below-median income, General, Disabled Retiree, Male and Female (both unadjusted) tables, and future mortality improvements projected using scale MP-2021. For active members, the Pub-2010, Amount-Weighted, below-median income, General, Employee, Male and Female (both unadjusted) tables, and future mortality improvements projected using scale MP-2021.

The long-term expected rate of return on pension plan investments was determined using a building-block method in which best-estimate ranges of expected future real rates of return (expected returns, net of pension plan investment expense, and inflation) are developed for each major asset class. These ranges are combined to produce the long-term expected rate of return by weighting the expected future real rates of return to the target asset allocation percentage and adding expected inflation. The target allocation and best estimates of geometric real rates of return for each major asset class are summarized in the following table:

<u>Asset Class</u>	<u>Target</u>	<u>Long-Term Expected Real Rate of Return</u>
Fixed Income	25.50%	4.90%
Domestic Equities	35.50%	6.50%
International Equities	18.00%	7.60%
Real Estate	10.50%	6.20%
Blended	9.50%	6.25% - 9.90%
Cash and Cash Equivalents	1.00%	4.00%

CAROL STREAM PARK DISTRICT, ILLINOIS

Notes to the Financial Statements

December 31, 2023

NOTE 4 - OTHER INFORMATION - Continued

EMPLOYEE RETIREMENT SYSTEM - DEFINED BENEFIT PENSION PLAN - Continued

Illinois Municipal Retirement Fund (IMRF) - Continued

Discount Rate

The discount rate used to measure the total pension liability was 7.25%, the same as the prior valuation. The projection of cash flows used to determine the discount rate assumed that member contributions will be made at the current contribution rate and that District contributions will be made at rates equal to the difference between the actuarially determined contribution rates and the member rate. Based on those assumptions, the Fund's fiduciary net position was projected to be available to make all project future benefit payments of current plan members. Therefore, the long-term expected rate of return on pension plan investments was applied to all period of projected benefit payments to determine the total pension liability.

Discount Rate Sensitivity

The following is a sensitivity analysis of the net pension liability to changes in the discount rate. The table below presents the net pension liability of the District calculated using the discount rate as well as what the District's net pension liability would be if it were calculated using a discount rate that is one percentage point lower or one percentage point higher than the current rate:

	1% Decrease (6.25%)	Current Discount Rate (7.25%)	1% Increase (8.25%)
Net Pension Liability	\$ 3,932,082	1,996,605	477,897

CAROL STREAM PARK DISTRICT, ILLINOIS

Notes to the Financial Statements

December 31, 2023

NOTE 4 - OTHER INFORMATION - Continued

EMPLOYEE RETIREMENT SYSTEM - DEFINED BENEFIT PENSION PLAN - Continued

Illinois Municipal Retirement Fund (IMRF) - Continued

Changes in the Net Pension Liability

	Total Pension Liability (A)	Plan Fiduciary Net Position (B)	Net Pension Liability (A) - (B)
Balances at December 31, 2022	\$ 14,117,847	11,971,869	2,145,978
Changes for the Year:			
Service Cost	236,525	—	236,525
Interest on the Total Pension Liability	1,014,336	—	1,014,336
Changes of Benefit Terms	—	—	—
Difference Between Expected and Actual Experience of the Total Pension Liability	574,266	—	574,266
Changes of Assumptions	1,682	—	1,682
Contributions - Employer	—	297,961	(297,961)
Contributions - Employees	—	129,548	(129,548)
Net Investment Income	—	1,277,191	(1,277,191)
Benefit Payments, Including Refunds of Employee Contributions	(490,531)	(490,531)	—
Other (Net Transfer)	—	271,482	(271,482)
Net Changes	1,336,278	1,485,651	(149,373)
Balances at December 31, 2023	15,454,125	13,457,520	1,996,605

CAROL STREAM PARK DISTRICT, ILLINOIS

Notes to the Financial Statements

December 31, 2023

NOTE 4 - OTHER INFORMATION - Continued

EMPLOYEE RETIREMENT SYSTEM - DEFINED BENEFIT PENSION PLAN - Continued

Illinois Municipal Retirement Fund (IMRF) - Continued

Pension Expense, Deferred Outflows of Resources, and Deferred Inflows of Resources Related to Pensions

For the year ended December 31, 2023, the District recognized pension expense of \$91,286. At December 31, 2023, the District reported deferred outflows or resources and deferred inflows of resources related to pensions from the following sources:

	Deferred Outflows of Resources	Deferred Inflows of Resources	Totals
Difference Between Expected and Actual Experience	\$ 444,408	—	444,408
Change in Assumptions	1,100	—	1,100
Net Difference Between Projected and Actual Earnings on Pension Plan Investments	610,977	—	610,977
Total Deferred Amounts Related to IMRF	<u>1,056,485</u>	—	<u>1,056,485</u>

Amounts reported as deferred outflows of resources and deferred inflows of resources related to pensions will be recognized in pension expense in future periods as follows:

Fiscal Year	Net Deferred Outflows/ (Inflows) of Resources
2024	\$ 343,492
2025	383,088
2026	410,239
2027	(80,334)
2028	—
Thereafter	—
Total	<u>1,056,485</u>

CAROL STREAM PARK DISTRICT, ILLINOIS

Notes to the Financial Statements

December 31, 2023

NOTE 4 - OTHER INFORMATION - Continued

OTHER POST-EMPLOYMENT BENEFITS

General Information about the OPEB Plan

Plan Description. The District's defined benefit OPEB plan, Carol Stream Park District's Retiree Benefit Plan (RBP), provides OPEB for all permanent full-time general employees of the District. RBP is a single-employer defined benefit OPEB plan administered by the District. Article 11 of the State Compiled Statutes grants the authority to establish and amend the benefit terms and financing requirements to the District Board. No assets are accumulated in a trust that meets the criteria in paragraph 4 of Statement 75.

Benefits Provided. RBP provides healthcare, dental, and vision benefits for retirees and their dependents. Retirees and spousal/dependent may continue these benefits through COBRA provisions until the Medicare age. Retirees may not continue on the healthcare plan once Medicare eligible.

Plan Membership. As of December 31, 2023, the measurement date, the following employees were covered by the benefit terms:

Inactive Plan Members Currently Receiving Benefits	1
Inactive Plan Members Entitled to but not yet Receiving Benefits	—
Active Plan Members	<u>34</u>
Total	<u>35</u>

Total OPEB Liability

The District's total OPEB liability was measured as of December 31, 2023, and was determined by an actuarial valuation as of December 31, 2023.

Actuarial Assumptions and Other Inputs. The total OPEB liability in the December 31, 2023 actuarial valuation was determined using the following actuarial assumptions and other inputs, applied to all periods included in the measurement, unless otherwise specified:

CAROL STREAM PARK DISTRICT, ILLINOIS

Notes to the Financial Statements

December 31, 2023

NOTE 4 - OTHER INFORMATION - Continued

OTHER POST-EMPLOYMENT BENEFITS - Continued

Total OPEB Liability - Continued

Actuarial Assumptions and Other Inputs - Continued.

Inflation	2.25%
Salary Increases	2.50%
Discount Rate	3.26%
Healthcare Cost Trend Rates	The initial trend rate is based on the 2023 Segal Health Plan Cost Trend Survey. The grading period and ultimate trend rates selected fall within a generally accepted range.
Retirees' Share of Benefit-Related Costs	100% of projected health insurance premiums for retirees

The discount rate has been decreased from 3.72% to 3.26% to better reflect the current high-quality fixed income environment.

Mortality rates were based on PubG-2010(B) improved generationally using MP-2020 improvement rates, weighted per IMRF experience study dated December 14, 2020.

Change in the Total OPEB Liability

	Total OPEB Liability
Balance at December 31, 2022	\$ 229,842
Changes for the Year:	
Service Cost	19,170
Interest on the Total OPEB Liability	8,032
Changes of Benefit Terms	—
Difference Between Expected and Actual Experience	—
Changes of Assumptions or Other Inputs	6,059
Benefit Payments	(27,831)
Net Changes	5,430
Balance at December 31, 2023	235,272

CAROL STREAM PARK DISTRICT, ILLINOIS

Notes to the Financial Statements

December 31, 2023

NOTE 4 - OTHER INFORMATION - Continued

OTHER POST-EMPLOYMENT BENEFITS - Continued

Sensitivity of the Total OPEB Liability to Changes in the Discount Rate

The discount rate used to measure the total pension liability was 3.26%, while the prior valuation used 3.72%. The following presents the total OPEB liability, calculated using the discount rate, as well as what the total OPEB liability would be if it were calculated using a discount rate that is one percentage point lower or one percentage point higher:

	Decrease (2.26%)	Current Discount Rate (3.26%)	1% Increase (4.26%)
Total OPEB Liability	\$ 248,941	235,272	222,300

Sensitivity of the Total OPEB Liability to Changes in the Healthcare Cost Trend Rates

The following presents the total OPEB liability, calculated using a varied Healthcare Trend Rate, as well as what the total OPEB liability would be if it were calculated using a Healthcare Trend Rate that is one percentage point lower or one percentage point higher:

	1% Decrease (Varies)	Healthcare Cost Trend Rates (Varies)	1% Increase (Varies)
Total OPEB Liability	\$ 211,161	235,272	264,382

OPEB Expense and Deferred Outflows of Resources and Deferred Inflows of Resources Related to OPEB

Per GASB Statement No. 75, under the Alternative Measurement Method, changes in Total OPEB Liability are immediately recognized as expense, resulting in no deferred outflows of resources or deferred inflows of resources related to OPEB.

For the year ended December 31, 2023, the District recognized OPEB expense of \$33,261.

REQUIRED SUPPLEMENTARY INFORMATION

Required supplementary information includes financial information and disclosures that are required by the GASB but are not considered a part of the basic financial statements. Such information includes:

- Schedule Employer Contributions
Illinois Municipal Retirement Fund
- Schedule of Changes in the Employer's Net Pension Liability/(Asset)
Illinois Municipal Retirement Fund
- Schedule of Changes in the Employer's Total OPEB Liability
Retiree Benefit Plan
- Budgetary Comparison Schedules
General Fund
Recreation - Special Revenue Fund

Notes to the Required Supplementary Information

Budgetary Information - Budgets are adopted on a basis consistent with generally accepted accounting principles.

CAROL STREAM PARK DISTRICT, ILLINOIS

**Illinois Municipal Retirement Fund
Schedule Employer Contributions
December 31, 2023**

Fiscal Year	Actuarially Determined Contribution	Contributions in Relation to the Actuarially Determined Contribution	Contribution Excess/ (Deficiency)	Covered Payroll	Contributions as a Percentage of Covered Payroll
2014	\$ 318,744	\$ 320,829	\$ 2,085	\$ 2,649,576	12.11%
2015	327,906	327,906	—	2,743,981	11.95%
2016	313,115	313,115	—	2,615,834	11.97%
2017	310,424	310,424	—	2,708,760	11.46%
2018	310,637	310,637	—	2,708,258	11.47%
2019	281,409	281,409	—	2,724,192	10.33%
2020	283,072	283,072	—	2,364,852	11.97%
2021	295,122	295,122	—	2,391,591	12.34%
2022	294,354	294,354	—	2,570,777	11.45%
2023	297,961	297,961	—	2,878,848	10.35%

Notes to the Required Supplementary Information:

Actuarial Cost Method	Aggregate Entry Age Normal
Amortization Method	Level % Pay (Closed)
Remaining Amortization Period	20 Years
Asset Valuation Method	5-Year Smoothed Fair Value
Inflation	2.25%
Salary Increases	2.75% to 13.75%, Including Inflation
Investment Rate of Return	7.25%
Retirement Age	Experience-based table of rates that are specific to the type of eligibility condition. Last updated for the 2020 valuation pursuant to an experience study of the period 2017-2019.
Mortality	For non-disabled retirees, the Pub-2010, Amount-Weighted, below-median income, General, Retiree, Male (adjusted 106%) and Female (adjusted 105%) tables, and future mortality improvements projected using scale MP-2020. For disabled retirees, the Pub-2010, Amount-Weighted, below-median income, General, Disabled Retiree, Male and Female (both unadjusted) tables, and future mortality improvements projected using scale MP-2020. For active members, the Pub-2010, Amount-Weighted, below-median income, General, Employee, Male and Female (both unadjusted) tables, and future mortality improvements projected using scale MP-2020.

Note:

This schedule is intended to show information for ten years. Information for additional years will be displayed as it becomes available.

CAROL STREAM PARK DISTRICT, ILLINOIS

Illinois Municipal Retirement Fund

Schedule of Changes in the Employer's Net Pension Liability/(Asset)

December 31, 2023

	12/31/2014	12/31/2015
Total Pension Liability		
Service Cost	\$ 313,327	291,403
Interest	568,691	642,697
Differences Between Expected and Actual Experience	34,971	(392,790)
Change of Assumptions	246,041	13,306
Benefit Payments, Including Refunds of Member Contributions	(176,035)	(151,956)
Net Change in Total Pension Liability	986,995	402,660
Total Pension Liability - Beginning	7,524,018	8,511,013
Total Pension Liability - Ending	8,511,013	8,913,673
Plan Fiduciary Net Position		
Contributions - Employer	\$ 320,829	327,906
Contributions - Members	122,393	131,293
Net Investment Income	385,344	35,139
Benefit Payments, Including Refunds of Member Contributions	(176,035)	(151,956)
Other (Net Transfer)	38,079	(401,908)
Net Change in Plan Fiduciary Net Position	690,610	(59,526)
Plan Net Position - Beginning	6,183,517	6,874,127
Plan Net Position - Ending	6,874,127	6,814,601
Employer's Net Pension Liability/(Asset)	\$ 1,636,886	2,099,072
Plan Fiduciary Net Position as a Percentage of the Total Pension Liability	80.77%	76.45%
Covered Payroll	\$ 2,666,906	2,743,981
Employer's Net Pension Liability/(Asset) as a Percentage of Covered Payroll	61.38%	76.50%

Note: This schedule is intended to show information for ten years. Information for additional years will be displayed as it becomes available.

Changes of Assumptions. Changes in assumptions related to the discount rate were made in 2014 through 2018 and 2020. Changes in assumptions related to the demographics were made in 2014 and 2017.

12/31/2016	12/31/2017	12/31/2018	12/31/2019	12/31/2020	12/31/2021	12/31/2022	12/31/2023
292,683	271,504	272,378	273,954	283,861	215,679	228,399	236,525
670,847	718,599	761,931	803,299	867,921	888,199	951,527	1,014,336
(111,747)	141,070	(173,466)	160,214	(333,829)	198,399	163,707	574,266
(27,781)	(303,084)	359,306	—	(112,465)	—	—	1,682
(182,946)	(218,311)	(283,220)	(316,854)	(385,308)	(398,089)	(472,203)	(490,531)
641,056	609,778	936,929	920,613	320,180	904,188	871,430	1,336,278
8,913,673	9,554,729	10,164,507	11,101,436	12,022,049	12,342,229	13,246,417	14,117,847
9,554,729	10,164,507	11,101,436	12,022,049	12,342,229	13,246,417	14,117,847	15,454,125
313,115	310,424	310,637	281,409	283,072	295,122	294,354	297,961
120,061	121,894	121,872	130,994	106,419	107,621	115,685	129,548
470,263	1,230,979	(367,407)	1,505,670	1,392,800	1,866,340	(1,475,963)	1,277,191
(182,946)	(218,311)	(283,220)	(316,854)	(385,308)	(398,089)	(472,203)	(490,531)
32,824	(59,063)	(128,686)	28,587	(7,536)	3,809	8,903	271,482
753,317	1,385,923	(346,804)	1,629,806	1,389,447	1,874,803	(1,529,224)	1,485,651
6,814,601	7,567,918	8,953,841	8,607,037	10,236,843	11,626,290	13,501,093	11,971,869
7,567,918	8,953,841	8,607,037	10,236,843	11,626,290	13,501,093	11,971,869	13,457,520
1,986,811	1,210,666	2,494,399	1,785,206	715,939	(254,676)	2,145,978	1,996,605
79.21%	88.09%	77.53%	85.15%	94.20%	101.92%	84.80%	87.08%
2,615,834	2,708,760	2,708,258	2,724,192	2,364,852	2,391,591	2,570,777	2,878,848
75.95%	44.69%	92.10%	65.53%	30.27%	(10.65%)	83.48%	69.35%

CAROL STREAM PARK DISTRICT, ILLINOIS

Retiree Benefit Plan

Schedule of Changes in the Employer's Total OPEB Liability

December 31, 2023

	<u>12/31/2018</u>
Total OPEB Liability	
Service Cost	\$ 8,080
Interest	19,775
Differences Between Expected and Actual Experience	—
Change of Assumptions or Other Inputs	(31,920)
Benefit Payments	<u>(39,591)</u>
Net Change in Total OPEB Liability	(43,656)
Total OPEB Liability - Beginning	<u>594,216</u>
Total OPEB Liability - Ending	<u><u>550,560</u></u>
Covered-Employee Payroll	\$ 2,708,898
Total OPEB Liability as a Percentage of Covered-Employee Payroll	20.32%

Notes:

This schedule is intended to show information for ten years. Information for additional years will be displayed as it becomes available.

No assets are accumulated in a trust that meets the criteria in paragraph 4 of Statement 75.

Changes of Assumptions. Changes of assumptions related to the discount rate were made in 2018 - 2023.

12/31/2019	12/31/2020	12/31/2021	12/31/2022	12/31/2023
7,853	2,375	6,859	5,805	19,170
21,716	16,066	12,023	9,753	8,032
—	(53,364)	—	(227,910)	—
67,156	56,009	(75,873)	(15,548)	6,059
(41,547)	(38,767)	(41,876)	(31,448)	(27,831)
55,178	(17,681)	(98,867)	(259,348)	5,430
550,560	605,738	588,057	489,190	229,842
605,738	588,057	489,190	229,842	235,272
2,459,297	2,187,758	2,193,207	2,153,398	2,462,978
24.63%	26.88%	22.30%	10.67%	9.55%

CAROL STREAM PARK DISTRICT, ILLINOIS

General Fund

Schedule of Revenues, Expenditures and Changes in Fund Balance - Budget and Actual

For the Fiscal Year Ended December 31, 2023

	Budgeted Amounts		Actual Amounts
	Original	Final	
Revenues			
Taxes			
Property Taxes	\$ 3,046,295	3,046,295	3,057,452
Intergovernmental			
Replacement Taxes	240,000	240,000	251,018
Charges for Services			
Program Activities	8,500	8,500	6,375
Interest	89,600	89,600	278,632
Miscellaneous			
Recovery of Cost	11,500	11,500	34,373
Miscellaneous	—	—	1,500
Total Revenues	<u>3,395,895</u>	<u>3,395,895</u>	<u>3,629,350</u>
Expenditures			
Culture and Recreation			
Salaries and Wages	1,386,788	1,386,788	1,313,372
Employee Fringe Benefits	834,939	834,939	801,525
Utilities	60,753	60,753	68,607
Contractual Services	785,891	785,891	875,047
Commodities	165,920	165,920	174,318
Capital Outlay	71,110	71,110	201,581
Total Expenditures	<u>3,305,401</u>	<u>3,305,401</u>	<u>3,434,450</u>
Net Change in Fund Balance	<u>90,494</u>	<u>90,494</u>	194,900
Fund Balance - Beginning			<u>2,034,705</u>
Fund Balance - Ending			<u><u>2,229,605</u></u>

CAROL STREAM PARK DISTRICT, ILLINOIS

Recreation Fund

Schedule of Revenues, Expenditures and Changes in Fund Balance - Budget and Actual

For the Fiscal Year Ended December 31, 2023

	Budgeted Amounts		Actual Amounts
	Original	Final	
Revenues			
Taxes			
Property Taxes	\$ 1,234,997	1,234,997	1,232,825
Charges for Services			
Program Activities	3,737,545	3,737,545	4,257,254
Rentals	436,277	436,277	482,837
Miscellaneous			
Concession Sales	347,484	347,484	424,922
Recovery of Cost	39,740	39,740	63,380
Miscellaneous	93,295	93,295	107,470
Total Revenues	<u>5,889,338</u>	<u>5,889,338</u>	<u>6,568,688</u>
Expenditures			
Culture and Recreation			
Salaries and Wages	2,961,709	2,961,709	2,978,262
Employee Fringe Benefits	242,666	242,666	201,089
Utilities	438,655	438,655	451,839
Contractual Services	1,517,146	1,517,146	1,506,298
Commodities	537,359	537,359	643,612
Capital Outlay	53,834	53,834	90,681
Total Expenditures	<u>5,751,369</u>	<u>5,751,369</u>	<u>5,871,781</u>
Excess (Deficiency) of Revenues Over (Under) Expenditures	137,969	137,969	696,907
Other Financing Sources			
Transfers In	<u>31,997</u>	<u>31,997</u>	<u>18,569</u>
Net Change in Fund Balance	<u>169,966</u>	<u>169,966</u>	715,476
Fund Balance - Beginning			<u>1,905,002</u>
Fund Balance - Ending			<u>2,620,478</u>

OTHER SUPPLEMENTARY INFORMATION

Other supplementary information includes financial statements and schedules not required by the GASB, nor a part of the basic financial statements, but are presented for purposes of additional analysis.

Such statements and schedules include:

- Budgetary Comparison Schedules - Major Governmental Funds
- Combining Statements - Nonmajor Governmental Funds
- Budgetary Comparison Schedules - Nonmajor Governmental Funds
- Consolidated Year-End Financial Report

INDIVIDUAL FUND SCHEDULES

GENERAL FUND

The General Fund is used to account for all financial resources except those required to be accounted for in another fund.

SPECIAL REVENUE FUNDS

The Special Revenue Funds are used to account for the proceeds of specific revenue sources (other than fiduciary funds or capital projects funds) that are legally restricted to expenditure for specified purposes.

Recreation Fund

The Recreation Fund is used to account for the operations of the recreation programs offered to residents. Financing is provided by a specific annual property tax levy to the extent user charges are not sufficient to provide such financing.

Special Recreation Fund

The Special Recreation Fund is used to account for the expenditures in connection with the District's participation in the Western DuPage Special Recreation Association, which provides recreation programs to the handicapped and impaired.

DEBT SERVICE FUND

The Debt Service Fund is used to account for the accumulation of resources for, and the payment of, general long-term debt principal and interest.

CAPITAL PROJECTS FUNDS

The Capital Projects Funds are used to account for all financial resources used for the acquisition or construction of major capital facilities, equipment and capital asset replacement.

Capital Improvement 2010 Referendum Fund

The Capital Improvement 2010 Referendum Fund is used to account for projects associated with the successful passage of the District's 2010 Referendum, including capital repair and replacement funding from referendum project grant dollars received.

INDIVIDUAL FUND SCHEDULES

CAPITAL PROJECTS FUNDS - Continued

Capital Improvement Fund

The Capital Improvement Fund is used to account for prior capital project grant money received and is used to fund all major technology needs of the District.

PERMANENT FUND

The Permanent Fund is used to report resources that are legally restricted to the extent that only earnings, and not principal, may be used for purposes that support the reporting government's programs, that is, for the benefit of the government or its citizenry.

Working Cash Fund

The Working Cash Fund is used to account for payments for general government expenditures if tax revenue is temporarily unavailable. Upon receipt of tax revenues, the general fund must repay this permanent fund.

CAROL STREAM PARK DISTRICT, ILLINOIS

Debt Service Fund

**Schedule of Revenues, Expenditures and Changes in Fund Balance - Budget and Actual
For the Fiscal Year Ended December 31, 2023**

	Budgeted Amounts		Actual Amounts
	Original	Final	
Revenues			
Taxes			
Property Taxes	\$ 5,547,249	5,547,249	5,590,269
Expenditures			
Debt Service			
Principal Retirement	3,755,000	3,755,000	3,755,000
Interest and Fiscal Charges	1,798,098	1,798,098	1,798,097
Total Expenditures	5,553,098	5,553,098	5,553,097
Net Change in Fund Balance	<u>(5,849)</u>	<u>(5,849)</u>	37,172
Fund Balance - Beginning			<u>1,543,943</u>
Fund Balance - Ending			<u>1,581,115</u>

CAROL STREAM PARK DISTRICT, ILLINOIS

**Capital Improvement 2010 Referendum - Capital Projects Fund
 Schedule of Revenues, Expenditures and Changes in Fund Balance - Budget and Actual
 For the Fiscal Year Ended December 31, 2023**

	Budgeted Amounts		Actual Amounts
	Original	Final	
Revenues			
Interest	\$ 15,000	15,000	102,416
Grants and Donations	1,000,000	1,000,000	974,500
Miscellaneous	—	—	1,429
Total Revenues	1,015,000	1,015,000	1,078,345
Expenditures			
Capital Outlay	3,679,749	3,679,749	3,097,913
Excess (Deficiency) of Revenues Over (Under) Expenditures	(2,664,749)	(2,664,749)	(2,019,568)
Other Financing Sources			
Disposal of Capital Assets	—	—	28,000
Net Change in Fund Balance	<u>(2,664,749)</u>	<u>(2,664,749)</u>	(1,991,568)
Fund Balance - Beginning			<u>2,563,394</u>
Fund Balance - Ending			<u>571,826</u>

CAROL STREAM PARK DISTRICT, ILLINOIS

**Nonmajor Governmental Funds
Combining Balance Sheet
December 31, 2023**

	Special Revenue	Capital Projects	Permanent	
	Special Recreation	Capital Improvement	Working Cash	Totals
ASSETS				
Cash and Investments	\$ 249,528	—	100,000	349,528
Receivables - Net of Allowances				
Taxes	690,040	—	—	690,040
Total Assets	939,568	—	100,000	1,039,568
LIABILITIES				
Accounts Payable	226,371	—	—	226,371
Accrued Payroll	110	—	—	110
Other Payables	45	—	—	45
Total Liabilities	226,526	—	—	226,526
DEFERRED INFLOWS OF RESOURCES				
Property Taxes	690,040	—	—	690,040
Total Liabilities and Deferred Inflows of Resources	916,566	—	—	916,566
FUND BALANCES				
Nonspendable	—	—	100,000	100,000
Restricted	23,002	—	—	23,002
Total Fund Balances	23,002	—	100,000	123,002
Total Liabilities, Deferred Inflows of Resources and Fund Balances	939,568	—	100,000	1,039,568

CAROL STREAM PARK DISTRICT, ILLINOIS

Nonmajor Governmental Funds

Combining Statement of Revenues, Expenditures and Changes in Fund Balances

For the Fiscal Year Ended December 31, 2023

	Special Revenue <u>Special Recreation</u>	Capital Projects <u>Capital Improvement</u>	Permanent <u>Working Cash</u>	Totals
Revenues				
Taxes	\$ 655,756	—	—	655,756
Interest	12,510	—	—	12,510
Miscellaneous	30,720	—	—	30,720
Total Revenues	<u>698,986</u>	<u>—</u>	<u>—</u>	<u>698,986</u>
Expenditures				
Culture and Recreation	470,562	—	—	470,562
Capital Outlay	284,022	50,913	—	334,935
Total Expenditures	<u>754,584</u>	<u>50,913</u>	<u>—</u>	<u>805,497</u>
Excess (Deficiency) of Revenues Over (Under) Expenditures	(55,598)	(50,913)	—	(106,511)
Other Financing (Uses)				
Transfers Out	(18,569)	—	—	(18,569)
Net Change in Fund Balances	(74,167)	(50,913)	—	(125,080)
Fund Balances - Beginning	<u>97,169</u>	<u>50,913</u>	<u>100,000</u>	<u>248,082</u>
Fund Balances - Ending	<u><u>23,002</u></u>	<u><u>—</u></u>	<u><u>100,000</u></u>	<u><u>123,002</u></u>

CAROL STREAM PARK DISTRICT, ILLINOIS

Special Recreation - Special Revenue Fund

Schedule of Revenues, Expenditures and Changes in Fund Balance - Budget and Actual

For the Fiscal Year Ended December 31, 2023

	Budgeted Amounts		Actual Amounts
	Original	Final	
Revenues			
Taxes			
Property Taxes	\$ 660,771	660,771	655,756
Interest	2,500	2,500	12,510
Miscellaneous	—	—	30,720
Total Revenues	<u>663,271</u>	<u>663,271</u>	<u>698,986</u>
Expenditures			
Culture and Recreation			
Salaries and Wages	12,814	12,814	9,178
Employee Fringe Benefits	551	551	494
Contractual Services	387,313	387,313	456,940
Commodities	8,000	8,000	3,950
Capital Outlay	360,070	360,070	284,022
Total Expenditures	<u>768,748</u>	<u>768,748</u>	<u>754,584</u>
Excess (Deficiency) of Revenues Over (Under) Expenditures	(105,477)	(105,477)	(55,598)
Other Financing (Uses)			
Transfers Out	<u>(31,997)</u>	<u>(31,997)</u>	<u>(18,569)</u>
Net Change in Fund Balance	<u>(137,474)</u>	<u>(137,474)</u>	(74,167)
Fund Balance - Beginning			<u>97,169</u>
Fund Balance - Ending			<u><u>23,002</u></u>

CAROL STREAM PARK DISTRICT, ILLINOIS

Capital Improvement - Capital Projects Fund

Schedule of Revenues, Expenditures and Changes in Fund Balance - Budget and Actual

For the Fiscal Year Ended December 31, 2023

	Budgeted Amounts		Actual Amounts
	Original	Final	
Revenues			
Grants and Donations	\$ —	—	—
Expenditures			
Capital Outlay	45,050	45,050	50,913
Net Change in Fund Balance	<u>(45,050)</u>	<u>(45,050)</u>	(50,913)
Fund Balance - Beginning			<u>50,913</u>
Fund Balance - Ending			<u>—</u>

CAROL STREAM PARK DISTRICT, ILLINOIS

**Consolidated Year-End Financial Report
December 31, 2023**

CSFA #	Program Name	State	Federal	Other	Total
420-27-2645	Tourism Attractions and Festivals Grant Program	\$ —	950,001	—	950,001
	Other Grant Programs and Activities	—	—	24,500	24,500
	All Other Costs Not Allocated	—	—	14,939,734	14,939,734
	Totals	—	950,001	14,964,234	15,914,235

SUPPLEMENTAL SCHEDULES

CAROL STREAM PARK DISTRICT, ILLINOIS

Long-Term Debt Requirements

General Obligation Refunding Park Bonds of 2016

December 31, 2023

Date of Issue	February 25, 2016
Date of Maturity	December 31, 2036
Authorized Issue	\$14,425,000
Denomination of Bonds	\$5,000
Interest Rates	2.50% to 5.00%
Interest Dates	January 1 and July 1
Principal Maturity Date	January 1
Payable at	Wells Fargo Bank, National Association, Chicago, Illinois

CURRENT AND LONG-TERM PRINCIPAL AND INTEREST REQUIREMENTS

Fiscal Year	Principal	Interest	Totals
2024	\$ 125,000	508,500	633,500
2025	125,000	504,750	629,750
2026	135,000	498,500	633,500
2027	140,000	491,750	631,750
2028	145,000	484,750	629,750
2029	—	477,500	477,500
2030	—	477,500	477,500
2031	165,000	477,500	642,500
2032	375,000	469,250	844,250
2033	4,300,000	450,500	4,750,500
2034	2,000,000	235,500	2,235,500
2035	2,050,000	135,500	2,185,500
2036	660,000	33,000	693,000
	<u>10,220,000</u>	<u>5,244,500</u>	<u>15,464,500</u>

CAROL STREAM PARK DISTRICT, ILLINOIS

Long-Term Debt Requirements

General Obligation Limited Tax Refunding Park Bonds of 2020A

December 31, 2023

Date of Issue	September 3, 2020
Date of Maturity	November 1, 2028
Authorized Issue	\$145,000
Denomination of Bonds	\$5,000
Interest Rate	4.00%
Interest Dates	May 1 and November 1
Principal Maturity Date	November 1
Payable at	Zions Bank, Chicago IL

CURRENT AND LONG-TERM PRINCIPAL AND INTEREST REQUIREMENTS

Fiscal Year	Principal	Interest	Totals
2024	\$ —	5,800	5,800
2025	—	5,800	5,800
2026	—	5,800	5,800
2027	—	5,800	5,800
2028	145,000	5,800	150,800
	<u>145,000</u>	<u>29,000</u>	<u>174,000</u>

CAROL STREAM PARK DISTRICT, ILLINOIS

Long-Term Debt Requirements

Taxable General Obligation Limited Tax Refunding Park Bonds of 2020B

December 31, 2023

Date of Issue	September 3, 2020
Date of Maturity	November 1, 2029
Authorized Issue	\$2,435,000
Denomination of Bonds	\$5,000
Interest Rates	0.75% to 1.95%
Interest Dates	May 1 and November 1
Principal Maturity Date	November 1
Payable at	Zions Bank, Chicago IL

CURRENT AND LONG-TERM PRINCIPAL AND INTEREST REQUIREMENTS

Fiscal				
Year	Principal	Interest	Totals	
2024	\$ 225,000	18,747	243,747	
2025	235,000	16,160	251,160	
2026	230,000	13,223	243,223	
2027	220,000	9,773	229,773	
2028	75,000	6,143	81,143	
2029	245,000	4,777	249,777	
	<u>1,230,000</u>	<u>68,823</u>	<u>1,298,823</u>	

CAROL STREAM PARK DISTRICT, ILLINOIS

Long-Term Debt Requirements

General Obligation Refunding Park Bonds of 2020C

December 31, 2023

Date of Issue	September 3, 2020
Date of Maturity	November 1, 2032
Authorized Issue	\$12,850,000
Denomination of Bonds	\$5,000
Interest Rates	2.00% to 4.00%
Interest Dates	May 1 and November 1
Principal Maturity Date	November 1
Payable at	Zions Bank, Chicago IL

CURRENT AND LONG-TERM PRINCIPAL AND INTEREST REQUIREMENTS

Fiscal Year	Principal	Interest	Totals
2024	\$ 840,000	461,750	1,301,750
2025	1,710,000	428,150	2,138,150
2026	2,705,000	359,750	3,064,750
2027	795,000	251,550	1,046,550
2028	—	219,750	219,750
2029	—	219,750	219,750
2030	—	219,750	219,750
2031	2,685,000	219,750	2,904,750
2032	3,745,000	112,350	3,857,350
	<u>12,480,000</u>	<u>2,492,550</u>	<u>14,972,550</u>

CAROL STREAM PARK DISTRICT, ILLINOIS

Long-Term Debt Requirements

Taxable General Obligation Refunding Park Bonds of 2020D

December 31, 2023

Date of Issue	September 3, 2020
Date of Maturity	November 1, 2036
Authorized Issue	\$8,860,000
Denomination of Bonds	\$5,000
Interest Rates	0.75% to 2.65%
Interest Dates	May 1 and November 1
Principal Maturity Date	November 1
Payable at	Zions Bank, Chicago IL

CURRENT AND LONG-TERM PRINCIPAL AND INTEREST REQUIREMENTS

Fiscal				
Year	Principal	Interest	Totals	
2024	\$ 45,000	215,954	260,954	
2025	45,000	215,414	260,414	
2026	45,000	214,828	259,828	
2027	45,000	214,131	259,131	
2028	45,000	213,366	258,366	
2029	45,000	212,547	257,547	
2030	50,000	211,660	261,660	
2031	50,000	210,626	260,626	
2032	50,000	209,390	259,390	
2033	50,000	208,156	258,156	
2034	2,640,000	206,920	2,846,920	
2035	2,775,000	141,712	2,916,712	
2036	2,625,000	69,562	2,694,562	
	<u>8,510,000</u>	<u>2,544,266</u>	<u>11,054,266</u>	

CAROL STREAM PARK DISTRICT, ILLINOIS

Long-Term Debt Requirements

Taxable General Obligation Limited Tax Park Bonds of 2021A

December 31, 2023

Date of Issue	May 10, 2021
Date of Maturity	November 1, 2041
Authorized Issue	\$4,125,000
Denomination of Bonds	\$5,000
Interest Rates	0.60% to 3.15%
Interest Dates	May 1 and November 1
Principal Maturity Date	November 1
Payable at	Zions Bancorporation, National Association, Chicago, Illinois

CURRENT AND LONG-TERM PRINCIPAL AND INTEREST REQUIREMENTS

Fiscal Year	Principal	Interest	Totals
2024	\$ 25,000	112,984	137,984
2025	20,000	112,771	132,771
2026	30,000	112,541	142,541
2027	40,000	112,121	152,121
2028	50,000	111,401	161,401
2029	30,000	110,401	140,401
2030	280,000	109,739	389,739
2031	290,000	103,579	393,579
2032	295,000	96,909	391,909
2033	300,000	89,740	389,740
2034	310,000	82,150	392,150
2035	320,000	73,935	393,935
2036	330,000	64,495	394,495
2037	340,000	54,760	394,760
2038	350,000	44,730	394,730
2039	360,000	33,705	393,705
2040	370,000	22,365	392,365
2041	340,000	10,710	350,710
	<u>4,080,000</u>	<u>1,459,036</u>	<u>5,539,036</u>

CAROL STREAM PARK DISTRICT, ILLINOIS

Long-Term Debt Requirements

Taxable General Obligation Refunding Park Bonds of 2021B

December 31, 2023

Date of Issue	May 10, 2021
Date of Maturity	November 1, 2039
Authorized Issue	\$15,750,000
Denomination of Bonds	\$5,000
Interest Rates	2.43% to 3.03%
Interest Dates	May 1 and November 1
Principal Maturity Date	November 1
Payable at	Zions Bancorporation, National Association, Chicago, Illinois

CURRENT AND LONG-TERM PRINCIPAL AND INTEREST REQUIREMENTS

Fiscal Year	Principal	Interest	Totals
2024	\$ —	463,465	463,465
2025	—	463,465	463,465
2026	—	463,465	463,465
2027	—	463,465	463,465
2028	—	463,465	463,465
2029	—	463,465	463,465
2030	—	463,465	463,465
2031	—	463,465	463,465
2032	245,000	463,465	708,465
2033	130,000	457,511	587,511
2034	105,000	454,157	559,157
2035	90,000	451,197	541,197
2036	1,830,000	448,659	2,278,659
2037	5,290,000	397,053	5,687,053
2038	5,445,000	242,585	5,687,585
2039	2,615,000	79,235	2,694,235
	<u>15,750,000</u>	<u>6,701,582</u>	<u>22,451,582</u>

CAROL STREAM PARK DISTRICT, ILLINOIS

Long-Term Debt Requirements

General Obligation Taxable Capital Appreciation Bonds of 2011A

December 31, 2023

Date of Issue	December 30, 2011
Date of Maturity	November 1, 2031
Authorized Issue	\$15,005,225
Interest Rate	13.50%
Interest Dates	May 1 and November 1
Principal Maturity Date	November 1
Payable at	Wells Fargo Bank, National Association, Chicago, Illinois

CURRENT AND LONG-TERM PRINCIPAL AND INTEREST REQUIREMENTS

Fiscal Year	Beginning Principal Balance	Accretion	Principal Payment	Ending Principal Balance
2024	\$ 2,749,317	2,215,561	509,439	2,239,878
2025	2,239,878	1,780,574	349,426	1,890,452
2026	1,890,452	1,044,369	175,631	1,714,821
2027	1,714,821	2,800,112	404,888	1,309,933
2028	1,309,933	3,574,343	445,657	864,276
2029	864,276	3,764,342	405,657	458,619
2030	458,619	3,814,007	355,993	102,626
2031	102,626	1,267,374	102,626	—
		<u>20,260,682</u>	<u>2,749,317</u>	

STATISTICAL SECTION (Unaudited)

This part of the annual comprehensive financial report presents detailed information as a context for understanding what the information in the financial statements, note disclosures, and required supplementary information says about the District's overall financial health.

Financial Trends

These schedules contain trend information to help the reader understand how the District's financial performance and well-being have changed over time.

Revenue Capacity

These schedules contain information to help the reader assess the District's most significant local revenue sources.

Debt Capacity

These schedules present information to help the reader assess the affordability of the District's current levels of outstanding debt and the government's ability to issue additional debt in the future.

Demographic and Economic Information

These schedules offer demographic and economic indicators to help the reader understand the environment within which the District's financial activities take place.

Operating Information

These schedules contain service and infrastructure data to help the reader understand how the information in the District's financial report relates to the services the District provides and the activities it performs.

CAROL STREAM PARK DISTRICT, ILLINOIS

Net Position by Component - Last Ten Fiscal Years*
December 31, 2023 (Unaudited)

See Following Page

CAROL STREAM PARK DISTRICT, ILLINOIS

Net Position by Component - Last Ten Fiscal Years*
December 31, 2023 (Unaudited)

	2014	2015	2016
Governmental Activities			
Net Investment in Capital Assets	\$ 3,659,111	2,273,065	(383,925)
Restricted	1,550,231	1,566,769	1,432,407
Unrestricted (Deficit)	6,601,895	5,894,445	(7,374,310)
	<hr/>	<hr/>	<hr/>
Total Governmental Activities Net Position	11,811,237	9,734,279	(6,325,828)

* Modified Accrual Basis of Accounting

Data Source: Audited Financial Statements

2017	2018	2019	2020	2021	2022	2023
7,472,114	8,205,528	8,833,055	10,902,610	7,970,137	7,272,042	7,552,168
1,597,860	1,902,699	2,032,809	2,448,524	2,663,933	2,467,911	2,427,446
(9,261,961)	(11,593,736)	(12,992,360)	(14,032,594)	(10,598,197)	(9,185,689)	(7,773,947)
(191,987)	(1,485,509)	(2,126,496)	(681,460)	35,873	554,264	2,205,667

CAROL STREAM PARK DISTRICT, ILLINOIS

Changes in Net Position - Last Ten Fiscal Years*
December 31, 2023 (Unaudited)

	2014	2015	2016
Expenses			
Governmental Activities			
General Government	\$ 3,463,506	4,307,853	—
Culture and Recreation	7,613,809	7,743,422	11,502,421
Interest on Long-Term Debt	2,555,700	2,694,352	3,677,579
Total Governmental Activities Expenses	<u>13,633,015</u>	<u>14,745,627</u>	<u>15,180,000</u>
Program Revenues			
Governmental Activities			
General Government			
Charges for Services	39,624	41,109	—
Capital Grants/Contributions	2,075,000	528,000	—
Culture and Recreation			
Charges for Services	4,048,933	4,198,909	4,185,374
Operating Grants/Contributions	94,755	39,945	8,739
Capital Grants/Contributions	440	170	—
Total Governmental Activities Program Revenues	<u>6,258,752</u>	<u>4,808,133</u>	<u>4,194,113</u>
Net (Expenses) Revenues			
Governmental Activities	<u>(7,374,263)</u>	<u>(9,937,494)</u>	<u>(10,985,887)</u>
General Revenues and Other Changes in Net Position			
Governmental Activities			
Taxes			
Property Taxes	7,729,636	8,038,325	8,078,758
Intergovernmental - Unrestricted			
Replacement Taxes	84,273	89,864	79,627
ARPA Grants	—	—	—
Interest	12,084	15,771	19,272
Insurance Proceeds	103,899	282,621	—
Miscellaneous	435,150	453,627	511,474
Total Governmental Activities General Revenues	<u>8,365,042</u>	<u>8,880,208</u>	<u>8,689,131</u>
Changes in Net Position			
Governmental Activities	<u>990,779</u>	<u>(1,057,286)</u>	<u>(2,296,756)</u>

* Modified Accrual Basis of Accounting

Data Source: Audited Financial Statements

Note: The District eliminated the General Government function for the fiscal year December 31, 2016.

2017	2018	2019	2020	2021	2022	2023
—	—	—	—	—	—	—
10,097,539	10,502,713	10,434,127	7,351,593	8,075,881	10,232,041	11,672,601
3,668,523	3,848,783	4,799,445	4,987,050	4,162,291	4,400,962	4,241,634
13,766,062	14,351,496	15,233,572	12,338,643	12,238,172	14,633,003	15,914,235
—	—	—	—	—	—	—
—	—	—	—	—	—	—
4,292,869	4,316,664	4,278,662	1,726,426	2,957,492	4,048,147	4,746,466
1,000	—	—	53,789	107,136	2,500	974,500
—	—	204,725	2,022,656	—	—	—
4,293,869	4,316,664	4,483,387	3,802,871	3,064,628	4,050,647	5,720,966
(9,472,193)	(10,034,832)	(10,750,185)	(8,535,772)	(9,173,544)	(10,582,356)	(10,193,269)
8,439,103	8,747,273	9,090,150	9,283,344	9,262,511	10,130,866	10,536,302
84,090	76,447	95,042	84,944	149,120	301,721	251,018
—	—	—	—	—	31,978	—
33,442	65,781	81,466	49,176	27,547	76,248	393,558
—	—	—	—	—	—	—
601,492	729,176	842,540	563,344	451,699	559,934	663,794
9,158,127	9,618,677	10,109,198	9,980,808	9,890,877	11,100,747	11,844,672
(314,066)	(416,155)	(640,987)	1,445,036	717,333	518,391	1,651,403

CAROL STREAM PARK DISTRICT, ILLINOIS

**Fund Balances of Governmental Funds - Last Ten Fiscal Years
December 31, 2023 (Unaudited)**

	2014	2015	2016
General Fund			
Nonspendable	\$ 13,715	11,895	2,092
Restricted	—	—	—
Assigned	—	—	—
Unassigned	263,221	502,589	450,887
Total General Fund	<u>276,936</u>	<u>514,484</u>	<u>452,979</u>
All Other Governmental Funds			
Nonspendable	121,108	132,126	121,309
Restricted			
Special Revenue	266,211	293,244	354,137
Debt Service	1,184,020	1,173,525	1,193,542
Committed			
Capital Projects	4,796,040	4,581,792	2,957,179
Recreation	—	—	71,307
Assigned			
Special Revenue	—	—	—
Capital Projects	655,923	491,609	410,458
Unassigned			
Recreation	(4,020)	(145,783)	—
Total All Other Governmental Funds	<u>7,019,282</u>	<u>6,526,513</u>	<u>5,107,932</u>
Total Governmental Funds	<u><u>7,296,218</u></u>	<u><u>7,040,997</u></u>	<u><u>5,560,911</u></u>

* Modified Accrual Basis of Accounting

Data Source: Audited financial statements

2017	2018	2019	2020	2021	2022	2023
7,558	13,340	10,177	23,853	27,649	11,355	11,948
244,178	375,082	468,045	712,763	857,480	940,399	936,446
57,831	87,237	114,158	113,936	116,012	138,727	138,727
481,039	466,681	562,671	689,034	754,443	944,224	1,142,484
790,606	942,340	1,155,051	1,539,586	1,755,584	2,034,705	2,229,605
103,640	149,454	166,236	102,093	109,186	100,100	103,854
243,471	397,528	397,984	588,869	385,299	97,169	23,002
1,224,136	1,252,285	1,286,943	1,165,652	1,535,201	1,543,943	1,581,115
1,908,560	1,503,002	1,085,955	787,150	3,702,789	2,563,394	571,826
221,671	433,774	612,037	439,977	1,155,072	1,904,902	2,616,624
—	—	—	—	—	—	—
374,987	322,955	143,784	129,149	86,810	50,913	—
—	—	—	—	—	—	—
4,076,465	4,058,998	3,692,939	3,212,890	6,974,357	6,260,421	4,896,421
4,867,071	5,001,338	4,847,990	4,752,476	8,729,941	8,295,126	7,126,026

CAROL STREAM PARK DISTRICT, ILLINOIS

Changes in Fund Balances of Governmental Funds - Last Ten Fiscal Years*
December 31, 2023 (Unaudited)

	2014	2015	2016
Revenues			
Taxes			
Property Taxes	\$ 7,336,184	7,722,004	8,078,758
Intergovernmental			
Replacement Taxes	84,273	89,864	79,627
Program Activities	2,322,412	2,424,611	3,986,279
User Fees	1,602,150	1,614,119	—
Rentals	98,945	138,908	175,380
Interest Earned	11,949	15,633	19,272
Concession Sales	46,600	43,578	45,088
Capital Grant	2,075,000	528,200	—
Other	544,302	512,339	498,840
Donations and Grants	440	170	—
Total Revenues	<u>14,122,255</u>	<u>13,089,426</u>	<u>12,883,244</u>
Expenditures			
Personnel	5,302,711	5,256,802	4,149,303
Utilities	500,076	517,371	520,080
Contractual Services	1,196,914	862,472	1,705,821
Commodities	486,042	469,895	587,711
Insurance	188,435	433,163	1,154,074
Program Supplies	232,345	196,765	—
Program Contract Services	489,262	498,324	—
Intergovernmental	258,490	242,270	—
Capital Improvements	42,352	80,162	104,866
Debt Service			
Principal Retirement	1,067,494	1,294,512	2,340,000
Interest and Fiscal Charges	2,634,161	2,798,727	2,175,074
Capital Outlay	3,979,991	976,805	1,853,722
Total Expenditures	<u>16,378,273</u>	<u>13,627,268</u>	<u>14,590,651</u>
Excess (Deficiency) of Revenues			
Over (Under) Expenditures	<u>(2,256,018)</u>	<u>(537,842)</u>	<u>(1,707,407)</u>
Other Financing Sources (Uses)			
Bond Proceeds	—	—	14,425,000
Payment to Escrow Agent	—	—	(15,819,655)
Premium (Discount) on Bond Issue	—	—	1,621,976
Proceeds from Sale of Capital Asset	10,000	—	—
Insurance Proceeds	103,899	282,621	—
Transfers In	—	—	322,150
Transfers Out	—	—	(322,150)
	<u>113,899</u>	<u>282,621</u>	<u>227,321</u>
Net Change in Fund Balances	<u>(2,142,119)</u>	<u>(255,221)</u>	<u>(1,480,086)</u>
Debt Service as a Percentage of Noncapital Expenditures	<u>29.86%</u>	<u>32.36%</u>	<u>35.50%</u>

* Modified Accrual Basis of Accounting

Data Source: Audited financial statements

2017	2018	2019	2020	2021	2022	2023
8,439,103	8,747,273	9,090,150	9,283,344	9,262,511	10,130,866	10,536,302
84,090	76,447	95,042	84,944	149,120	301,721	251,018
4,064,346	4,045,609	3,977,484	1,574,663	2,613,601	3,586,267	4,263,629
—	—	—	—	—	—	—
228,523	271,055	301,178	151,763	343,891	461,880	482,837
33,442	65,781	81,466	49,176	27,547	76,248	393,558
188,612	239,727	252,297	98,352	271,305	326,699	424,922
1,000	—	—	—	—	—	—
412,880	489,449	590,243	464,992	180,394	233,235	238,872
—	—	204,725	53,789	107,136	34,478	974,500
13,451,996	13,935,341	14,592,585	11,761,023	12,955,505	15,151,394	17,565,638
5,367,503	5,025,116	5,064,482	3,958,827	4,105,776	4,680,516	5,303,920
462,792	534,341	520,347	416,198	489,916	462,762	520,446
1,710,130	2,256,995	2,297,955	1,354,773	1,843,237	2,514,781	2,838,285
688,230	641,751	651,703	393,750	536,179	665,185	821,880
170,458	—	—	—	—	—	—
—	—	—	—	—	—	—
—	—	—	—	—	—	—
—	—	—	—	—	—	—
—	—	—	—	—	—	—
2,480,000	2,705,000	2,985,000	3,770,000	2,850,000	3,645,000	3,755,000
2,025,700	2,013,443	1,998,778	2,052,866	1,939,106	1,804,233	1,798,097
1,242,023	625,775	1,227,668	513,750	1,422,839	2,415,774	3,725,110
14,146,836	13,802,421	14,745,933	12,460,164	13,187,053	16,188,251	18,762,738
(694,840)	132,920	(153,348)	(699,141)	(231,548)	(1,036,857)	(1,197,100)
—	—	—	24,290,000	19,875,000	—	—
—	—	—	(25,794,202)	(15,665,987)	—	—
—	—	—	2,107,829	—	—	—
—	2,347	—	—	—	602,042	28,000
—	—	—	—	—	—	—
297,423	18,905	32,604	10,365	14,615	20,828	18,569
(297,423)	(18,905)	(32,604)	(10,365)	(14,615)	(20,828)	(18,569)
—	2,347	—	603,627	4,209,013	602,042	28,000
(694,840)	135,267	(153,348)	(95,514)	3,977,465	(434,815)	(1,169,100)
34.56%	35.07%	36.19%	49.15%	40.04%	38.80%	35.88%

CAROL STREAM PARK DISTRICT, ILLINOIS

**Assessed Value and Actual Value of Taxable Property - Last Ten Fiscal Years
December 31, 2023 (Unaudited)**

Fiscal Year	Tax Levy Year	Residential Property	Farm	Commercial Property
2014	2013	\$ 782,204,226	\$ 30,907	\$ 152,754,215
2015	2014	764,611,838	32,757	147,950,782
2016	2015	784,104,613	22,277	161,351,720
2017	2016	836,784,095	19,120	176,914,380
2018	2017	892,429,711	20,830	180,861,735
2019	2018	937,967,343	22,660	184,975,003
2020	2019	979,512,091	24,190	197,203,580
2021	2020	1,010,396,718	25,810	196,830,170
2022	2021	1,033,208,162	28,190	202,495,508
2023	2022	1,086,936,369	30,770	206,655,898

Data Source: DuPage County Clerk

Note: Property is assessed using a multiplier of 33.33%, therefore estimated actual taxable values are equal to assessed values times 3.

Industrial Property	Railroad Property	Total Taxable Assessed Value	Estimated Actual Taxable Value	Total Direct Tax Rate
\$ 276,346,320	\$ —	\$ 1,211,335,668	\$ 3,634,007,004	0.6087
269,573,741	—	1,182,169,118	3,546,507,354	0.6570
286,332,728	—	1,231,811,338	3,695,434,014	0.6562
299,459,020	—	1,313,176,615	3,939,529,845	0.6395
313,045,130	—	1,386,357,406	4,159,072,218	0.6306
327,449,701	—	1,450,414,707	4,351,244,121	0.6292
338,111,075	—	1,514,850,936	4,544,552,808	0.6170
334,363,020	—	1,541,615,718	4,624,847,154	0.5991
336,482,007	—	1,572,213,867	4,716,641,601	0.6465
349,486,110	—	1,643,109,147	4,929,327,441	0.6427

CAROL STREAM PARK DISTRICT, ILLINOIS

Direct and Overlapping Property Tax Rates - Last Ten Fiscal Years* December 31, 2023 (Unaudited)

	2013	2014	2015
District Direct Rates			
General	0.1328	0.1382	0.1143
Recreation	0.0990	0.1060	0.1029
Debt Service	0.2844	0.3203	0.3282
Other	0.0925	0.0925	0.1108
Total Direct Rates	0.6087	0.6570	0.6562
Overlapping Rates			
Bartlett Fire District	0.6574	0.6294	0.6446
Bloomington Special Police	0.0300	0.0398	0.0419
Carol Stream Fire Protection District	0.8578	0.8998	0.8750
City of Wheaton	1.0347	1.0341	1.0342
College of DuPage 502	0.2956	0.2975	0.2786
Community College 509	0.6919	0.5013	0.5673
County of DuPage	0.2040	0.2057	0.1971
DuPage Airport Authority	0.0178	0.0196	0.0188
DuPage County Forest Preserve	0.1657	0.1691	0.1622
Glenside Fire District	1.0817	1.1904	1.2087
Glenside Library District	0.6070	0.6398	0.6504
Grade School District 25	5.0517	5.2747	5.1476
Grade School District 41	3.8034	3.9236	3.7579
Grade School District 93	5.0165	5.1272	5.0951
High School District 87	2.4877	2.5824	2.5173
High School District 94	2.5376	2.6731	2.6293
Unit School District U-46	7.8519	6.4133	6.8325
Unit School District U-200	5.2036	5.3915	5.3108
Milton Township Special Police	0.0357	0.0379	0.0406
Village of Carol Stream	—	—	—
Village of Carol Stream Library District	0.3287	0.3400	0.3252
Village of Glendale Heights	1.2675	1.3899	1.3995
Village of Winfield	0.3855	0.4033	0.3955
Village of Winfield Library District	0.2593	0.2722	0.2681
West Chicago Fire District	—	1.0652	1.0556
West Chicago Mosquito District	0.0153	0.0161	0.0160
Wheaton Mosquito District	0.0194	0.0188	0.0156
Winfield Fire District	0.3928	0.4092	0.4051
Total Overlapping Rates	40.3002	40.9649	40.8905

*Tax rates are expressed in dollars per one hundred of assessed valuation.

Data Source: DuPage County Clerk's Office, Department of Tax Extensions

Note: The State of Illinois establishes a lien on property for the levy at the beginning of the calendar year. The taxing entities adopt their levies at the end of December of the same calendar year. The tax levies are for collections in the following calendar year. Therefore, the District's fiscal year 2023 relied on the property tax collections in 2023, which are from the 2022 tax levy year.

2016	2017	2018	2019	2020	2021	2022
0.1107	0.1074	0.1060	0.1187	0.1090	0.1289	0.1361
0.0948	0.0932	0.0942	0.0691	0.0926	0.0779	0.0752
0.3250	0.3233	0.3277	0.3206	0.3009	0.3483	0.3410
0.1090	0.1067	0.1013	0.1086	0.0966	0.0914	0.0904
0.6395	0.6306	0.6292	0.6170	0.5991	0.6465	0.6427
0.6069	0.6000	0.7051	0.6028	0.6888	0.6910	0.6795
0.0390	0.0360	0.0356	0.0370	0.0378	0.0392	0.0388
0.8366	0.8085	0.7903	0.7694	0.7764	0.7757	0.7799
0.9960	0.9631	0.9338	0.9123	0.8913	0.8771	0.8379
0.2626	0.2431	0.2317	0.2112	0.2114	0.2037	0.1946
0.5304	0.5055	0.5159	0.4957	0.4582	0.4549	0.4245
0.1848	0.1749	0.1673	0.1655	0.1609	0.1587	0.1428
0.0176	0.0166	0.0146	0.0141	0.0148	0.0144	0.0139
0.1514	0.1306	0.1278	0.1242	0.1205	0.1177	0.1130
1.1434	0.9975	0.9433	0.8512	0.8429	0.8368	0.8304
0.6125	0.5857	0.5243	0.4512	0.4496	0.4426	0.4262
4.9347	4.8443	4.7104	4.6407	4.5876	4.5268	4.4837
3.6171	3.4080	3.3384	3.3558	3.3574	3.4017	0.3469
4.8165	4.6931	4.5643	4.5364	4.5597	4.4370	4.4300
2.4030	2.3402	2.2834	2.2296	2.2255	2.2284	2.2216
2.4677	2.3770	2.3136	2.2573	2.2082	2.1843	2.1762
6.3384	6.1638	5.9746	5.7783	5.6366	5.5822	5.4771
5.1076	4.9916	4.8883	4.8603	4.8540	4.8374	4.9029
0.0411	0.0415	0.0425	0.0438	0.0454	0.0472	0.0481
—	—	—	—	—	0.2752	0.2635
0.3046	0.2880	0.2938	0.2789	0.2743	0.2714	0.2639
1.3086	1.2891	1.1956	1.0681	1.0411	1.0519	0.9862
0.3714	0.3574	0.3487	0.3452	0.3379	0.3376	0.3410
0.2522	0.2432	0.2377	0.2357	0.2322	0.2314	0.2339
0.9971	0.9663	0.9448	0.9295	0.9126	0.9080	0.8856
0.0152	0.0148	0.0143	0.0135	0.0136	0.0127	0.0113
0.0136	0.0165	0.0161	0.0160	0.0157	0.0154	0.0148
0.3845	0.3722	0.3642	0.3637	0.3598	0.3602	0.5351
38.7545	37.4685	36.5204	35.5874	35.3142	35.3206	32.1033

CAROL STREAM PARK DISTRICT, ILLINOIS

**Principal Property Tax Payers - Current Tax Levy Year and Nine Tax Levy Years Ago
December 31, 2023 (Unaudited)**

Taxpayer	2022 Tax Levy Year (1)			2013 Tax Levy Year		
	Taxable Assessed	Rank	Percentage of Total District	Taxable Assessed	Rank	Percentage of Total District
	Value		Value	Value		Value
Carol Stream Residences	\$ 10,049,480	1	0.61%			
Shan, Niransan S	8,301,130	2	0.51%			
LSG Parkway Commons LLC	8,284,910	3	0.50%			
Property Reserve Inc	7,864,120	4	0.48%			
Mercy Housing Inc	7,667,230	5	0.47%			
RReef CPIF 343 E Lies Rd	7,482,520	6	0.46%			
Full Circle Communities	7,026,700	7	0.43%			
Petiole Reva Golub Lakeha	6,970,980	8	0.42%			
Prologis	6,235,660	9	0.38%			
Prologis	6,212,920	10	0.38%			
Royal Tee LLC				\$ 12,768,750	1	1.08%
Sir Carol Stream				8,456,370	2	0.72%
Liberty Properties LTD				8,437,800	3	0.71%
Lakehaven Apts LLC				8,176,870	4	0.69%
Windsor Park Manor				7,485,190	5	0.63%
Friedkin Realty Mgt Group				6,875,000	6	0.58%
Tyndale House Publishers				6,469,430	7	0.55%
Tri State Distribution				6,450,490	8	0.55%
Greenway Apts LP				6,428,760	9	0.54%
Scott Reloff and Associates				6,357,550	10	0.54%
	<u>76,095,650</u>		<u>4.64%</u>	<u>77,906,210</u>		<u>6.59%</u>

Data Source: DuPage County Clerk

Note: (1) The State of Illinois establishes a lien on property for the levy at the beginning of the calendar year. The taxing entities adopt their levies at the end of December of the same calendar year. The tax levies are for collections in the following calendar year. Therefore, the District's fiscal year 2023 relied on the property tax collections in 2023, which are from the 2022 tax levy year.

CAROL STREAM PARK DISTRICT, ILLINOIS

**Property Tax Levies and Collections - Last Ten Fiscal Years
December 31, 2023 (Unaudited)**

Fiscal Year	Tax Levy Year	Taxes Levied for the Fiscal Year	Collected within the Fiscal Year of the Levy		Collections in Subsequent Years	Total Collections to Date	
			Amount	Percentage of Levy		Amount	Percentage of Levy
2014	2013	\$ 7,373,400	\$ 7,335,979	99.49%	\$ —	\$ 7,335,979	99.49%
2015	2014	7,766,851	7,721,262	99.41%	—	7,721,262	99.41%
2016	2015	8,083,146	8,078,799	99.95%	—	8,078,799	99.95%
2017	2016	8,397,764	8,390,869	99.92%	—	8,390,869	99.92%
2018	2017	8,742,370	8,739,099	99.96%	—	8,739,099	99.96%
2019	2018	9,126,009	9,111,850	99.84%	—	9,111,850	99.84%
2020	2019	9,346,630	9,283,143	99.32%	34,382	9,317,525	99.69%
2021	2020	9,235,819	9,227,550	99.91%	—	9,227,550	99.91%
2022	2021	10,164,363	10,130,866	99.67%	—	10,130,866	99.67%
2023	2022	10,560,659	10,536,302	99.77%	—	10,536,302	99.77%

Data Source: Office of the DuPage County Clerk

CAROL STREAM PARK DISTRICT, ILLINOIS

**Ratios of Outstanding Debt by Type - Last Ten Fiscal Years
December 31, 2023 (Unaudited)**

Fiscal Year	General Obligation Bonds	Less: Amounts Available for Debt Service	Net General Obligation Debt	Gross Debt as a Percentage of Personal Income	Net Debt as a Percentage of Actual Taxable Value of Property	Gross Debt Per Capita	Net Bonded Debt Per Capita
2014	\$ 65,285,280	\$ 1,184,020	\$ 64,101,260	4.81%	5.29%	\$ 1,423.30	\$ 1,397.49
2015	63,228,913	1,173,525	62,055,388	4.66%	5.25%	1,378.47	1,352.88
2016	61,602,770	1,078,270	60,524,500	4.54%	4.91%	1,343.02	1,319.51
2017	58,625,327	1,110,211	57,515,116	4.32%	4.38%	1,278.10	1,253.90
2018	67,588,566	1,030,089	66,558,477	4.98%	4.80%	1,473.51	1,451.06
2019	66,818,399	1,066,780	65,751,619	4.93%	4.53%	1,456.72	1,433.47
2020	66,941,215	1,046,892	65,894,323	4.93%	4.35%	1,459.40	1,436.58
2021	77,270,237	1,321,154	75,949,083	5.70%	4.93%	1,684.59	1,655.78
2022	75,393,008	1,330,343	74,062,665	5.56%	4.71%	1,643.66	1,614.66
2023	73,252,623	1,367,998	71,884,625	5.40%	4.37%	1,597.00	1,567.17

Notes:

See Demographic and Economic Statistics for population data.

See Assessed Value and Actual Value of Taxable Property for property value.

Details regarding District's outstanding debt can be found in the financial notes to the financial statements.

CAROL STREAM PARK DISTRICT, ILLINOIS

**Schedule of Direct and Overlapping Governmental Activities Debt
December 31, 2023 (Unaudited)**

Governmental Unit	Gross Debt	Percentage of Debt Applicable to District	District's Share of Debt
District	\$ 73,252,623	100.00%	\$ 73,252,623
Schools:			
School Districts:			
Grade School District 25	3,440,000	44.37%	1,526,259
Grade School District 41	19,220,000	1.59%	305,598
Grade School District 93	9,628,278	65.86%	6,340,937
High School District 87	44,445,000	14.81%	6,582,872
High School District 94	37,629,352	8.95%	3,368,747
Unit School District 46	165,801,492	35.47%	58,810,305
Unit School District 200	57,500,000	6.05%	3,480,425
Community College 502	93,225,000	2.97%	2,764,169
Community College 509	133,850,000	8.56%	11,461,450
Total Schools	564,739,122		94,640,761
Others:			
DuPage County	98,919,801	3.14%	3,110,606
DuPage County Forest Preserve	69,308,299	3.14%	2,179,450
Village of Carol Stream	—	86.72%	—
Village of Glendale Heights	17,110,000	0.38%	65,018
City of Wheaton	56,459,659	0.25%	141,149
Total Others	241,797,759		5,496,223
Total Overlapping Debt	806,536,881		100,136,984
Total Direct and Overlapping Debt	879,789,504		173,389,607

Data Source: DuPage County Clerk

Notes:

Overlapping governments are those that coincide, at least in part, with the geographic boundaries of the District. The percentage of overlapping debt applicable is estimated using taxable assessed property values. Applicable percentages were estimated by determining the portion of the District's taxable assessed value that is within the boundaries of the government and dividing it by the government's total taxable assessed value.

CAROL STREAM PARK DISTRICT, ILLINOIS

**Schedule of Legal Debt Margin - Last Ten Fiscal Years
December 31, 2023 (Unaudited)**

	2014	2015	2016
Legal Debt Limit	\$ 34,825,900	33,987,362	35,414,576
Total Net Debt Applicable to Limit	37,846,477	36,551,965	34,908,240
Legal Debt Margin	(3,020,577)	(2,564,603)	506,336
Total Net Debt Applicable to the Limit as a Percentage of Debt Limit	108.67%	107.55%	98.57%

Data Source: Audited Financial Statements.

2017	2018	2019	2020	2021	2022	2023
37,753,828	39,857,775	41,699,423	43,551,964	44,321,452	45,201,149	47,239,388
33,535,190	32,253,536	30,963,293	28,586,870	42,482,446	41,290,871	40,164,317
4,218,638	7,604,239	10,736,130	14,965,094	1,839,006	3,910,278	7,075,071
88.83%	80.92%	74.25%	65.64%	95.85%	91.35%	85.02%

Legal Debt Margin Calculation for Fiscal Year 2023

	<u>Legal Debt Margin</u>
Assessed Value	<u>\$ 1,643,109,147</u>
Bonded Debt Limit - 2.875% of Assessed Value	47,239,388
Amount of Debt Applicable to Limit	<u>40,164,317</u>
Legal Debt Margin	<u>7,075,071</u>
Non-Referendum Legal Debt Limit .575% of Equalized Assessed Valuation	9,447,878
Amount of Debt Applicable to Limit Limited Tax Park Bonds	<u>5,455,000</u>
Non-Referendum Legal Debt Margin	<u>3,992,878</u>

CAROL STREAM PARK DISTRICT, ILLINOIS

Demographic and Economic Statistics - Last Ten Fiscal Years

December 31, 2023 (Unaudited)

Fiscal Year	Population	Personal Income	Per Capita Personal Income	Owned and Leased Parks		Acres Per 1,000 People	Unemployment Rate
				Acres	Number		
2014	45,869	\$ 1,356,713	\$ 29,578	482.20	40	10.51	5.60%
2015	45,869	1,356,713	29,578	489.77	41	10.68	5.30%
2016	45,869	1,356,713	29,578	489.77	41	10.68	4.60%
2017	45,869	1,356,713	29,578	489.77	41	10.68	4.10%
2018	45,869	1,356,713	29,578	489.77	41	10.68	4.10%
2019	45,869	1,356,713	29,578	489.77	41	10.68	4.10%
2020	45,869	1,356,713	29,578	489.77	41	10.68	16.20%
2021	45,869	1,356,713	29,578	489.77	41	10.68	8.40%
2022	45,869	1,356,713	29,578	489.77	41	10.68	4.40%
2023	45,869	1,356,713	29,578	489.77	41	10.68	3.50%

Data Source:

District records, U.S. Census Bureau and DuPage County Clerk, Illinois Department of Employment Security, number and acreage of owned parks is from District records.

CAROL STREAM PARK DISTRICT, ILLINOIS

**Principal Employers - Current Fiscal Year and Nine Fiscal Years Ago
December 31, 2023 (Unaudited)**

Employer	2023			2014		
	Employees	Rank	Percentage of Total District Employment	Employees	Rank	Percentage of Total District Employment
Carol Stream						
Hearthside Food Solutions	950	2	N/A			
FIC America Corp.	494	5	N/A	406	6	N/A
Grunt Style LLC	400	6	N/A			
FedEx	369	7	N/A	417	5	N/A
American Litho	350	8	N/A			
Diamond Marketing Solutions Group	335	9	N/A			
Office Depot #1105	280	10	N/A			
Peacock Engineering Company				800	3	N/A
Windsor Park Manor				265	7	N/A
CNS Home Health				260	8	N/A
Tyndale House Publishers, Inc.				260	9	N/A
AJ Antunes & Co				230	10	N/A
Wheaton						
Wheaton College	900	3	N/A	887	2	N/A
First Trust Partners	500	4	N/A	438	4	N/A
Winfield						
Central DuPage Hospital/Northwestern Memorial	5,523	1	N/A	4,250	1	N/A
	<u>10,101</u>		<u>N/A</u>	<u>8,213</u>		<u>N/A</u>

The District includes residents of all three municipalities noted above.

Data Source: Illinois Department of Commerce and Economic Opportunity website.

N/A - Not Available

CAROL STREAM PARK DISTRICT, ILLINOIS

**Full-Time Equivalent District Employees by Function/Program - Last Ten Fiscal Years
December 31, 2023 (Unaudited)**

Function/Program	2014	2015	2016
Administration/Finance:			
Full-Time Employees	14	13	13
Part-Time Employees	2	5	5
Seasonal Employees	1	17	14
Parks/Facilities:			
Full-Time Employees	20	19	17
Part-Time Employees	6	5	7
Seasonal Employees	10	11	12
Recreation:			
Full-Time Employees	13	16	15
Part-Time Employees	12	8	7
Seasonal Employees	595	572	505
Total Employees	673	666	595
Total Full-Time	47	48	45
Total Part-Time	20	18	19
Total Seasonal	606	600	531
Total Employees	673	666	595

Data Source: District Payroll Records

2017	2018	2019	2020	2021	2022	2023
16	14	14	13	12	12	11
4	2	2	3	3	2	2
17	21	13	9	12	12	11
17	18	18	18	14	14	14
4	—	—	24	16	18	29
10	16	12	3	—	—	—
18	15	14	13	12	9	16
9	8	8	8	5	6	4
520	470	442	303	257	310	320
615	564	523	394	331	383	407
51	47	46	44	38	35	41
17	10	10	35	24	26	35
547	507	467	315	269	322	331
615	564	523	394	331	383	407

CAROL STREAM PARK DISTRICT, ILLINOIS

**Operating Indicators by Function/Program - Last Ten Fiscal Years
December 31, 2023 (Unaudited)**

Function/Program	2014	2015	2016
Culture and Recreation:			
Number of Resident Participants	16,857	16,031	18,834
Number of Nonresident Participants	3,898	4,354	6,437
Number of Households Participating	4,892	4,826	4,901
Number of Programs Offered	3,377	3,159	2,568
Parks and Natural Resources:			
Number of Residents who use Parks	45,869	45,869	45,869

Data Source: District Records

2017	2018	2019	2020	2021	2022	2023
18,458	17,689	12,381	7,116	10,460	12,528	13,973
4,987	5,011	4,957	2,494	4,915	5,426	6,438
1,781	8,107	6,192	3,432	5,491	6,412	7,289
2,545	2,460	2,116	1,662	1,705	1,903	2,088
45,869	45,869	45,869	45,869	45,869	45,869	45,869

CAROL STREAM PARK DISTRICT, ILLINOIS

**Capital Asset Statistics by Function/Program - Last Ten Fiscal Years
December 31, 2023 (Unaudited)**

Function/Program	2014	2015	2016
Parks and Natural Resources:			
Parks	40	41	41
Acreage	478.8	489.8	489.8
Skate Parks	2	2	2
Tennis Courts	4	4	4
Swimming Facilities	2	2	2
Recreation Centers	3	3	3
Preschools	1	1	1
Gymnasiums	5	5	5
Museums	1	1	1
Playgrounds	33	33	33
Shelters	12	12	12
Concessions	3	3	3
Sand Volleyball Courts	4	4	4
Baseball/Softball Fields	22	22	20
Football Fields	3	3	3
Soccer Fields	18	18	18
Cricket Court	1	1	1
Bocce Court	2	2	2
Dog Parks	1	1	1
Disc Golf Course	—	1	1

Data Source: District Records

2017	2018	2019	2020	2021	2022	2023
41	41	41	41	41	41	41
489.8	489.8	489.8	489.8	489.8	489.8	489.8
2	2	2	2	2	2	2
4	4	4	4	4	4	4
2	2	2	2	2	2	2
3	3	3	3	3	2	2
1	1	1	1	1	1	1
5	5	5	5	5	5	5
1	1	1	1	1	1	1
33	33	33	33	33	33	33
12	12	12	12	12	12	12
3	3	3	3	3	3	3
4	4	4	4	4	4	4
20	20	20	20	20	20	20
3	3	3	3	3	3	3
18	18	18	18	18	18	18
1	1	1	1	1	1	1
2	2	2	2	2	2	2
1	1	1	1	1	1	1
1	1	1	1	1	1	1

To: Board of Commissioners

From: Shane Hamilton, Director of Parks & Facilities

Date: June 10, 2024

Discussion: Park Tour Results

Agenda Item # 7C

Throughout the spring, Commissioners spent significant time visiting designated park sites, and provided ratings and feedback on those sites. The attached documents represent the summary of those comments for review.

As with all exercises of this type, the most important thing moving forward will be to work with Parks staff to raise the bar on the items we are deficient in, continue to accentuate our strengths, and identify flaws in our processes in an attempt to dissect why some of these items are in need of repair.

Thank you to all Commissioners for taking the time from their day to day lives to visit these parks and provide feedback. As a Department, we aren't able to visit every park every day, or even every week, so putting fresh eyes on our outdoor facilities provides a wealth of information to the Department; information staff intends to use in order to make our park sites the best they can be.

Commissioner	Park	Address	Cleanliness	Turf Quality	Trees/Shrubs	Hardscape	Floral	Playground
Jackie	McCaslin	27W650 North Avenue	4	4	5	5	3	4
Jackie	Blue Heron	745 Castleton Court	4	4	4	5	None	3
Jackie	Friendship	797 Alison Lane	5	3	5	4	None	2
Jackie	Shining Waters	874 Oswego Drive	5	2	3	4	None	4
Jackie	Papoose Tot Lot	887 Papoose Court	5	3	4	2	None	2
Brenda	Red Hawk	651 West St. Charles Road	No rating	4	5	5	N/A	4
Brenda	Memorial	342 Thunderbird Trail	5	4	5	5	N/A	5
Brenda	Pleasant Hill	1N251 Harriet Street	5	2	3	3	N/A	2
Brenda	Armstrong/Kids World	391 Illini Drive	5	4.5	4	5	N/A	5
Brenda	Tokarski	450 Blackhawk Drive	5	1	5	N/A	N/A	No rating
Brenda	Appomattox	181 Appomattox Trail	4	3	5	3.5	N/A	2 (old)/4(new)
Brenda	Bierman	1253 Woodlake Drive	5	3.5	4	3	N/A	5
Dan	Hampe	297 West Lies Road	5	5	4	4	4	5
Dan	Slepicka	1301 Lily Lane	5	4	5	4	?	No rating
Dan	Stonebridge	1016 Birchbark Trail	5	3	5	5	N/A	5
Dan	Sundance	538 Yardley Drive	5	4	5	5	None	5

Commissioner	Park on the Green	Address	Cleanliness	Turf Quality	Trees/Shrubs	Hardscape	Floral	Playground	General
Jackie	McCaslin	27W650 North Avenue	Broken garbage can by lake gazebo, other cans overflowing	Beautiful by pavillion, dandilions by cricket		Standing water off path by light post behind field 3		One part of playground with wood repair appears awaiting replacement, paint squares on jump shot, paint rusty rims and chains	Fill open dirt by dugouts, field # should be repainted
Jackie	Blue Heron	745 Castleton Court	Some dirt on equipment	Full grass, but lots of dandilions	One bush is half dead	Pavillion has peeling paint, missing concrete blocks		Piano toy broken and faded	Part of concrete path has trip hazard, hopscotch and yellow lines need paint.
Jackie	Friendship	797 Alison Lane		Lots of dandilions		Pavillion needs wood repair, singles need repair and replacement,		Slides have divits and are faded, part needs replacement, needs clean sand. Swings and tire are good.	
Jackie	Shining Waters	874 Oswego Drive		Lots of dandilions and open dirt	Needs more plants and weed control	Bench is old, rusty, chipping and mossy		Playground in good condition	New mulch, Beautiful!
Brenda	Red Hawk	651 West St. Charles Road	Good!	More mulch needed and some weeding.	Good!	I like the split post fence corral! Maybe we could think of simething to add to the areas as it's pretty open.		Playground still relevant but could really use a fresh coat of paint.	Everything (gazebo/shelter/p layground) just needs a coat of paint to extend the life and look good again.
Brenda	Memorial	342 Thunderbird Trail	No visible trash can	Grass needs to grow under trees - its muddy	Good!	Where is flag pole?		Playground looks brand new, great for younger kids, missing harness for accessible swing	

Brenda	Pleasant Hill	1N251 Harriet Street	Clean but very worn out	Mulch needs refresh, no edging between grass and mulch	Bare, ugly, hard dirt at base of trees and benches			Playground equipment looks very worn! Big slide is fenced off and broken since beginning of school year.school.	Heavily used by school at recess and after school. No one was on th newer, closer school playground.
Bremda	Armstrong/Kids World	391 Illini Drive	Good!	Mulch looks good. Some areas under grass "mats" or not yet planted (hill by slides)	I don't like the visible roots in the center tree; not sure how to improve	Love the use of outcropping rocks and granite, but could use some "wet & forge."Like bench with shade!		Good variety of playground equipment	Love the throwbacks to original KidsWorld with signage and old fence slats with names
Dan	Hampe	297 West Lies Road	Star	Great shape!	Shrubs need minor pruning now that dead branches are visible.	Some areas of block walls need minor repair.	Mulch areas outside of playground need major weed control.	Good shape for older playground equipment.	
Dan	Slepicka	1301 Lily Lane	Star	Good - considering our budget	Star	Parking lot-yikes! Overall good shape for older items.Benches, pavilion, and path equipment are really clean and in good shape.	Hard to say quite yet. Mulch area north of silo needs major clean up. Minor weeding needed in other mulch areas.	We better get parking lot replacement on the rador.	
Dan	Stonebridge	1016 Birchbark Trail	Star	Uggg-I wish we had a bigger budget for weed control.	Looks great.	Great shape		Star	Mulch beds are in rough shape. Perhaps mulch bed opposite sign goes away.
Dan	Sundance	538 Yardley Drive	Star	Star	Star			Star	
Brenda	Tokarski	450 Blackhawk Drive	Clean	Turf very sunken and poor, overgrown with weeds				Playground looks tired, small, old, and faded.	We should give serious consideration to removing this playground and making it an open, grassy area.

Brenda	Appomattox	181 Appomattox Trail	OK	Lots of weeds, especially in unedged sides of playground, needs mulch and clean up by sign	Trees look good but no edging or mulch	Benches are fine. Weeds in some pavers, some have sunk. Weird "step to nowhere."		Playground showing age, especially faded yellow and "clear" windows are bad.	New park features look good. Old part of park looks tired, but kids were still happy.
Brenda	Bierman	1253 Woodlake Drive	Overall very clean!	The grass in some areas is patchy	The mulch is thin in areas with weeds popping up, . Trees blooming nicely, but lots of dandelions around tree trunks	Gazebo in need of clean up and paint, Walls could use some "wet & forget"		Play equipment seemed clean and in good working order	Thorguard sign looks a little tired, sand volleyball looks fine. I love this park!
Tony	Papoose Tot Lot	887 Papoose Court		Full Grass, lots of dandelions	Broken tree branches	Broken concrete		Vandalism scratched out on playground equipment, slides and stairs beat up, mossy and chipped	Tons of weeds in the mulch

To: Board of Commissioners

From: Sue Rini, Executive Director

Date: June 10, 2024

Discussion: Strategic Planning – Selection of Firm **Agenda Item #: 7D**

Commissioners,

One of the District's Organizational Goals for 2024 was to create a new Strategic Plan to serve as a road map for the next 3-5 years. In conjunction with two Board members (Brenda Gramann and Sara Witteck), Directors Renee Bachewicz and Lisa Scumaci, and myself, reviewed proposals from four firms, conducted interviews with two of those firms, and made a recommendation to hire Northern Illinois University – Center for Governmental Studies.

The Selection Committee will meet prior to the June 10 Board meeting to review details on the project timeline and details related to rolling out the process. We will share these suggested plans, seek input from the Board to move forward, and answer any questions you may have.

A copy of NIU's proposal is attached for your reference.

Strategic Planning and Goal Identification Proposal For the Carol Stream, IL Park District



April 2024

Prepared by:
NIU Center for Governmental Studies
Dekalb, Illinois



NORTHERN ILLINOIS UNIVERSITY

**Center for
Governmental Studies**

Outreach, Engagement, and Regional Development



Greg Kuhn, PhD
Director
gkuhn@niu.edu

Mel Henriksen, MPP
Assistant Director, Strategic Management, Policy, and Community Development
mhenriksen@niu.edu

Wm. Monat Building
148 North 3rd Street
DeKalb, IL 60115

PHONE
815-753-0323
FAX
815-753-7278

www.cgs.niu.edu

Building stronger regions through innovation and collaboration.

April 3, 2024

Sue Rini, Executive Director
Carol Stream Park District
849 W. Lies Road
Carol Stream, IL 60188

RE: Proposal to provide strategic planning services

Dear Ms. Rini:

In response to Carol Stream Park District’s request for a proposal to facilitate the Park District’s multi-year strategic planning process, the following outline and approach is offered for your consideration. The approach that follows addresses the needs identified in your request for a proposal:

- Review of prior strategic plans and other necessary documents such as the 2023 Community Needs Assessment and other reports or surveys;
- Identify a long-term vision setting organizational priorities and shaping the Park District’s strategic direction;
- Provide a scanning analysis of the governing and community environment through focus groups and interviews with key stakeholders;
- Facilitate a strategic planning workshop with the Park District’s Board of Commissioners and senior staff to develop updated goals and track progress on the Park District’s strategic plan and goals framework;
- Launch action planning of the consensus goals; and
- Provide an easy-to-understand report and executive summary for use by the Board, staff, and broader community.

As the list of representative projects reflects, members of our proposed team, and the Center for Governmental Studies as a whole, have provided similar services for a variety of organizations, other agencies, and local governments across Illinois.

Thank you for the opportunity to be considered to assist the Carol Stream Park District with this important undertaking. We would be pleased to meet further with the Park District’s leadership team to review our proposed approach, amplify the outline presented in the attached, and confirm the goals and expectations for the project.

Sincerely,

Melissa “Mel” Henriksen, MPP

Assistant Director
Strategic Management, Policy, and Community Development
NIU Center for Governmental Studies

CGS provides expertise that helps decision-makers implement efficient, sustainable, and cost-effective approaches to economic, social, and information management issues.

TABLE OF CONTENTS

INTRODUCTION	1
STRATEGIC PLANNING PROCESS OVERVIEW	2
DETAILED DESCRIPTION OF PROPOSED PROJECT COMPONENTS	3
Component A: Pre-Workshop – Strategic Planning Readiness.....	3
Component B: Pre-Workshop – Environmental Scanning.....	3
Component C: Strategic Planning Leadership Workshop(s)	5
Component D: Post-Workshop Follow Up – Goal Prioritization	6
Component E: Post-Workshop Implementation Review – Action Planning Launch	7
FINAL REPORT	7
ESTIMATED RANGE OF COSTS.....	7
PROPOSED TIMELINE.....	8
APPROVAL/ACCEPTANCE	9
REFERENCES AND REPRESENTATIVE PROJECTS	9
MISSION AND QUALIFICATIONS OF NIU AND CGS.....	10
CGS TEAM DESCRIPTION.....	10
CGS PROJECT TEAM – FACILITATORS AND ANALYSTS	11



NORTHERN ILLINOIS UNIVERSITY

**Center for
Governmental Studies**

Outreach, Engagement, and Regional Development

Carol Stream Park District Strategic Planning and Goal Identification Proposal

April 2024

Direct questions to

Melissa “Mel” Henriksen

Assistant Director

Northern Illinois University Center for Governmental Studies

Strategic Planning

*“The art of progress is to preserve order amid change,
And change amid order” - A.N. Whitehead*

Strategic planning, at its core, is leadership’s expression of the future. Whether it be a private or public organization, the world in which all organizations operate continues to rapidly change and grow more complicated as witnessed by the changing dynamics of our region, our state, the nation, and the globe.

The following proposal has been prepared as a follow up to the request for a proposal to initiate a comprehensive strategic planning process for the Carol Stream Park District (the “Park District”). In response to the desires expressed by the Park District, the Northern Illinois University Center for Governmental Studies (“NIU-CGS”) is recommending a participative format enabling the Park District’s Board of Commissioners and senior staff to collaboratively gain insights, share perspectives, and undertake an exploration of organizational and community dynamics generating a consensus view of the Park District’s future. The result of the process will be a thorough discussion of stakeholder and leadership views of the Park District’s most critical goals, objectives, and organizational arrangements and priorities for both the short and long term.

INTRODUCTION

As the Park District’s leadership is aware, strategic planning initiatives are not a new phenomenon for progressive organizations. The value of such processes continues to be recognized by leaders at the policy and administrative levels in both private and public organizations. The world in which we all operate continues to rapidly change and grow more complicated. In turn, the challenges and choices that you face in establishing policies, providing vital services, and setting priorities are likewise more complex and challenging than ten years ago, five years ago--even one year ago. Like many organizations in the metro area and across the country, the Park District’s population and economic dynamics continue to evolve and change, and the services, programs, and policy actions necessary to meet its mission will continue to evolve. Consider some of the trends within and beyond your borders: healthcare trends, the global pandemic, changing demographics, value shifts, growth, economic contraction, tax limitations, demands for service, funded and unfunded mandates, technology changes, etc. These are just a sample of the many

factors that impact the how, what, when, where, and why of operating and providing services in today's civic environment.

STRATEGIC PLANNING PROCESS OVERVIEW

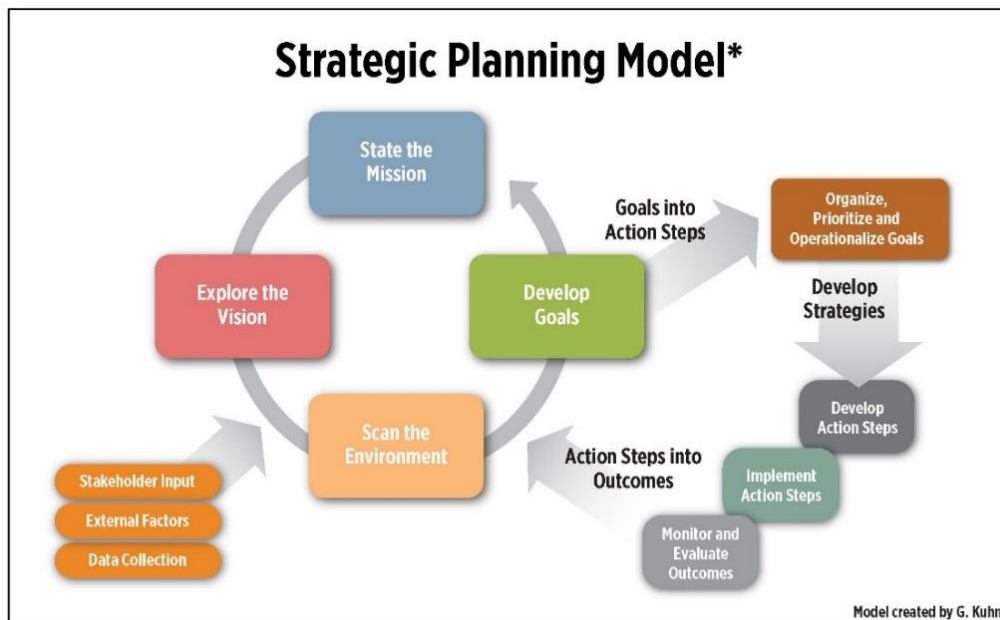
The proposed framework presented outlines the recommended exercises and goal-setting techniques that will be employed to undertake a holistic review of the Park District's strategic direction. A sound strategic planning process helps to focus leadership, energize the organization, and engage stakeholders. It should be seen as an avenue to not only map out the future, but also to foster a sense of ownership and boost the overall effectiveness in setting the course for the Park District in partnership with the community.

Although the word "planning" appears in the description, it must be emphasized that the result of this process is not to create a plan that sits on a bookshelf like a trophy. Rather, the primary outcome is to foster strategic thinking and communication among Board members and senior staff leading to an evaluation of the current strategic plan components, including prioritized goals that incorporate the overall vision for the Park District's short- and long-term future.

Strategic Planning Cycle: Scanning, Planning, and Action

Taken as a whole, the strategic planning process that is envisioned and described here can be represented in a model of the various steps and elements in a cycle of input, environmental scanning, goal setting, prioritization, action planning, and re-examination of the Park District's progress.

An illustration of the strategic planning cycle described is presented below:



* Model generally represents the steps that are taken for this type of initiative.

DETAILED DESCRIPTION OF PROPOSED PROJECT COMPONENTS

Component A: Pre-Workshop – Strategic Planning Readiness

Virtual Kick-Off Session

As part of initiating actions and launching the project, the facilitator(s) will convene a project review kick-off meeting with the Executive Director and other project staff designated or desired by the Park District. The meeting will explore the following: (1) confirm expected outcomes; (2) review status of mission, vision, and values to determine the need for any updating; (3) review prior strategic plans and goals as well as results from the Park District’s 2023 Community Needs Assessment and how to best share the progress at the workshop(s); and (4) set project schedules and finalize the exercises and options included in the process.

Component B: Pre-Workshop – Environmental Scanning

Stakeholder and Background Information Gathering

This pre-workshop component is an important piece designed to help ground the process as listening is vital to planning. The project team will use various techniques for gathering background data ranging from desktop review of documents to interviews and preparatory group discussions. These steps are an important part of “taking stock” by the project team to help understand current policy and operational perspectives, perceptions, and preferences.

The avenues identified for collecting and involving stakeholders to gain the input and perspective of organization members, as well as others beyond the Park District government, include interviews and focus groups. The proposed work plan highlights the key organizational and stakeholder groups that should be considered for input for the Park District as a whole. Each technique has its own strengths and outcomes, and each requires different time commitments, data collection efforts, and analysis which are explained below and reflected in the final scope and cost.

Interviews are an interactive/source-focused approach that provides participants with an opportunity to share personal perspectives at a 1-1, or 1-2 level with a professional interviewer. It results in highly personalized participation and the in-depth sharing of ideas. It is the most labor-intensive approach to gathering stakeholder input. A list of 5-6 key questions will be developed to help guide discussions. The focus of the interview sessions is to gain an initial perspective by building a balanced and informed view of the Park District, from each stakeholder’s unique vantage point.

Focus groups are also an interactive approach that helps assure broad participation and the sharing of ideas in a non-threatening group environment created by the facilitator. Participants are led through a structured but informal discussion that will focus on discussion questions that highlight key areas of insight for the process. The advantage of focus groups is the efficiency of gaining multiple insights at one time, the dynamic discussion that takes place among multiple participants, and the robust nature of the comments. Similar to the interview approach, the aim of the focus group sessions is to gain a balanced and informed view of the Park District from each stakeholder’s unique perspective. The ideal size for focus groups is approximately 12-15 participants, lasting approximately 60-90 minutes.

Suggested Background Interviews and Focus Groups

*Virtual and in-person options are available**

➤ Park District Senior Staff and Leadership

❖ Organization Views

- Executive Director (1 interview, 1 hour)
- Board President (1 interview, 45-60 minutes)
- Board of Commissioners (6 total interviews, 30 minutes each)
- Department Head/Senior-level Staff Prep Session (1.5- to 2-hour session with senior-level leadership)
 - Session should include representatives that will attend the strategic planning leadership workshop
- Front- and Mid-line and/or Auxiliary Staff (1-2 focus groups)

➤ Community Stakeholder Input

❖ Community Views and Perspectives

- Civic/Intergovernmental Institutions (e.g., secular community, non-profits, School District, Library District, etc.) (1 focus group)
- Invitational Resident (cross-section of residents including diversity in age, gender, race, geography, residential tenure, etc.) (1 focus group)
- Park District Patrons/Users (1 focus group)

➤ Data Analysis and Thematic Summarization of Stakeholder Input

- Provide summary of themes and key issues/desires as expressed by stakeholder focus groups

Demographic and Community Data Gathering and Analyses – *Optional Add-On Component*

The Demographic and Community profile can offer insights on often overlooked demographic and economic community dynamics. Changing demographics play a crucial role in the service expectations of the community and the Park District. Planning for policies, programs, infrastructure, staff, and services are unavoidably linked to the socio-demographic character of a community. The demographic profile provides information about the Park District's residents, workforce, and tax base as well as projection data such as: Five-year projections of demographic variables, Business profile (trends and projections), Count of businesses by industry sector, and Employment by industry sector to assist with planning efforts. The data are from both publicly available and proprietary sources using boundary information provided by the Park District. The data will be provided in a separate summary report prior to the workshop and shared in summary at the leadership workshop. Below is a sample of the data that can be collected. Some customization is available which is reflected in the cost range separately noted in the budget section.

- Current population and trend (change since 2010)
 - Total population plus breakdowns by
 - Age

- Race
- Gender
- Education level
- Commuting profile
 - Profile of Park District resident workers
 - Work location
 - Demographic (age, race, gender) profile
 - Income profile
 - Industry profile
 - Profile of Park District workers
 - Home location
 - Demographic (age, race, gender) profile
 - Income profile
 - Industry profile
- Assessed Valuation trend
 - Residential
 - Commercial
 - Industrial

Component C: Strategic Planning Leadership Workshop(s)

Board of Commissioners and Senior Staff Workshop Agenda

*Five to six contact hours needed, on average**

- Mission Affirmation and Vision Review
 - Affirmation: what is our raison d'être or mission?
 - Review, affirm, or adjustments: what is our vision of the future for the Park District, the community?
 - Imagine the Park District 5, 10, 15 years from now ...
- Stakeholder Input Analysis
 - Presentation of summary of themes identified by stakeholder focus groups and interviews
 - 2023 Community Needs Assessment themes/ideas shared by Park District leadership
- Environmental Scanning – Strengths, Weaknesses, Opportunities, and Challenges (S.W.O.C.)
 - Part I: Small group S.W.O.C. Analysis warm-up exercise
 - Part II: Large group S.W.O.C. Analysis
 - Identify internal strengths and weaknesses
 - Identify external opportunities and challenges

Agenda options include:

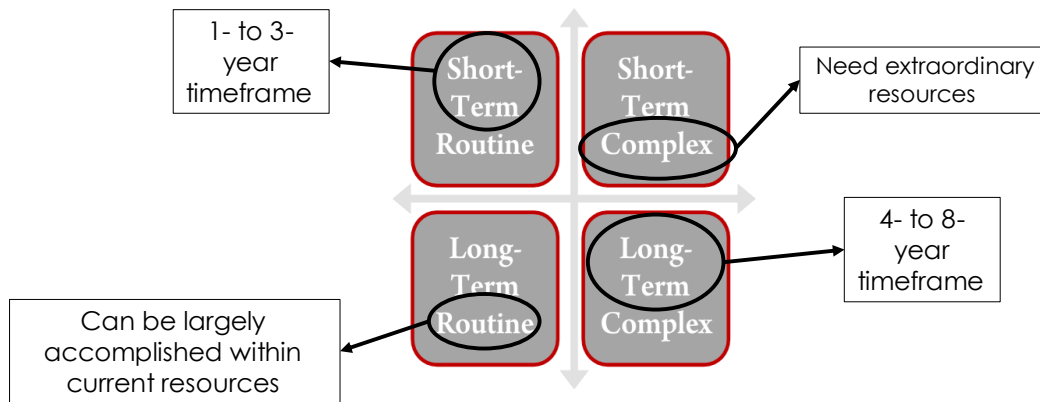
- ✓ One weeknight (3:00 p.m.–9:00 p.m.);
- ✓ One weekday (9:00 a.m.–3:00 p.m.); OR
- ✓ Two weeknights (6:00 p.m.–9:00 p.m. each night)

➤ Group Goal Development

- Presentation of prior goals’ status/progress from prior strategic planning process (*if applicable*)
- Short- (1- to 3-year timeframe) or long-term (4- to 8+-year timeframe) goal development and discussion
- Group goal classification – Routine or Complex (*as needed*)
 - **Routine goals** are not simple or easy but could largely be accomplished by the organization with required budget and staffing allocations, and/or with minor external assistance.
 - **Complex goals** are complicated/multi-layered goals that require extraordinary resources such as technical specialists, funding, the collaboration/agreement of another unit of government, or an outside organization, business, or agency.

Time and Complexity Goal Classification Grid

-by G. Gabris



Component D: Post-Workshop Follow Up – Goal Prioritization

Goal Prioritization

- Goal refinement and consolidation as needed and development of strategic priority areas with Park District staff and the CGS project team
- Online ranking/goal prioritization can be conducted with all workshop participants or the Board of Commissioners only if preferred
- Goal ranking survey results prepared and shared with Park District leadership

Goal Prioritization Process Overview

Following the classification exercise, the Board of Commissioners (or all workshop participants) will be asked, through a post-workshop *online* exercise, to delineate why certain goals should be given high priority, and some, although worthy, should receive lower priority. Point values will be assigned to each goal within each quadrant of the classification matrix. The resulting consensus ranking of short- and long-term goals will be the final outcome of this phase of the process.

Component E: Post-Workshop Implementation Review – Action Planning Launch

- Presentation of tools and techniques: implementation launch in the organization
- Operationalizing the goals – clarification of goals statements
- Structural assignments and goal coordination responsibilities
- Scheduling of start dates, milestones, and status reports
- Approaches for action steps/work plans
- Discuss possibility of annual “check-in” options with CGS staff (*additional costs would be associated and can be discussed*)

FINAL REPORT

A final report documenting both the process and outcomes will be provided to the administrative leadership for approval. A standalone executive summary will also be produced. Both will be provided in electronic form.

ESTIMATED RANGE OF COSTS

The *base strategic planning project* cost, including all project components (A–E) is estimated at \$19,900–\$23,500. The estimated costs presented here would include professional/analytical fees and project expenses (including mileage/travel) for all phases of the *base project*, from inception through action planning launch, including background research, process design, environmental scanning, analyses, leadership workshop facilitation by a team of facilitators, and all related project expenses. The range is representative of the scope of options including the number of focus groups and interviews selected as well as the number of workshops required. A more definitive budget can be provided after discussions on final components.

Project Phase/Element	Project Budget
<ul style="list-style-type: none"> • Component A: Pre-Workshop – Strategic Planning Readiness • Component B: Environmental Scanning, Community and Organizational Input/Focus Groups/Interviews • Component C: Strategic Planning Leadership Workshop(s) • Component D: Post-Workshop Follow Up • Component E: Post-Workshop Action Planning Launch • Summary Report and Executive Summary 	
Total Base Cost for Strategic Planning Process	\$ 19,900 – \$23,500
<i>Optional Project Components & Associated Cost Estimates</i>	
Demographic Data Gathering and Analyses	\$4,200 – \$4,800

**Please note: Additional components or tasks would represent an additional research effort and will result in additional costs beyond the cost estimate presented and will be charged at a rate of \$140 per hour for professional staff, \$60 per hour for support and technical staff, plus related expenses. CGS will advise the client before starting any additional work and secure authorization to proceed before undertaking additional assignments.*

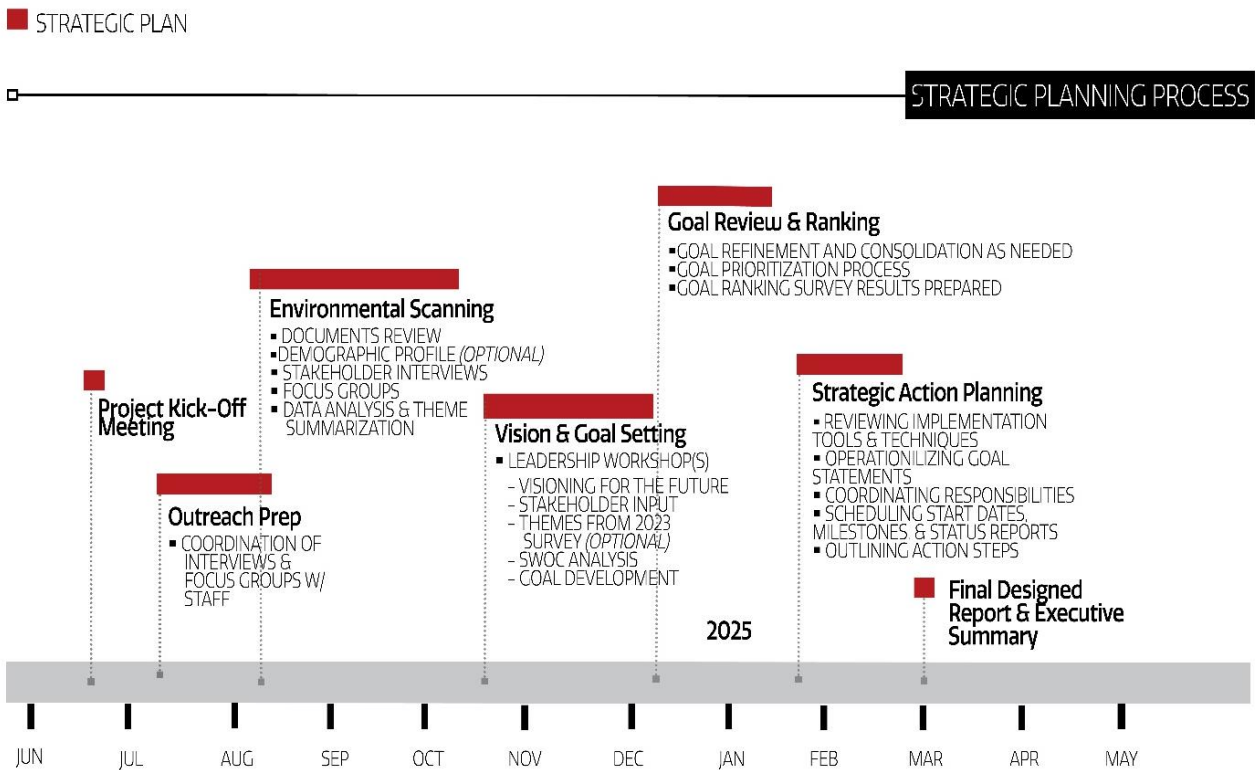
The Park District will be responsible for securing and reviewing meeting sites and/or coordinating online invites if virtual meetings are required with the NIU-CGS project team. The Park District will coordinate with NIU-CGS all notices, invitations, postings, room setups, and refreshments for all workshops and project sessions. **The Park District should check with its legal counsel to make sure all meeting postings and formats are consistent with any Open Meetings Act requirements and procedures.** The Park District will also be responsible for reviewing, securing, and funding any costs for facilities and refreshments, including technology or equipment, room rentals, supplies, and/or other logistical items.

PROPOSED TIMELINE

The workshops and meetings for the 2024 strategic plan will be held on dates that are mutually convenient for both the Park District’s participants and the NIU-CGS lead facilitator and project team. The anticipated start date for the project is June/July 2024.

CAROL STREAM PARK DISTRICT PROJECT TIMELINE

The Project Timeline below illustrates how the Strategic Planning process will be coordinated throughout the duration of the project timeframe. In addition, certain outcomes will inform subsequent phases of the planning process.



***Estimated duration – dates are to be determined and are subject to the facilitator(s) and the Park District’s project team’s availability, progress of exercises, and return of requested data or decisions from the Park District. The timeline may vary based on optional and/or any additional components selected. Please note that if the statistically significant community survey is selected, it will add several months to the timeline.*

While every effort will be made to complete the bulk of the process and the draft of the final report by the RFP requested date of December 2024, in our experience, the process can take between seven and nine months. Therefore, the timeline reflects the final designed report and action planning taking place after the New Year with a project completion date of March 2025. The project completion date is dependent on the scope of services selected, the timing and sequence of the various planning components, timely communication, and the scheduling of workshops that permit the gathering and analysis of stakeholder input prior to the leadership workshop. A series of pre-workshop discussion session(s), a five- to six-hour strategic planning workshop(s), and a two-hour follow up action planning launch session with the Executive Director and staff or other leaders are included in the planned base project meeting activities.

APPROVAL/ACCEPTANCE

An engagement letter between the Center for Governmental Studies and the Carol Stream Park District, with a final scope of services, proposed fees, expenses, and terms, will be prepared upon Park District approval and acceptance of the final project framework and approach.

REFERENCES AND REPRESENTATIVE PROJECTS

Representative strategic planning projects in Illinois led by Greg Kuhn, Mel Henriksen, CGS, and team members include:

1. Oswegoland Park District
2. Naperville Park District
3. Lindenhurst Park District

Contacts:

1. Kristie Vest, Superintendent of Recreation, kvest@oswegolandpd.org, 630-554-4425
 - o Thomas Betsinger, Executive Director, tbetsinger@oswegolandpd.org, 630-554-4460
2. Brad Wilson, Executive Director, bwilson@napervilleparks.org, 630-848-3532
 - o Ray McGury, Former Director, Naperville Park District, 630-461-0095, rjm@strategygroup.com
 - o Sue Stanish, Finance Director, Naperville Park District, 630-848-3514, sstanish@napervilleparks.org
3. David Mohr Jr., Executive Director, Lindenhurst Park District, 847-356-6011, dmohr@lindenhurstparks.org

MISSION AND QUALIFICATIONS OF NIU AND CGS



NIU's **Center for Governmental Studies**, founded in 1969, is a public service, applied research, and public policy development organization that recently celebrated 54 years of public service. Its mission is to provide expertise that helps decision-makers implement efficient, sustainable, and cost-effective approaches to economic, social, governance, public policy, and information management issues.

CGS' research and services include work in a variety of areas including community and economic development, workforce development, strategic and comprehensive planning, public management and training, association management, informatics, survey research, data visualization, and health and technology engagement. Clients include municipal, county, state, and federal agencies, as well as nonprofit and for-profit organizations. For more information, please call 815-753-0914 or visit www.cgs.niu.edu.

CGS has established itself as the center of choice for civic organizations in Northern Illinois needing to gather, analyze and operationalize information from their constituents. Assistance has been provided to state and federal agencies, colleges and universities, school districts, libraries, park districts and municipalities as well as a variety of other organizations. Since its founding, CGS has provided expertise to help decision-makers throughout Illinois implement efficient, sustainable, and cost-effective approaches to public policy, public and strategic management, social, economic and information management issues. As noted above, this expertise is made available to all levels of governmental entities, private enterprises, public-private partnerships, and other types of institutions such as higher education.

As part of NIU's Division of Outreach, Engagement and Regional Development (OERD), CGS fulfills its outreach and engagement mission through public service, applied research, technical assistance, and public policy development activities that are supported by interdisciplinary teams.

CGS TEAM DESCRIPTION

The proposed project team will consist of seasoned specialists and researchers with extensive experience conducting strategic planning, stakeholder engagement, survey research, data assessments, and leadership training. In addition to these core team members, other expertise within CGS will be used for various aspects of the project (i.e., project management and analysis, data research, etc.).

CGS PROJECT TEAM – FACILITATORS AND ANALYSTS

Greg Kuhn, Ph.D., Director. Dr. Kuhn is a former Village Manager who now conducts research, teaches, and consults with governmental units in Illinois and across the Midwest. Dr. Kuhn completed his doctoral studies mid-career with emphasis in Public Administration at the Local Government Level, Organization Development and Public Policy at Northern Illinois University. Greg served as Village Manager in Clarendon Hills, Illinois and Asst. To the Manager in Skokie, Illinois. Greg has also provided organizational and leadership services to governments on a consulting basis as Director of Local Government Management Services at Sikich, LLP., Managing Vice-President of the PAR Group, and Senior Associate in Governmental Services at Korn-Ferry International.

Greg has taught a variety of courses at both NIU and Northwestern including graduate courses in strategic planning, leadership, human resources, budgeting, and public policy, earning two teaching awards at both schools. In total, Dr. Kuhn has over 43 years of public management experience as an administrator, consultant, and instructor. Greg is a specialist in strategic planning, organizational development and design, governance, and training. He has conducted scores of strategic planning projects for public and nonprofit organizations. He will be joined by other senior members of the Center for Governmental Studies and the University in the execution of the exercises and data gathering portions of the strategic planning initiative.

Melissa Henriksen, MPP, Assistant Director of Strategic Management, Policy, and Community Development. Ms. Henriksen has a diverse background including strategic and comprehensive planning, economic and community development, technical assistance, rural health care research and grant writing. She is a specialist in the areas of strategic planning, conducting focus groups, wage and benefit studies and asset/needs assessments, community and economic development, and rural health research. Mel has led or co-facilitated strategic planning efforts for municipalities, non-profits, schools and other districts, boards of directors, and institutes of higher education. For the past 16 years, she has managed funded projects for the Illinois Critical Access Hospital Network (ICAHN), the National Association of Development Agencies (NADO), the U.S. Economic Development Administration (EDA), and the U.S. Department of Agriculture (USDA), as well as state and local organizations focused on economic and community development and health care. These projects included coordinating surveys, community focus groups, strategic planning to identify potential challenges and solutions, demographic analysis and distilling themes and findings from a variety of qualitative information to share with key stakeholders.

Mel holds a B.A. degree in Political Communication/Public Relations and a master's degree in public policy, both from the University of Northern Iowa. Mel is a Board member for the Illinois Rural Health Association and is the chair of its Research and Education and Conference Committee. In addition, she is a former Kettering Foundation Research Fellow and received the ICAHN Service Award for her research in rural health care and its economic impact on rural communities. Mel has been a speaker for several Civic Leadership Academy (CLA) classes and has taught courses at NIU and Kishwaukee College including strategic performance management and American government.

Jeanna Ballard, MPA, Senior Research Specialist. Ms. Ballard has a varied background in strategic and comprehensive planning, technical assistance, and performance improvement studies. She has helped facilitate strategic planning workshops, focus groups, interviews, organizational design reviews, leadership development seminars, and compensation analyses. Jeanna has co-facilitated strategic planning for elected officials, non-profits, municipalities, counties, townships, park districts, libraries, council of governments, and institutes of higher education. For the past two years, Jeanna has provided staff support for funded projects for the Illinois Critical Access Hospital Network (ICAHN). Most recently, she has worked on local government strategic planning initiatives. These projects included coordinating online surveys, community focus groups, goal development sessions, identifying potential challenges and solutions, and distilling themes from a variety of quantitative and qualitative information to share with key stakeholders.

Jeanna holds a dual MPA degree via her joint studies at Northern Illinois University and Renmin University of China in Beijing. She joined the Center for Governmental Studies in 2017 and serves as an elected Representative on NIU's Supportive Professional Staff Council and is the Chair of the Advocacy Committee. Jeanna has seven years of public service experience serving in local, county, and federal levels of government and is a former Banovetz Fellow. Jeanna has also been a speaker for several Civic Leadership Academy (CLA) classes and taught courses at NIU in public service leadership and management.

Alli Hoebing, MPA, Research Specialist – CGS. Ms. Hoebing is a research specialist focusing on Association and Public Management. Alli graduated from NIU's Master of Public Administration program with an emphasis in local government administration. As an undergraduate at NIU, Alli was a member of the Pre-Law Honors Society and collegiate Mock Trial team, majoring in political science, public law, and communication.

At CGS, Alli works with the Associations Management team including the Illinois City/County Management Association (ILCMA) and affiliates, the Wisconsin City/County Management Association (WCMA), the Illinois Local Government Lawyers Association (ILGL) and the American Planning Association's Illinois Chapter (APA-IL). In her work with associations, Alli assists with conferences, committees, financial reports, research and analytics and strategic planning.

Other Project Staff and Support - Dr. Kuhn and the project team will also be joined and assisted by other staff members of the Center for Governmental Studies and the University for certain project elements or at critical junctures of the project.

To: Board of Commissioners
From: Lisa Scumaci, Director of Finance & IT
Date: June 10, 2024
Ratify: 2023 Annual Comprehensive Financial Report

Agenda Item # 8A

Issue

Should the Board accept the 2023 Annual Comprehensive Financial Report as presented.

Background/Reasoning

The Park District is statutorily required to undergo an independent audit of its finances on an annual basis. The firm of Lauterbach & Amen (L/A) conducted the independent audit. Lauterbach & Amen Partner, Matt Beran, is attending today to present the Audit, review results and answer any questions. * Responses to questions submitted by the Board will be presented at this meeting.

- The Board received copies of the 2023 Annual Comprehensive Financial Report (Audit), Letter to the Board, and Management Letter last month.
- The Audit and all supplementary reports will be submitted to the County and State. Copies are also provided to rating agencies and bond counsel for use in the annual disclosure filings for the District's outstanding debt.
- As in past years, the Audit will be submitted to the Government Finance Officers Association for consideration of its Award for Excellence in Financial Reporting.
- The Audit will be posted to the District website as an additional measure of transparency.

Supporting Documents

Hard copies of all these documents were provided to the Board on May 13.

- 2023 Annual Comprehensive Financial Report.
- SAS 114 Letter – The Auditor's communication of internal controls, and disclosure of any conflicts or deficiencies; none were identified. (*Separate Document dated April 18, 2024*).
- SAS 115/Management Letter – The Auditor's communication to those charged with governance of their audit process and communication of internal controls that are considered to be control deficiencies as well as other recommendations related to the audit process including new GASB pronouncements.

Cost

\$20,300 to the Corporate Audit GL # 10-5-00-00-550

Public/Customer Impact

Displays the Board and staff's commitment to financial excellence, transparency, and financial stewardship.

Recommendation

That the Board make a motion to accept the 2023 Annual Comprehensive Financial Report as presented.

To: Board of Commissioners
From: Shane Hamilton, Director of Parks & Facilities
Date: June 10, 2024
Approval: Fountain View Recreation Center Locker
Room/Hallway Flooring

Agenda Item # 8B

Issue

Should the Board approve a contract for \$71,050 with Consolidating Flooring, Addison, IL, to resurface all flooring in both downstairs locker rooms and the pool hallways at Fountain View Recreation Center.

Background/Reasoning

The existing flooring in the areas mentioned above are experiencing various issues due to improper installation. Issues such as discoloration and flaking will be addressed through this project by grinding down the existing surface and resurfacing it with a similar surfacing. Public bid is not required for this project as Consolidated Flooring is a member of Sourcewell Pricing.

Supporting Documents

Quote from Consolidated Flooring.

Cost

Cost: \$71,050
GL# 32-5-00-00-723

Public/Customer Impact

Fountain View Recreation Center is the flagship building of the Park District and the aesthetics of the downstairs locker rooms and pool hallways are not up to par with the rest of the building. The Board ranked the replacement of this floor as the 3rd highest priority during the Capital Improvement Plan exercise.

Recommendation

That the Board approve a contract for \$71,050 with Consolidating Flooring, Addison, IL to resurface all flooring in both downstairs locker rooms and the pool hallways at Fountain View Recreation Center.



PROPOSAL #

629777

PROJECT

Carol Stream Fountain View Rec Center 910 N Gary Ave
SOURCEWELL
910 N Gary Ave
Carol Stream, IL 60188

DATE

May 28, 2024

TO

SD 93 - CAROL STREAM
P.O. BOX 88093
CAROL STREAM, IL 60188

CONTACT

Eric Kumerow
312-257-5343
ekumerow@consofloors.com

Existing system is Dur-A-Quartz. Recommended product to install is Dur-A-Chip system.

Work expected 10 days

SCOPE OF WORK

CODE	PRODUCT	QUANTITY	TOTAL
Epoxy	Furnish and install Epoxy 3500 sf & 986 lf base Work to be done: Dur-A-Chip Flooring (This is system change, existing is quartz) Grind & prep existing epoxy for suitable adhesion Cut open caulk lines Install Dur-A-Flex Dur-A-Chip Macro system per manufacture guidelines Install new caulk	3500 SF	\$71,050.00

TOTAL

\$71,050.00



PROPOSAL #

629777

PROJECT

Carol Stream Fountain View Rec Center 910 N Gary Ave
SOURCEWELL
910 N Gary Ave
Carol Stream, IL 60188

DATE

May 28, 2024

TERMS AND CONDITIONS

SCOPE OF WORK

Only material and labor detailed in the attached proposal are included in the scope of work to be performed. Unless specified otherwise in the proposal, all work will be performed on regular time, Monday through Friday, seven (8) hours beginning between 6:00 AM and 8:00 AM.

EXCLUSIONS

Unless specifically detailed in the proposal, the following items are excluded from our scope of work:

- This proposal DOES NOT include any job related delays or conditions (material, and or jobsite production) related to client or contractor implemented COVID 19 mitigation protocols.
- Testing of slab for flatness, smoothness, and hardness.
- Moisture and air quality testing before or after leveling occurs.
- Floor surveys.
- Shot blasting, scarifying, brush hammering, shaving, grinding, sanding, or any other form of mechanical floor preparation.
- Surface preparation, including leveling, skim coating, and spackling (where material is installed on walls).
- Ramping to hard surface flooring (marble, stone, ceramic, wood, etc.). If we are installing carpet to meet a hard surface, the transition edge between these finishes must be installed by the hard surface installer. Schluter or Schluter type edges must be installed under the hard surface to be properly set and perform properly long term. This edging is not to be installed by the carpet installer. If this requirement is not followed, your tile, marble, or stone will crack.
- Consolidated Flooring of Chicago is not responsible for latent defects in the substrate due to excessive moisture or alkalinity, nor chemical incompatibility of old adhesives, new adhesives, and carpet backing systems.
- Substrate preparation, when when included in the proposal, does not include water and moisture mitigation. Pricing for this, if necessary, can only be determined after calcium chloride tests have been performed.
- Temporary and final protection of materials we install and all surfaces adjacent to our work, including walls, floors, and ceilings.
- Overtime for any work outside normal working hours (see Hours of Work above).
- Cleaning, sealing, buffing, or waxing of resilient or specialty products.
- Cleaning and vacuuming.
- Furnishing or installing entrance mats, mounted carpet mats, frames, or related items.
- Factory pre-formed base corners. Our proposal includes only job site fabricated vinyl or rubber base corners.
- Thresholds, saddles, and expansion joint covers. Any transition products made from metal or stone.
- Supplying or application of concrete sealer.
- Any items not listed on either the finish schedule or finish plan.
- Attic stock.
- Pattern matching & borders.
- Removal and disposal of all existing floor coverings.
- Removal and disposal of any waste and debris generated during the installation.
- Plywood subfloor.
- Mock ups.
- Asbestos control or abatement.
- Any applicable taxes.
- Ramping to other flooring (marble, stone, ceramic, wood, etc.). If we are installing concrete to meet finish, the



PROJECT

Carol Stream Fountain View Rec Center 910 N Gary Ave
SOURCEWELL
910 N Gary Ave
Carol Stream, IL 60188

DATE

May 28, 2024

transition edge between these finishes must be installed by the flooring installer. Schluter or Schluter type edges must be installed under the flooring be properly set and perform properly long term. This edging is not to be installed by the concrete.

Out of sequence work or multiple mobilizations.

Tenting or other protection needed in area due to exposure of silica dust.

SITE CONDITIONS

The customer must provide a secure space at the job site to lock-up materials, tools, and workman's clothing during the installation.

The customer accepts responsibility for security of all materials and tools stored on the job site.

The customer must provide free access to building and standard requirements for installation including, but not limited to, elevators, hoists, electricity, heat, light, water, etc. All related costs will be paid by the customer.

The installation area must be free and clear of other tradesmen and their material and ready to receive for us to begin our work

Lost time will be charged to the client if our men show up and the job is not ready, if areas are not ready consecutively and we incur down time, or if notification of a job cancellation has not been received at least twenty-four (24) hours prior to scheduled installation. Lost time will be charged on a per man basis at the current hourly rate.

The subfloor must be in a broom swept condition when we arrive for the scheduled start of the installation. The floor surface is to be free of adhesives and coatings including paint, oils, waxes, sealers and any substance that would prevent adhesive bond.

Fire rated plywood is not an acceptable substrate for flooring products. Unless specified in the proposal, additional charges will be incurred to encapsulate fire rated plywood.

The subfloor must be free of excessive moisture, alkalinity, and high concentration of fly ash or other additives that impede the adhesion of flooring materials. Consolidated Flooring of Chicago will not be responsible for latent defects in the subfloor due to these or associated conditions.

Surface and ambient temperature must be maintained at a minimum of 65 degrees Fahrenheit for 24 hours prior to, during, and after the installation.

The quoted price is based upon placing of scraps and waste material in a central location to be removed by laborers supplied by others.

We are not responsible for condition of sheetrock or wall surface where base is to be installed. All preparation of wall surface must be complete prior to scheduling of installation. Consolidated Flooring of Chicago is not responsible for any claims with respect to condition of wall surface under installed base.

Should concealed or unknown substrate conditions be encountered during the performance of this project, such as during the removal of existing flooring, and Consolidated Flooring of Chicago finds such conditions extensive or of an unusual nature, you will be advised of our concerns and rectification costs prior to our continuing.

We must allow all materials and adhesives to condition in the room temperature they will be installed in, for a minimum of 48 hours before starting the installation. This is an industry requirement! Not doing so voids all warranty! The HVAC system must be on and average temperature maintained prior to and after installation of any resilient product finish. Please consider this in your project planning. We will not install otherwise, as this will compromise the installation and the product will fail. Every resilient finish has its own minimum and maximum temperature requirement. Please reference your submittal package for your application.

Client must provide an 80 psi, 3/4" cold water source within 100 feet of machine location.

Client must provide a 220 volt, 3 phase, 100 amp electrical connection within 100 feet of machine location.

Client must provide a staging area for materials.

The subfloor must be in a broom swept condition when we arrive for the scheduled start of the installation.



PROPOSAL #

629777

PROJECT

Carol Stream Fountain View Rec Center 910 N Gary Ave
SOURCEWELL
910 N Gary Ave
Carol Stream, IL 60188

DATE

May 28, 2024

Protection of finished surfaces done by others.

CHANGE ORDERS

All work outside the scope of the contract will be billed immediately as work is completed at our current hourly rate. The job site super will be required to sign tickets for all out of contract work. These tickets will then to be considered as change orders to the contract.

Customer shall issue a contract which includes this exclusion page as an exhibit or addenda that will supersede any other clause, which will dictate the scope of our work and responsibility.

INSURANCE

If a Certificate of Insurance is required it is the responsibility of the customer to provide to Consolidated Flooring of Chicago a minimum of 48 hours prior to the scheduled start of the installation all of the information required on the certificate.

The customer is responsible for maintaining insurance for material stored in our warehouse.

MATERIAL STORAGE

Consolidated Flooring of Chicago will store materials for active installation projects at no charge.

You will be notified at the completion of the project of what balance material remains. Storage will be charged for all material held more than ninety (90) days after completion of the project. Any material stored for more than twenty-four (24) months will become the property of Consolidated Flooring of Chicago. No further notice will be given.

GENERAL

Consolidated Flooring of Chicago will not accept charge backs of damage or cleaning without the option to inspect claim(s) to repair or without the option to make arrangements for acceptable repairs at their expense.

Consolidated Flooring of Chicago is not responsible for any claims that might result from product delivery date changes beyond their control.

The proposal is given in good faith based upon specification and drawings supplied to Consolidated Flooring of Chicago. Consolidated Flooring of Chicago reserves the right to revise or withdraw this proposal should the specification or design differ from those provided to us.

Before any action is taken on this proposed work we require **one** of the following:

- This proposal signed and returned to us.
- A properly executed purchase order referencing this proposal by proposal number and date.
- A contract referencing this proposal by proposal number and date.

Proposed work is to be performed only on condition of and in accordance with the terms stipulated herein, including any attachments hereto which are an integral part of the proposal.

Pricing with open shop labor. We are not affiliated with any labor organization.


EXPIRATION

This proposal is valid for thirty (30) days from the proposal date. After this date our pricing is subject to change based on:

- Changes in the cost of materials.
- Changes in the cost of labor.
- Changes in the general state of the economy.

PAYMENT TERMS

A 50% deposit is required upon acceptance of this proposal. No materials will be ordered until the deposit is received. Invoices for completed work must be paid within 30 days of the invoice date. Interest of 2% per month will be added



**CONSOLIDATED
FLOORING**

PROPOSAL #

629777

PROJECT

Carol Stream Fountain View Rec Center 910 N Gary Ave
SOURCEWELL
910 N Gary Ave
Carol Stream, IL 60188
- -

DATE

May 28, 2024

for late payments.

Accepted By: _____

Company: _____

Title: _____

P.O. #: _____ **Date:** _____

Payment Terms: 50% deposit required upon execution of order.
Balance to be progress billed, due net 15 days unless otherwise stipulated.

Created by: Tina Todd. Modified last by: Tina Todd