



Board of Commissioners  
Regular Business Meeting  
910 N Gary Ave  
Premier Room

**February 12, 2024**

**6:00pm**

- 1. Call To Order**
- 2. Roll Call – Pledge of Allegiance**
- 3. Listening Post**
  - A. Kelly Sisco Introduction
- 4. Changes or Additions to the Agenda**
- 5. Consent Agenda**

All items listed are included in the Consent Agenda. There will be no separate discussion of these items. Members of the public may petition in writing that an item be removed from the Consent Agenda.

  - A. Approval: Regular Minutes: January 22, 2024
  - B. Ratify: December 2023 Bills
  - C. Ratify: January 2024 Bills
  - D. Ratify: 2023 Year End Treasurers Report
- 6. Discussion Items**
  - A. Capital Improvement Program Prioritization Exercise Results
  - B. Meet us at the Park
  - C. Corporate Counsel RFQ
  - D. Weekly Happenings
- 7. Action Items**
- 8. Closed Session**
- 9. Action Pertaining to Closed Session**
- 10. Adjournment**



**Board of Commissioners**  
**Regular Meeting**  
**January 22, 2024**  
**6:00pm**

<b>Call to Order</b>	Commissioner Gramann called the meeting to order at 6:00 pm.
<b>Roll Call/Pledge of Allegiance</b>	Present: Commissioners Powers, Sokolowski, Bird, Gramann, and Witteck. Commissioner Del Preto and Jeffery were absent. Staff: Executive Director Rini attended via Zoom, Directors Bachewicz, Scumaci, and Quinn, Superintendent Adamson, Division Manager Kenny, and Executive Assistant Greninger.
<b>Listening Post</b>	None
<b>Changes to the Agenda</b>	None
<b>Action Items</b>	Commissioner Witteck made a motion to approve the Regular Minutes from January 8, 2024. Seconded by Commissioner Powers. Voice Vote, none opposed. Motion Passes 5-0-2.
<b>Discussion Items</b>	<p>A. Capital Improvement Priority Project This topic was discussed at length at the last meeting and today Director Scumaci is leading the priority exercise. Staff prioritized the projects and they were discussed in that order.</p> <ol style="list-style-type: none"> <li>1. Pickleball at Armstrong Park Commissioner Sokolowski asked if there is shade and how we will administer courts. Director Bachewicz said there are lots of trees to provide shade. We are still considering logistics; first come/first serve and reservation system in addition to leagues and tournaments. Commissioner Witteck asked if there is lighting. Manager Kenny said yes, until 10pm. She also asked if we are concerned about security or vandalism. Director Bachewicz said the additional people at the park may cut down on crime at Armstrong Park.</li> <li>2. Carpeting/Flooring in Fitness Center Commissioner Witteck asked if we plan to make the flooring more cohesive throughout the fitness center. Director Bachewicz said we are looking at a variety of options. Commissioner Bird wants to make sure it will last a long time.</li> <li>3. Playground Replacements Commissioner Gramann said some of the parks on the list are small pocket parks that serve the immediate residents. Director Bachewicz suggested the parks on the list for replacement may change after the Commissioners complete their Parks Tour in the spring.</li> <li>4. Fountain View Recreation Center - Lower Locker Room Flooring</li> </ol>

Commissioner Sokolowski asked if the hallway and JEM office flooring will also be done. Commissioner Witteck asked if there are a lot of complaints. Director Bachewicz said all the flooring in the locker rooms and leading to the pool will be fixed by stripping the coating, sanding, and refinishing with an anti-slip finish. We get a lot of complaints from patrons.

5. New 39 Passenger Bus

Commissioner Sokolowski noted the plan is to replace the bus in 2026; won't the quote increase in two years? Can we buy now and get reimbursed with ADA funds in 2026? Commissioner Bird noted the trade in value will also decrease in two years. Executive Director Rini said we can't have a zero ADA fund balance, which is why we must wait two years. Commissioner Witteck said the Foundation is seeking suggestions for fundraising efforts and what we want them to focus on. Executive Director Rini said the Foundation would be willing to help support our high priority projects.

6. Benjamin School District Partnership

Commissioner Bird asked if we did not add lighting to the field, would it still be profitable. Commissioner Sokolowski asked when we would get a return on investment if we did put in lighting. Division Manager Kenny said the revenue would decrease without lighting. With lighting the ROI would probably be about 10 years. Commissioner Sokolowski is also concerned about parking. Director Bachewicz said we would have to enter into an agreement with the Church for parking. Commissioner Gramann said the turf will eventually need to be replaced. Director Bachewicz agreed there are still many unanswered questions about the potential partnership.

7. Coral Cove Water Park Bucket Feature Painting

Commissioner Witteck asked if the quote is just for the bucket. Director Bachewicz said it includes the entire feature.

8. Evergreen Shoreline Stabilization

Commissioner Gramann noted the quote from WBK Engineering is only to figure out what is wrong at Evergreen. The cost and priorities for stabilizing the shoreline is still unknown.

9. Simkus Recreation Center Marquee

Commissioner Gramann noted at the last meeting, there was an idea to move the marquee from Fountain View to Simkus. Executive Director Rini said that would not be possible, but when the marquee at Fountain View becomes obsolete, we would replace it with a regular sign because the traffic on Gary is too fast for people to read it. The marquee at Simkus sits at a traffic light so people have time to read it. Commissioner Witteck asked if it would be the same kind of sign. Executive Director Rini said it would be similar but with current technology.

10. Vehicle/Equipment Replacement

Commissioner Sokolowski asked if we can extend the life of the Park District vehicles. Director Scumaci said we conduct regular preventative maintenance and take very good care of our fleet.



	<p>Director Scumaci said when we determine the priorities, the projects will fall into place with responsible budgeting. Commissioner Gramann asked staff to query Commissioner Jeffery and DelPreto and then report the results of the exercise at the next meeting.</p> <p>B. Weekly Happenings</p> <ul style="list-style-type: none"> <li>• Commissioner Witteck attended the Foundation Meeting. They plan on attending the 1<sup>st</sup> Regular Board Meeting each month. They also plan on presenting the scholarship donation to the Park District in March.</li> <li>• Commissioner Sokolowski remarked about the success of the Fitness promotion and the growth of the Theater program. Superintendent Adamson added that program has a great reputation and we expect to see more growth this year. Commissioner Sokolowski asked how winter registration is going so far. Director Bachewicz said enrollment is ongoing with an increase in Basketball.</li> </ul>
<b>Closed Session</b>	None
<b>Action Pertaining to Closed Session</b>	None
<b>Adjournment</b>	Commissioner Powers made a motion to adjourn the meeting. Seconded by Commissioner Bird. Voice Vote taken, none opposed. Motion passed 5-0-2. Meeting adjourned at 7:01pm.


\_\_\_\_\_  
 President  
 Jacqueline Jeffery


\_\_\_\_\_  
 Secretary  
 Sue Rini

February 12, 2024  
 Date

Motion:

Make a motion to ratify bills as presented in the Accounts Payable Voucher List for December 2023.

  
\_\_\_\_\_  
(Treasurer)

  
\_\_\_\_\_  
(Date)

Carol Stream Park District  
Accounts Payable Voucher List  
December 2023

Presented to the  
Board of Commissioners  
February 12, 2024

A C C O U N T S P A Y A B L E  
O P E N I T E M R E P O R T  
S U M M A R Y

VENDOR	PO	TYPE	INV NO#	INV DT	POST DT	1099	GROSS AMT	PAYMENTS	CHECK#	CHECK DT	---BALANCE---
01-000020 ALL STAR SPORTS											
	23-45537	INV	237008	12/05/23	12/15/23	N	5,270.00	5,270.00-	108196	12/15/23	0.00
						** TOTALS **	5,270.00	5,270.00-			0.00
01-000032 AQUA PURE ENTERPRISES											
	23-45603	INV	0147754-IN	12/14/23	12/29/23	N	452.61	452.61-	108253	12/29/23	0.00
						** TOTALS **	452.61	452.61-			0.00
01-000044 PDRMA											
	23-44460	INV	1123070	11/30/23	12/08/23	N	10,570.29	10,570.29-	001479	12/08/23	0.00
	23-44461	INV	1223070	12/31/23	12/31/23	N	10,570.29	10,570.29-	001498	12/29/23	0.00
						** TOTALS **	21,140.58	21,140.58-			0.00
01-000049 FLEXIBLE BENEFIT SRV CRP											
	23-44579	INV	624836910571	12/05/23	12/08/23	N	50.00	50.00-	001478	12/08/23	0.00
	23-45529	INV	Flex Claims 11/23	12/01/23	12/08/23	N	1,366.17	1,366.17-	001478	12/08/23	0.00
						** TOTALS **	1,416.17	1,416.17-			0.00
01-000078 BENJAMIN SCHOOL DIST. 25											
	23-44472	INV	IGA 12/23	12/01/23	12/08/23	N	795.00	795.00-	108173	12/08/23	0.00
						** TOTALS **	795.00	795.00-			0.00
01-000154 ACTIVE NETWORK, LLC											
	23-45513	INV	CB2023OCT_022	11/30/23	12/15/23	N	28.00	28.00-	108195	12/15/23	0.00
						** TOTALS **	28.00	28.00-			0.00
01-000243 JEFF ELLIS MANAGEMENT, LLC											
	23-44641	INV	2011363	12/01/23	12/01/23	Y	33,715.46	33,715.46-	001470	12/01/23	0.00
	23-44441	INV	2011366	12/01/23	12/01/23	Y	3,666.72	3,666.72-	001470	12/01/23	0.00
	23-45557	INV	2011411	11/30/23	12/15/23	Y	375.00	375.00-	108203	12/15/23	0.00
	23-45557	INV	2011447	12/13/23	12/15/23	Y	595.00	595.00-	108203	12/15/23	0.00
						** TOTALS **	38,352.18	38,352.18-			0.00
01-000269 FOX VALLEY PARK DISTRICT											
	23-45509	INV	FOX VALLEY MEET23	11/30/23	12/08/23	N	470.00	470.00-	108177	12/08/23	0.00
						** TOTALS **	470.00	470.00-			0.00
01-000294 GLENBARD NORTH HIGH SCHOOL											
	23-45579	INV	12-07 HOLIDAY SC	12/18/23	12/22/23	N	725.00	725.00-	108234	12/22/23	0.00
						** TOTALS **	725.00	725.00-			0.00
01-000370 CITI CARDS											
	23-45606	INV	1083558716	12/21/23	12/29/23	N	494.11	494.11-	001495	12/29/23	0.00
	23-45502	INV	332500009579	11/21/23	12/01/23	N	127.79	127.79-	001469	12/01/23	0.00
	23-45517	INV	333500009055	12/01/23	12/29/23	N	165.43	165.43-	001495	12/29/23	0.00
	23-45593	INV	335100007048	12/17/23	12/29/23	N	60.09	60.09-	001495	12/29/23	0.00
	23-45593	INV	335100234071	12/17/23	12/29/23	N	128.36	128.36-	001495	12/29/23	0.00
						** TOTALS **	975.78	975.78-			0.00

A C C O U N T S   P A Y A B L E  
O P E N   I T E M   R E P O R T  
S U M M A R Y

VENDOR	---- VENDOR NAME -----	PO	TYPE	INV NO#	INV DT	POST DT	1099	GROSS AMT	PAYMENTS	CHECK#	CHECK DT	----BALANCE---
-----												
01-000384	IL ASSOC. OF PARK DIST.	23-45592	INV	DUES2024	12/13/23	1/02/24	N	7,291.38	7,291.38-	108236	12/22/23	0.00
							** TOTALS **	7,291.38	7,291.38-			0.00
01-000422	K.C. MECHANICAL, INC.	23-45558	INV	0982070	12/12/23	12/22/23	N	230.00	230.00-	108237	12/22/23	0.00
		23-45560	INV	0982071	12/12/23	12/22/23	N	1,100.00	1,100.00-	108237	12/22/23	0.00
		23-45559	INV	0982072	12/12/23	12/22/23	N	1,280.00	1,280.00-	108237	12/22/23	0.00
							** TOTALS **	2,610.00	2,610.00-			0.00
01-000492	MCMASTER-CARR	23-45533	INV	18348746	11/30/23	12/08/23	N	287.33	287.33-	108188	12/08/23	0.00
							** TOTALS **	287.33	287.33-			0.00
01-000497	MENARDS	23-45613	CM	83368	10/05/23	12/29/23	N	36.29-	36.29	108258	12/29/23	0.00
		23-45578	CM	87972	12/13/23	12/22/23	N	257.70-	257.70	108242	12/22/23	0.00
		23-45506	INV	86226	11/17/23	12/08/23	N	91.10	91.10-	108189	12/08/23	0.00
		23-45506	INV	86244	11/17/23	12/08/23	N	36.71	36.71-	108189	12/08/23	0.00
		23-45515	INV	86416	11/20/23	12/08/23	N	31.36	31.36-	108189	12/08/23	0.00
		23-45571	INV	86509	12/10/23	12/29/23	N	169.96	169.96-	108258	12/29/23	0.00
		23-45578	INV	87604	12/07/23	12/22/23	N	317.24	317.24-	108242	12/22/23	0.00
		23-45573	INV	88023	12/14/23	1/01/24	N	566.23	566.23-	108258	12/29/23	0.00
		23-45572	INV	88025	12/14/23	12/29/23	N	623.73	623.73-	108258	12/29/23	0.00
							** TOTALS **	1,542.34	1,542.34-			0.00
01-000595	CASH	23-45587	INV	PETTY CASH 2023	12/13/23	12/29/23	N	75.70	75.70-	108254	12/29/23	0.00
							** TOTALS **	75.70	75.70-			0.00
01-000635	RENTAL MAX LLC	23-45570	INV	626578-8	12/07/23	12/22/23	N	351.00	351.00-	108244	12/22/23	0.00
		23-45570	INV	626938-8	12/11/23	12/22/23	N	197.12	197.12-	108244	12/22/23	0.00
							** TOTALS **	548.12	548.12-			0.00
01-000711	SPRING-GREEN LAWN CARE	23-45516	INV	7425921	7/14/23	12/08/23	N	91.95	91.95-	108192	12/08/23	0.00
							** TOTALS **	91.95	91.95-			0.00
01-000790	VILLAGE OF CAROL STREAM	23-45511	INV	02076830	12/01/23	12/22/23	N	32.21	32.21-	001487	12/22/23	0.00
		23-45511	INV	02077647	12/01/23	12/22/23	N	173.95	173.95-	001487	12/22/23	0.00
		23-45511	INV	02080682	12/01/23	12/22/23	N	1.61	1.61-	001487	12/22/23	0.00
		23-45511	INV	02082080	12/01/23	12/22/23	N	10.74	10.74-	001487	12/22/23	0.00
		23-45511	INV	02082198	12/01/23	12/22/23	N	345.28	345.28-	001487	12/22/23	0.00
		23-45511	INV	02082235	12/01/23	12/22/23	N	1,617.07	1,617.07-	001487	12/22/23	0.00
		23-45511	INV	02082247	12/01/23	12/22/23	N	2.64	2.64-	001487	12/22/23	0.00
		23-45511	INV	02082267	12/01/23	12/22/23	N	25.01	25.01-	001487	12/22/23	0.00

ACCOUNTS PAYABLE  
OPEN ITEM REPORT  
SUMMARY

VENDOR	PO	TYPE	INV NO#	INV DT	POST DT	1099	GROSS AMT	PAYMENTS	CHECK#	CHECK DT	---BALANCE---
01-000790	VILLAGE OF CAROL STREAM ** CONTINUED **										
	23-45511	INV	02082271	12/01/23	12/22/23	N	2.55	2.55-	001487	12/22/23	0.00
	23-45511	INV	02082387	12/01/23	12/22/23	N	84.12	84.12-	001487	12/22/23	0.00
						** TOTALS **	2,295.18	2,295.18-			0.00
01-000812	WDSRA										
	23-44975	INV	23-24MemberDues#3	12/01/23	12/08/23	N	5,780.00	5,780.00-	001480	12/08/23	0.00
	23-45549	INV	CSPD2023CAP\$	12/14/23	12/22/23	N	341,316.24	341,316.24-	001488	12/22/23	0.00
						** TOTALS **	347,096.24	347,096.24-			0.00
01-000831	WINFIELD PARK DISTRICT										
	23-45536	INV	112023	11/20/23	12/15/23	N	312.00	312.00-	108209	12/15/23	0.00
						** TOTALS **	312.00	312.00-			0.00
01-000874	LANDSCAPE MATERIAL										
	23-45505	INV	41302	11/21/23	12/08/23	N	45.00	45.00-	108186	12/08/23	0.00
	23-45542	INV	41616	11/30/23	12/15/23	N	45.00	45.00-	108204	12/15/23	0.00
	23-45594	INV	42044	12/22/23	12/29/23	N	70.00	70.00-	108257	12/29/23	0.00
	23-45609	INV	42173	12/15/23	12/29/23	N	45.00	45.00-	108257	12/29/23	0.00
	23-45594	INV	42313	12/20/23	12/29/23	N	228.00	228.00-	108257	12/29/23	0.00
	23-45609	INV	42418	12/26/23	12/29/23	N	76.00	76.00-	108257	12/29/23	0.00
						** TOTALS **	509.00	509.00-			0.00
01-000917	MCCANN INDUSTRIES, INC										
	23-45604	INV	WI5522	12/15/23	12/22/23	N	2,558.27	2,558.27-	108241	12/22/23	0.00
						** TOTALS **	2,558.27	2,558.27-			0.00
01-001085	ILL DEPT OF REVENUE										
	23-45539	INV	ST-1 NOVEMBER	12/01/23	12/22/23	N	384.00	384.00-	001485	12/22/23	0.00
						** TOTALS **	384.00	384.00-			0.00
01-001104	GLEN ELLYN PARK DISTRICT										
	23-45563	INV	120723	12/07/23	12/15/23	N	109.20	109.20-	108201	12/15/23	0.00
	23-45510	INV	GLEN ELLYN MEET	11/30/23	12/08/23	N	470.00	470.00-	108180	12/08/23	0.00
						** TOTALS **	579.20	579.20-			0.00
01-001252	LOWE'S										
	23-45466	CM	973969-11/6/23	11/06/23	11/30/23	N	10.46-	10.46	001471	12/01/23	0.00
	23-45466	INV	901210-11/20/23	11/20/23	11/30/23	N	150.99	150.99-	001471	12/01/23	0.00
	23-45466	INV	901461-11/1/23	11/01/23	11/30/23	N	75.55	75.55-	001471	12/01/23	0.00
	23-45466	INV	901477-11/1/23	11/01/23	11/30/23	N	4.62	4.62-	001471	12/01/23	0.00
	23-45588	INV	901576-121823	12/18/23	12/29/23	N	41.79	41.79-	001496	12/29/23	0.00
	23-45602	INV	901676-121923	12/19/23	12/29/23	N	11.37	11.37-	001496	12/29/23	0.00
	23-45466	INV	901900-11/17/23	11/17/23	11/30/23	N	47.33	47.33-	001471	12/01/23	0.00
	23-45465	INV	974222-11/6/23	11/06/23	11/30/23	N	180.66	180.66-	001471	12/01/23	0.00
	23-45574	INV	981748-121423	12/14/23	12/29/23	N	13.26	13.26-	001496	12/29/23	0.00
	23-45466	INV	991883-11/17/23	11/17/23	11/30/23	N	15.16	15.16-	001471	12/01/23	0.00
	23-45611	INV	994459-122223	12/22/23	12/29/23	N	41.48	41.48-	001496	12/29/23	0.00
						** TOTALS **	571.75	571.75-			0.00





ACCOUNTS PAYABLE  
OPEN ITEM REPORT  
SUMMARY

VENDOR	PO	TYPE	INV NO#	INV DT	POST DT	1099	GROSS AMT	PAYMENTS	CHECK#	CHECK DT	---BALANCE---
01-002715 YUNG TRAN											
	23-45518	INV REC	CHAMP 23	12/01/23	12/08/23	N	400.00	400.00-	108194	12/08/23	0.00
						** TOTALS **	400.00	400.00-			0.00
01-002785 NAPA AUTO PARTS											
	23-45595	INV	5736-730871	12/08/23	12/29/23	N	171.94	171.94-	001497	12/29/23	0.00
	23-45595	INV	731726	12/15/23	12/29/23	N	14.38	14.38-	001497	12/29/23	0.00
						** TOTALS **	186.32	186.32-			0.00
01-002799 VINCENT J. DE GRADO											
	23-45499	INV	12/9/23	11/27/23	12/08/23	Y	200.00	200.00-	108176	12/08/23	0.00
						** TOTALS **	200.00	200.00-			0.00
01-003135 THE FUN ONES INC.											
	23-45535	INV	ORDER 83630	12/06/23	12/22/23	N	271.00	271.00-	108231	12/22/23	0.00
						** TOTALS **	271.00	271.00-			0.00
01-003208 SULLIVAN'S KARATE SCHOOL											
	23-45564	INV	188	12/10/23	12/22/23	N	1,925.00	1,925.00-	108247	12/22/23	0.00
						** TOTALS **	1,925.00	1,925.00-			0.00
01-003211 UNIVAR USA INC.											
	23-45575	INV	51654819	11/22/23	12/22/23	N	905.67	905.67-	108248	12/22/23	0.00
	23-45576	INV	51709908	12/14/23	12/22/23	N	1,010.76	1,010.76-	108248	12/22/23	0.00
						** TOTALS **	1,916.43	1,916.43-			0.00
01-003580 NCSI											
	23-45527	INV	39962	12/01/23	12/15/23	N	171.00	171.00-	108206	12/15/23	0.00
						** TOTALS **	171.00	171.00-			0.00
01-003767 EVP ACADEMIES, LLC											
	23-45541	INV	2473	10/26/23	12/15/23	N	485.10	485.10-	108199	12/15/23	0.00
	23-45541	INV	2498	9/06/23	12/15/23	N	554.40	554.40-	108199	12/15/23	0.00
						** TOTALS **	1,039.50	1,039.50-			0.00
01-003932 STERLING NETWORK INTEGRATI											
	23-45530	INV	11012308	11/01/23	12/08/23	N	1,081.30	1,081.30-	108193	12/08/23	0.00
	23-45531	INV	12012304	12/01/23	12/08/23	N	1,089.20	1,089.20-	108193	12/08/23	0.00
	23-45532	INV	12042303	12/04/23	12/08/23	N	165.00	165.00-	108193	12/08/23	0.00
	23-45548	INV	12112304	12/11/23	12/22/23	N	247.50	247.50-	108246	12/22/23	0.00
	23-45552	INV	12132301	12/13/23	12/22/23	N	4,006.94	4,006.94-	108246	12/22/23	0.00
	23-45567	INV	12142301	12/14/23	12/22/23	N	1,333.00	1,333.00-	108246	12/22/23	0.00
						** TOTALS **	7,922.94	7,922.94-			0.00
01-004031 OFFICIAL FINDERS, LLC											
	23-45489	INV	22733	10/30/23	12/01/23	Y	140.00	140.00-	108156	12/01/23	0.00
	23-45489	INV	22734	10/30/23	12/01/23	Y	140.00	140.00-	108156	12/01/23	0.00
	23-45486	INV	22747 & 22856	10/30/23	12/01/23	Y	720.00	720.00-	108156	12/01/23	0.00
	23-45488	INV	22773 & 22824	10/30/23	12/01/23	Y	391.00	391.00-	108156	12/01/23	0.00

A C C O U N T S   P A Y A B L E  
O P E N   I T E M   R E P O R T  
S U M M A R Y

VENDOR	PO	TYPE	INV NO#	INV DT	POST DT	1099	GROSS AMT	PAYMENTS	CHECK#	CHECK DT	----BALANCE---
01-004031	OFFICIAL FINDERS, LLC      ** CONTINUED **										
	23-45487	INV	22788	10/30/23	12/01/23	Y	685.00	685.00-	108156	12/01/23	0.00
	23-45489	INV	22813	11/06/23	12/01/23	Y	280.00	280.00-	108156	12/01/23	0.00
	23-45598	INV	22927	11/27/23	12/29/23	Y	360.00	360.00-	108259	12/29/23	0.00
	23-45599	INV	22944	12/04/23	12/29/23	Y	216.00	216.00-	108259	12/29/23	0.00
	23-45600	INV	22995	12/11/23	12/29/23	Y	288.00	288.00-	108259	12/29/23	0.00
				** TOTALS **			3,220.00	3,220.00-			0.00
01-004153	WEX BANK										
	23-45528	INV	93698017	11/30/23	12/22/23	N	1,569.28	1,569.28-	001489	12/22/23	0.00
				** TOTALS **			1,569.28	1,569.28-			0.00
01-004159	WIGHT & COMPANY										
	22-43270	INV	220056-020	10/31/23	11/17/23	N	1,005.93	1,005.93-	108251	12/22/23	0.00
	22-43270	INV	220056-021	11/30/23	12/22/23	N	900.72	900.72-	108251	12/22/23	0.00
	23-44806	INV	230113-006	10/31/23	11/17/23	N	2,516.52	2,516.52-	108251	12/22/23	0.00
	23-44806	INV	230113-007	11/30/23	12/22/23	N	2,500.00	2,500.00-	108251	12/22/23	0.00
				** TOTALS **			6,923.17	6,923.17-			0.00
01-004165	KONICA MINOLTA										
	23-45512	INV	9009650839	11/19/23	12/08/23	N	1,067.72	1,067.72-	108185	12/08/23	0.00
				** TOTALS **			1,067.72	1,067.72-			0.00
01-004365	GEORGIA LOCHRIDGE										
	23-45556	INV	12082023	12/11/23	12/15/23	Y	85.00	85.00-	108205	12/15/23	0.00
	23-45589	INV	12162023	12/18/23	12/22/23	Y	75.00	75.00-	108240	12/22/23	0.00
	23-45556	INV	1232023	12/08/23	12/15/23	Y	200.00	200.00-	108205	12/15/23	0.00
				** TOTALS **			360.00	360.00-			0.00
01-004369	CENTER ICE ARENA, LLC										
	23-45580	INV	FALL SESSION 1	12/19/23	12/22/23	N	535.26	535.26-	108227	12/22/23	0.00
	23-45581	INV	FALL SESSION 2	12/19/23	12/22/23	N	430.32	430.32-	108227	12/22/23	0.00
	23-45582	INV	SUMMER 2023	12/19/23	12/22/23	N	435.60	435.60-	108227	12/22/23	0.00
				** TOTALS **			1,401.18	1,401.18-			0.00
01-004418	ZIONS BANK										
	23-45473	INV	1/1/24 Bond Pmt	12/01/23	12/22/23	N	376,050.00	376,050.00-	001490	12/22/23	0.00
				** TOTALS **			376,050.00	376,050.00-			0.00
01-004448	D & J AUDIO VIDEO, INC										
	23-45566	INV	3343	12/27/23	12/29/23	N	8,532.47	8,532.47-	108255	12/29/23	0.00
				** TOTALS **			8,532.47	8,532.47-			0.00
01-004590	HOT SHOTS SPORTS, LLC										
	23-45584	INV	3246	12/15/23	12/22/23	Y	1,051.75	1,051.75-	108235	12/22/23	0.00
				** TOTALS **			1,051.75	1,051.75-			0.00
01-004593	GIONCARLO FACZEK										
	23-45534	INV	12-29-23	12/06/23	12/22/23	Y	400.00	400.00-	108230	12/22/23	0.00
				** TOTALS **			400.00	400.00-			0.00

A C C O U N T S P A Y A B L E  
O P E N I T E M R E P O R T  
S U M M A R Y

VENDOR	PO	TYPE	INV NO#	INV DT	POST DT	1099	GROSS AMT	PAYMENTS	CHECK#	CHECK DT	----	BALANCE---
01-004602 WHEATON PARK DISTRICT												
	23-45544	INV	2023-076	12/08/23	12/22/23	N	389.60	389.60-	108250	12/22/23		0.00
						** TOTALS **	389.60	389.60-				0.00
01-004605 TRACY L. LAPSHIN												
	23-45591	INV	FENCING OCT 23	8/11/23	12/22/23	Y	630.00	630.00-	108239	12/22/23		0.00
						** TOTALS **	630.00	630.00-				0.00
01-004639 VILLA PARK ELECTRICAL SUPP												
	23-45562	INV	255275-00	11/29/23	12/22/23	N	168.74	168.74-	108249	12/22/23		0.00
	23-45561	INV	255316-00	12/04/23	12/22/23	N	72.16	72.16-	108249	12/22/23		0.00
						** TOTALS **	240.90	240.90-				0.00
01-004660 DYNEGY ENERGY SERVICES, LL												
	23-45522	INV	438349223111	11/20/23	12/08/23	N	22,649.90	22,649.90-	001477	12/08/23		0.00
						** TOTALS **	22,649.90	22,649.90-				0.00
01-004674 LANGUAGE IN ACTION, INC.												
	23-45504	INV	112123-CSPD	11/21/23	12/08/23	N	69.00	69.00-	108187	12/08/23		0.00
						** TOTALS **	69.00	69.00-				0.00
01-004686 BELLAS PIZZA LLC												
	23-45521	INV	OCTOBER 23	10/31/23	12/08/23	Y	131.00	131.00-	108172	12/08/23		0.00
	23-45520	INV	SEPTEMBER 23	9/30/23	12/08/23	Y	266.00	266.00-	108172	12/08/23		0.00
						** TOTALS **	397.00	397.00-				0.00
01-004687 BETH S. KAPLAN												
	23-45503	INV	FALL23	11/21/23	12/08/23	Y	1,050.00	1,050.00-	108182	12/08/23		0.00
						** TOTALS **	1,050.00	1,050.00-				0.00
01-004702 PCARD - FIFTH THIRD BANK												
	CM	AMZREF121823-JM		12/18/23	12/31/23	N	21.99-	21.99	001500	12/31/23		0.00
	CM	AMZREF7685864		12/06/23	12/31/23	N	24.99-	24.99	001500	12/31/23		0.00
	CM	HOBLOB207238-REF		12/11/23	12/31/23	N	9.15-	9.15	001500	12/31/23		0.00
	CM	IPRA 31746 REFUND		12/29/23	1/01/24	N	265.00-	265.00	001500	12/31/23		0.00
	CM	IPRA ZYMDW REFUND		12/29/23	1/01/24	N	285.00-	285.00	001500	12/31/23		0.00
	CM	PARTY CITY 9712REF		12/21/23	12/31/23	N	8.00-	8.00	001500	12/31/23		0.00
	INV	#709835/#709993		12/06/23	12/31/23	N	1,092.00	1,092.00-	001500	12/31/23		0.00
	INV	0073042		12/22/23	1/01/24	N	343.56	343.56-	001500	12/31/23		0.00
	INV	016921		12/07/23	12/31/23	N	165.00	165.00-	001500	12/31/23		0.00
	INV	079768		12/11/23	12/31/23	N	52.16	52.16-	001500	12/31/23		0.00
	INV	10128494087		12/26/23	12/31/23	N	201.94	201.94-	001500	12/31/23		0.00
	INV	11305139344287437		12/14/23	12/31/23	N	209.65	209.65-	001500	12/31/23		0.00
	INV	11309130958043443		12/11/23	12/31/23	N	4.99	4.99-	001500	12/31/23		0.00
	INV	11309130958043443A		12/07/23	12/31/23	N	54.22	54.22-	001500	12/31/23		0.00
	INV	11313224269933007		12/19/23	12/31/23	N	337.63	337.63-	001500	12/31/23		0.00
	INV	11316179244876224		12/07/23	12/31/23	N	16.09	16.09-	001500	12/31/23		0.00
	INV	11329206057469009		12/28/23	12/31/23	N	11.99	11.99-	001500	12/31/23		0.00

A C C O U N T S P A Y A B L E  
O P E N I T E M R E P O R T  
S U M M A R Y

VENDOR	----- VENDOR NAME -----	PO	TYPE	INV NO#	INV DT	POST DT	1099	GROSS AMT	PAYMENTS	CHECK#	CHECK DT	-----BALANCE---
01-004702	PCARD - FIFTH THIRD BANK											
				INV 11341720283380240	12/15/23	12/31/23	N	9.95	9.95-	001500	12/31/23	0.00
				INV 11343032584381839	12/13/23	12/31/23	N	33.99	33.99-	001500	12/31/23	0.00
				INV 11358575142124206	12/29/23	12/31/23	N	116.17	116.17-	001500	12/31/23	0.00
				INV 11358733095077039	12/22/23	12/31/23	N	46.12	46.12-	001500	12/31/23	0.00
				INV 11376334959497055	12/19/23	12/31/23	N	231.98	231.98-	001500	12/31/23	0.00
				INV 11377883982392230	12/06/23	12/31/23	N	59.19	59.19-	001500	12/31/23	0.00
				INV 11382295873419408	12/07/23	12/31/23	N	17.99	17.99-	001500	12/31/23	0.00
				INV 11383959297332239	12/21/23	12/31/23	N	95.84	95.84-	001500	12/31/23	0.00
				INV 11392643133956238	12/07/23	12/31/23	N	201.03	201.03-	001500	12/31/23	0.00
				INV 11394403853047463	12/07/23	12/31/23	N	42.99	42.99-	001500	12/31/23	0.00
				INV 11394586622458645	12/04/23	12/31/23	N	72.18	72.18-	001500	12/31/23	0.00
				INV 11399780319809804	12/18/23	12/31/23	N	18.22	18.22-	001500	12/31/23	0.00
				INV 11475661115137803	12/08/23	12/31/23	N	60.60	60.60-	001500	12/31/23	0.00
				INV 11490643265215462	12/21/23	12/31/23	N	22.77	22.77-	001500	12/31/23	0.00
				INV 12/23 GOOGLE	12/04/23	12/31/23	N	39.33	39.33-	001500	12/31/23	0.00
				INV 1253014	12/18/23	12/31/23	N	254.73	254.73-	001500	12/31/23	0.00
				INV 15393305	12/04/23	12/31/23	N	520.00	520.00-	001500	12/31/23	0.00
				INV 179337	12/28/23	12/31/23	N	315.61	315.61-	001500	12/31/23	0.00
				INV 200011517634723	12/21/23	12/31/23	N	42.78	42.78-	001500	12/31/23	0.00
				INV 200011537324960	12/26/23	12/31/23	N	79.04	79.04-	001500	12/31/23	0.00
				INV 200011594139105	12/29/23	12/31/23	N	27.42	27.42-	001500	12/31/23	0.00
				INV 20230359	12/26/23	12/31/23	N	313.00	313.00-	001500	12/31/23	0.00
				INV 2487618	12/29/23	1/01/24	N	387.50	387.50-	001500	12/31/23	0.00
				INV 2807	12/19/23	12/31/23	N	12.50	12.50-	001500	12/31/23	0.00
				INV 2PKT8XK7P2	12/04/23	12/31/23	N	3.56	3.56-	001500	12/31/23	0.00
				INV 34435-RICHTER	12/08/23	1/01/24	N	265.00	265.00-	001500	12/31/23	0.00
				INV 34442-VASALOS	12/08/23	1/01/24	N	265.00	265.00-	001500	12/31/23	0.00
				INV 34443-KENNY	12/08/23	1/01/24	N	265.00	265.00-	001500	12/31/23	0.00
				INV 34444-SNOPKO	12/08/23	1/01/24	N	265.00	265.00-	001500	12/31/23	0.00
				INV 34525 -2024 BUDGET	12/13/23	1/01/24	N	95.00	95.00-	001500	12/31/23	0.00
				INV 36414582	12/08/23	1/01/24	N	49.15	49.15-	001500	12/31/23	0.00
				INV 39502795	12/04/23	12/31/23	N	252.00	252.00-	001500	12/31/23	0.00
				INV 4649806	12/27/23	12/31/23	N	40.99	40.99-	001500	12/31/23	0.00
				INV 4IMPRINT 26366969	12/14/23	12/31/23	N	1,182.14	1,182.14-	001500	12/31/23	0.00
				INV 52897	12/11/23	12/31/23	N	53.00	53.00-	001500	12/31/23	0.00
				INV 618561	12/22/23	12/31/23	N	175.00	175.00-	001500	12/31/23	0.00
				INV 618602	12/22/23	12/31/23	N	150.00	150.00-	001500	12/31/23	0.00
				INV 637534	12/13/23	12/31/23	N	350.00	350.00-	001500	12/31/23	0.00
				INV 650202807010112717	12/28/23	12/31/23	N	16.31	16.31-	001500	12/31/23	0.00
				INV 6725811	12/18/23	12/31/23	N	53.23	53.23-	001500	12/31/23	0.00
				INV 709986	12/22/23	12/31/23	N	2,090.00	2,090.00-	001500	12/31/23	0.00
				INV 710042	12/22/23	12/31/23	N	175.00	175.00-	001500	12/31/23	0.00
				INV 713841BALANCE	12/06/23	12/31/23	N	141.00	141.00-	001500	12/31/23	0.00
				INV 713842	12/06/23	12/31/23	N	280.50	280.50-	001500	12/31/23	0.00
				INV 7217-6	12/26/23	12/31/23	N	215.97	215.97-	001500	12/31/23	0.00
				INV 7252260	12/19/23	12/31/23	N	57.99	57.99-	001500	12/31/23	0.00
				INV 80520	12/06/23	12/31/23	N	978.50	978.50-	001500	12/31/23	0.00
				INV 8177062	12/22/23	12/31/23	N	13.99	13.99-	001500	12/31/23	0.00

A C C O U N T S   P A Y A B L E  
O P E N   I T E M   R E P O R T  
S U M M A R Y

VENDOR	---- VENDOR NAME ----	PO	TYPE	INV NO#	INV DT	POST DT	1099	GROSS AMT	PAYMENTS	CHECK#	CHECK DT	----BALANCE---
01-004702 PCARD - FIFTH THIRD BANK ** CONTINUED **												
				INV 88593	12/01/23	12/31/23	N	134.56	134.56-	001500	12/31/23	0.00
				INV 931607	12/22/23	12/31/23	N	501.74	501.74-	001500	12/31/23	0.00
				INV 9849810	12/26/23	12/31/23	N	62.99	62.99-	001500	12/31/23	0.00
				INV ADOBE CC 12/23	12/06/23	12/31/23	N	179.98	179.98-	001500	12/31/23	0.00
				INV AE 2023-198-PD-1A	12/12/23	12/31/23	N	17,450.00	17,450.00-	001500	12/31/23	0.00
				INV AMAZON1294662	12/22/23	12/31/23	N	119.18	119.18-	001500	12/31/23	0.00
				INV AMAZON3747467	12/26/23	12/31/23	N	16.98	16.98-	001500	12/31/23	0.00
				INV AMAZON4496266	12/28/23	12/31/23	N	574.64	574.64-	001500	12/31/23	0.00
				INV AMAZON9477866	12/28/23	12/31/23	N	145.94	145.94-	001500	12/31/23	0.00
				INV AMZ- 9053036	12/12/23	12/31/23	N	79.98	79.98-	001500	12/31/23	0.00
				INV AMZ-1817867	12/06/23	12/31/23	N	64.99	64.99-	001500	12/31/23	0.00
				INV AMZ-2994659	12/14/23	12/31/23	N	81.45	81.45-	001500	12/31/23	0.00
				INV AMZ-3052232	12/22/23	12/31/23	N	14.95	14.95-	001500	12/31/23	0.00
				INV AMZ-533806	12/20/23	1/01/24	N	49.98	49.98-	001500	12/31/23	0.00
				INV AMZ-7158605	12/04/23	12/31/23	N	9.95	9.95-	001500	12/31/23	0.00
				INV AMZ-8161064	12/20/23	1/01/24	N	20.99	20.99-	001500	12/31/23	0.00
				INV AMZ-8805058	12/11/23	12/31/23	N	15.83	15.83-	001500	12/31/23	0.00
				INV AMZ-9421831	12/21/23	1/01/24	N	28.44	28.44-	001500	12/31/23	0.00
				INV AMZ-9786600	12/07/23	12/31/23	N	46.37	46.37-	001500	12/31/23	0.00
				INV AMZ-9797020	12/11/23	12/31/23	N	21.98	21.98-	001500	12/31/23	0.00
				INV AMZ03269711446672	12/15/23	12/31/23	N	1,061.40	1,061.40-	001500	12/31/23	0.00
				INV AMZ0764075-1321051	12/01/23	12/31/23	N	50.00	50.00-	001500	12/31/23	0.00
				INV AMZ21840027171416	12/01/23	12/31/23	N	109.99	109.99-	001500	12/31/23	0.00
				INV AMZ23841923682611	12/12/23	12/31/23	N	262.99	262.99-	001500	12/31/23	0.00
				INV AMZ33607304742662	12/01/23	12/31/23	N	9.99	9.99-	001500	12/31/23	0.00
				INV AMZ3528236	12/11/23	12/31/23	N	202.94	202.94-	001500	12/31/23	0.00
				INV AMZ36821925505066	12/20/23	12/31/23	N	29.98	29.98-	001500	12/31/23	0.00
				INV AMZ44291199133016	12/21/23	1/01/24	N	139.00	139.00-	001500	12/31/23	0.00
				INV AMZ47678185244201	12/12/23	12/31/23	N	155.00	155.00-	001500	12/31/23	0.00
				INV AMZ5584764-0857012	12/14/23	12/31/23	N	7.99	7.99-	001500	12/31/23	0.00
				INV AMZ59783939549045	12/15/23	12/31/23	N	291.92	291.92-	001500	12/31/23	0.00
				INV AMZ6795049-4390616	12/06/23	12/31/23	N	21.38	21.38-	001500	12/31/23	0.00
				INV AMZ73086799180222	12/18/23	12/31/23	N	145.96	145.96-	001500	12/31/23	0.00
				INV AMZ93554459346636	12/13/23	12/31/23	N	9.99	9.99-	001500	12/31/23	0.00
				INV AMZ99658762103467	12/15/23	12/31/23	N	100.00	100.00-	001500	12/31/23	0.00
				INV AMZN 0247433	12/07/23	12/31/23	N	24.99	24.99-	001500	12/31/23	0.00
				INV AMZN 0580215	12/05/23	12/31/23	N	8.99	8.99-	001500	12/31/23	0.00
				INV AMZN 0991457	12/29/23	12/31/23	N	8.99	8.99-	001500	12/31/23	0.00
				INV AMZN 1094609	12/06/23	12/31/23	N	70.18	70.18-	001500	12/31/23	0.00
				INV AMZN 1251411	12/18/23	12/31/23	N	15.28	15.28-	001500	12/31/23	0.00
				INV AMZN 1610616	12/18/23	12/31/23	N	3.49	3.49-	001500	12/31/23	0.00
				INV AMZN 2177825	12/04/23	12/31/23	N	35.90	35.90-	001500	12/31/23	0.00
				INV AMZN 2773807	12/22/23	12/31/23	N	101.32	101.32-	001500	12/31/23	0.00
				INV AMZN 2892255	12/07/23	12/31/23	N	12.00	12.00-	001500	12/31/23	0.00
				INV AMZN 2937851	12/04/23	12/31/23	N	41.94	41.94-	001500	12/31/23	0.00
				INV AMZN 3068237	12/05/23	12/31/23	N	16.99	16.99-	001500	12/31/23	0.00
				INV AMZN 3315410	12/01/23	12/31/23	N	21.99	21.99-	001500	12/31/23	0.00
				INV AMZN 4201050	12/05/23	12/31/23	N	24.58	24.58-	001500	12/31/23	0.00

A C C O U N T S   P A Y A B L E  
O P E N   I T E M   R E P O R T  
S U M M A R Y

VENDOR	---- VENDOR NAME -----	PO	TYPE	INV NO#	INV DT	POST DT	1099	GROSS AMT	PAYMENTS	CHECK#	CHECK DT	----BALANCE---
01-004702 PCARD - FIFTH THIRD BANK    ** CONTINUED **												
			INV	AMZN 4515402	12/04/23	12/31/23	N	223.81	223.81-	001500	12/31/23	0.00
			INV	AMZN 4573034	12/06/23	12/31/23	N	13.99	13.99-	001500	12/31/23	0.00
			INV	AMZN 4773847	12/05/23	12/31/23	N	30.93	30.93-	001500	12/31/23	0.00
			INV	AMZN 5352221	12/21/23	12/31/23	N	33.47	33.47-	001500	12/31/23	0.00
			INV	AMZN 5581818	12/06/23	12/31/23	N	100.96	100.96-	001500	12/31/23	0.00
			INV	AMZN 6364257	12/12/23	12/31/23	N	9.99	9.99-	001500	12/31/23	0.00
			INV	AMZN 6976261	12/12/23	12/31/23	N	15.96	15.96-	001500	12/31/23	0.00
			INV	AMZN 8712248	12/06/23	12/31/23	N	28.99	28.99-	001500	12/31/23	0.00
			INV	AMZN 8809810	12/01/23	12/31/23	N	9.99	9.99-	001500	12/31/23	0.00
			INV	AMZN 9416269	12/18/23	12/31/23	N	27.90	27.90-	001500	12/31/23	0.00
			INV	ANZN 7568248	12/07/23	12/31/23	N	18.99	18.99-	001500	12/31/23	0.00
			INV	APPLE-MX9M7MQQB0	12/11/23	12/31/23	N	16.99	16.99-	001500	12/31/23	0.00
			INV	ASC1DYZR14067986	12/04/23	12/31/23	N	1,020.00	1,020.00-	001500	12/31/23	0.00
			INV	ATT2225134804	12/04/23	12/31/23	N	1,309.50	1,309.50-	001500	12/31/23	0.00
			INV	ATT23 11/16-12/15	12/13/23	12/31/23	N	35.90	35.90-	001500	12/31/23	0.00
			INV	ATT7962693808	12/04/23	12/31/23	N	544.22	544.22-	001500	12/31/23	0.00
			INV	ATT9954683805	12/12/23	12/31/23	N	2,378.13	2,378.13-	001500	12/31/23	0.00
			INV	BAS 600365106	12/15/23	12/31/23	N	280.32	280.32-	001500	12/31/23	0.00
			INV	BB3058459117013636	12/01/23	12/31/23	N	11.05	11.05-	001500	12/31/23	0.00
			INV	BELLAPIZZA12202023	12/20/23	12/31/23	N	65.97	65.97-	001500	12/31/23	0.00
			INV	BELLAS12012023	12/20/23	12/31/23	N	66.80	66.80-	001500	12/31/23	0.00
			INV	BEST BUY - 12/2	12/04/23	12/31/23	N	109.62	109.62-	001500	12/31/23	0.00
			INV	BODY ONE 006507	12/08/23	12/31/23	N	460.00	460.00-	001500	12/31/23	0.00
			INV	CARQ 2420-577800	12/04/23	12/31/23	N	28.00	28.00-	001500	12/31/23	0.00
			INV	CC 1703406062	12/26/23	12/31/23	N	26.00	26.00-	001500	12/31/23	0.00
			INV	CHIPOTLE 12/11/23	12/12/23	12/31/23	N	260.15	260.15-	001500	12/31/23	0.00
			INV	CNCNTRA 17002661	12/18/23	12/31/23	N	60.00	60.00-	001500	12/31/23	0.00
			INV	COMCAST 111723	12/14/23	12/31/23	N	253.85	253.85-	001500	12/31/23	0.00
			INV	COMCAST 111823	12/15/23	12/31/23	N	10.52	10.52-	001500	12/31/23	0.00
			INV	COMCAST 111923	12/18/23	12/31/23	N	877.87	877.87-	001500	12/31/23	0.00
			INV	COMCAST 12/2/23	12/29/23	12/31/23	N	79.12	79.12-	001500	12/31/23	0.00
			INV	CONC 1015194056	12/07/23	12/31/23	N	89.00	89.00-	001500	12/31/23	0.00
			INV	CQ 2420-579138	12/18/23	12/31/23	N	18.19	18.19-	001500	12/31/23	0.00
			INV	CULL240721-113023	12/18/23	12/31/23	N	60.00	60.00-	001500	12/31/23	0.00
			INV	DANCING HORSE DEP	12/11/23	1/01/24	N	103.99	103.99-	001500	12/31/23	0.00
			INV	DGS-041310SO	12/26/23	12/31/23	N	485.00	485.00-	001500	12/31/23	0.00
			INV	DISH-DEC 2023	12/18/23	12/31/23	N	5.11	5.11-	001500	12/31/23	0.00
			INV	DLLRTREE-24104	12/19/23	12/31/23	N	56.25	56.25-	001500	12/31/23	0.00
			INV	DLLRTREE-33126	12/11/23	12/31/23	N	11.25	11.25-	001500	12/31/23	0.00
			INV	DM5771115	12/18/23	12/31/23	N	593.58	593.58-	001500	12/31/23	0.00
			INV	DP CNTY 40539321	12/19/23	12/31/23	N	57.00	57.00-	001500	12/31/23	0.00
			INV	DP COUNTY 086209	12/19/23	12/31/23	N	2.00	2.00-	001500	12/31/23	0.00
			INV	DT 079901/031499	12/13/23	12/31/23	N	10.00	10.00-	001500	12/31/23	0.00
			INV	DUNKIN 048565	12/11/23	12/31/23	N	77.96	77.96-	001500	12/31/23	0.00
			INV	FB7156389	12/29/23	12/31/23	N	730.93	730.93-	001500	12/31/23	0.00
			INV	FB7176824	12/28/23	12/31/23	N	547.77	547.77-	001500	12/31/23	0.00
			INV	FB7178485	12/28/23	12/31/23	N	490.35	490.35-	001500	12/31/23	0.00
			INV	FB7180871	12/28/23	12/31/23	N	667.14	667.14-	001500	12/31/23	0.00

A C C O U N T S   P A Y A B L E  
O P E N   I T E M   R E P O R T  
S U M M A R Y

VENDOR	---- VENDOR NAME -----	PO	TYPE	INV NO#	INV DT	POST DT	1099	GROSS AMT	PAYMENTS	CHECK#	CHECK DT	----BALANCE---
01-004702 PCARD - FIFTH THIRD BANK ** CONTINUED **												
			INV	FI40351272409	12/27/23	12/31/23	N	39.43	39.43-	001500	12/31/23	0.00
			INV	FRESH-SILK 11/29	12/01/23	12/31/23	N	70.95	70.95-	001500	12/31/23	0.00
			INV	FRESH-SILK 12/5	12/07/23	12/31/23	N	83.95	83.95-	001500	12/31/23	0.00
			INV	GLDSTAR-20230347	12/05/23	12/31/23	N	705.00	705.00-	001500	12/31/23	0.00
			INV	GOLDSTAR 20230352	12/07/23	12/31/23	N	50.00	50.00-	001500	12/31/23	0.00
			INV	GOLDSTAR 20230356	12/13/23	12/31/23	N	54.26	54.26-	001500	12/31/23	0.00
			INV	GOLDSTAR 22831808	12/26/23	12/31/23	N	497.05	497.05-	001500	12/31/23	0.00
			INV	GOLDSTAR-20230354	12/18/23	12/31/23	N	45.00	45.00-	001500	12/31/23	0.00
			INV	GP 28197644	12/12/23	1/01/24	N	147.65	147.65-	001500	12/31/23	0.00
			INV	GP 28207412	12/15/23	12/31/23	N	43.89	43.89-	001500	12/31/23	0.00
			INV	GP 28207958	12/18/23	12/31/23	N	76.30	76.30-	001500	12/31/23	0.00
			INV	HOBBYLOBBY408	12/20/23	12/31/23	N	11.43	11.43-	001500	12/31/23	0.00
			INV	HOBLOB-01239	12/04/23	12/31/23	N	9.97	9.97-	001500	12/31/23	0.00
			INV	HOBLOB-215235	12/18/23	12/31/23	N	24.89	24.89-	001500	12/31/23	0.00
			INV	I1109-69	12/05/23	12/31/23	N	330.63	330.63-	001500	12/31/23	0.00
			INV	I1201-77	12/07/23	12/31/23	N	126.93	126.93-	001500	12/31/23	0.00
			INV	I1212-95	12/21/23	12/31/23	N	39.32	39.32-	001500	12/31/23	0.00
			INV	IPASS 12/20/23	12/22/23	12/31/23	N	20.00	20.00-	001500	12/31/23	0.00
			INV	IPRA 31739-31748	12/06/23	1/01/24	N	530.00	530.00-	001500	12/31/23	0.00
			INV	IPRA 31750	12/08/23	1/01/24	N	1,687.00	1,687.00-	001500	12/31/23	0.00
			INV	IPRA 31751	12/06/23	1/01/24	N	265.00	265.00-	001500	12/31/23	0.00
			INV	IPRA 31757	12/06/23	1/01/24	N	265.00	265.00-	001500	12/31/23	0.00
			INV	IPRA 31765	12/06/23	1/01/24	N	265.00	265.00-	001500	12/31/23	0.00
			INV	IPRA JOB 12/2023	12/22/23	12/31/23	N	165.00	165.00-	001500	12/31/23	0.00
			INV	JEWEL - 12/2	12/04/23	12/31/23	N	19.99	19.99-	001500	12/31/23	0.00
			INV	JEWEL 27174140825	12/29/23	12/31/23	N	50.00	50.00-	001500	12/31/23	0.00
			INV	JEWEL11292023	12/01/23	12/31/23	N	32.45	32.45-	001500	12/31/23	0.00
			INV	JJ568CHK10	12/15/23	12/31/23	N	84.92	84.92-	001500	12/31/23	0.00
			INV	JOANN-053854	12/07/23	12/31/23	N	8.39	8.39-	001500	12/31/23	0.00
			INV	JT 122023-SR	12/21/23	12/31/23	N	33.08	33.08-	001500	12/31/23	0.00
			INV	LOW 01145 12/13	12/14/23	12/31/23	N	798.00	798.00-	001500	12/31/23	0.00
			INV	LOWES 12/5/23	12/07/23	12/31/23	N	51.74	51.74-	001500	12/31/23	0.00
			INV	LOWES 901085-12/12	12/13/23	12/31/23	N	18.96	18.96-	001500	12/31/23	0.00
			INV	LOWES 901517-12/6	12/08/23	12/31/23	N	104.66	104.66-	001500	12/31/23	0.00
			INV	LOWES 901559-12/18	12/19/23	12/31/23	N	23.96	23.96-	001500	12/31/23	0.00
			INV	LOWES 901565-12/18	12/19/23	12/31/23	N	36.46	36.46-	001500	12/31/23	0.00
			INV	LOWES 901664-12/19	12/20/23	12/31/23	N	104.10	104.10-	001500	12/31/23	0.00
			INV	MARBERRY 18501	12/01/23	12/31/23	N	405.45	405.45-	001500	12/31/23	0.00
			INV	MEIJER 000321	12/06/23	12/31/23	N	105.54	105.54-	001500	12/31/23	0.00
			INV	MEIJER 065481	12/06/23	12/31/23	N	31.84	31.84-	001500	12/31/23	0.00
			INV	MEIJER 068577	12/08/23	12/31/23	N	259.84	259.84-	001500	12/31/23	0.00
			INV	MEIJER 079116	12/04/23	12/31/23	N	102.90	102.90-	001500	12/31/23	0.00
			INV	MEN0713E88DBD419F5	12/11/23	12/31/23	N	53.98	53.98-	001500	12/31/23	0.00
			INV	MENC846B9E691D1383	12/01/23	12/31/23	N	264.50	264.50-	001500	12/31/23	0.00
			INV	METRO IND #057235	12/19/23	12/31/23	N	20.00	20.00-	001500	12/31/23	0.00
			INV	MICHEALS-1372-0469	12/05/23	12/31/23	N	13.58	13.58-	001500	12/31/23	0.00
			INV	NAPA 731397	12/14/23	12/31/23	N	18.99	18.99-	001500	12/31/23	0.00
			INV	NEXTIVA 1/24	12/20/23	12/31/23	N	33.88	33.88-	001500	12/31/23	0.00



A C C O U N T S P A Y A B L E  
O P E N I T E M R E P O R T  
S U M M A R Y

VENDOR	PO	TYPE	INV NO#	INV DT	POST DT	1099	GROSS AMT	PAYMENTS	CHECK#	CHECK DT	---BALANCE---		
01-004702	PCARD - FIFTH THIRD BANK ** CONTINUED **												
		INV	NICOR-CCMG	11/17/23	12/06/23	12/31/23	N	79.32	79.32-	001500	12/31/23	0.00	
		INV	NICOR-CCWP	10/23/23	12/06/23	12/31/23	N	60.27	60.27-	001500	12/31/23	0.00	
		INV	NICOR-FVRC	11/22/23	12/06/23	12/31/23	N	1,561.54	1,561.54-	001500	12/31/23	0.00	
		INV	NICOR-MB	10/19/23	12/06/23	12/31/23	N	196.59	196.59-	001500	12/31/23	0.00	
		INV	NICOR-SRC	10/20/23	12/06/23	12/31/23	N	715.78	715.78-	001500	12/31/23	0.00	
		INV	PARTY CITY	016844	12/04/23	12/31/23	N	8.00	8.00-	001500	12/31/23	0.00	
		INV	PB-3106396604		12/20/23	12/31/23	N	314.82	314.82-	001500	12/31/23	0.00	
		INV	PODS		12/04/23	12/31/23	N	239.00	239.00-	001500	12/31/23	0.00	
		INV	PRO PIM23120722		12/12/23	12/31/23	N	242.29	242.29-	001500	12/31/23	0.00	
		INV	RENTAL MAX	6262078	12/11/23	12/31/23	N	59.36	59.36-	001500	12/31/23	0.00	
		INV	REVOLUTION-	283297	12/20/23	1/01/24	N	7,548.80	7,548.80-	001500	12/31/23	0.00	
		INV	REVOLUTION-	283454	12/20/23	1/01/24	N	892.55	892.55-	001500	12/31/23	0.00	
		INV	RM	626941-8	12/12/23	12/31/23	N	19.99	19.99-	001500	12/31/23	0.00	
		INV	RM	626943-8	12/12/23	12/31/23	N	19.99	19.99-	001500	12/31/23	0.00	
		INV	SAMS	057214	12/06/23	12/31/23	N	54.34	54.34-	001500	12/31/23	0.00	
		INV	SAMS	10128708178	12/26/23	12/31/23	N	126.62	126.62-	001500	12/31/23	0.00	
		INV	SPRINGBRDS-	20229	12/11/23	12/31/23	N	309.00	309.00-	001500	12/31/23	0.00	
		INV	STAPLES	7622210046	12/26/23	12/31/23	N	73.01	73.01-	001500	12/31/23	0.00	
		INV	TARGET	12/8/23	12/11/23	12/31/23	N	25.00	25.00-	001500	12/31/23	0.00	
		INV	TK	156280	12/15/23	12/18/23	12/31/23	N	300.00	300.00-	001500	12/31/23	0.00
		INV	VERIZON	9955111743	12/26/23	12/31/23	N	1,240.03	1,240.03-	001500	12/31/23	0.00	
		INV	WALGREENS	019796	12/11/23	12/31/23	N	39.97	39.97-	001500	12/31/23	0.00	
		INV	WALGREENS	10/8/23	12/11/23	12/31/23	N	30.00	30.00-	001500	12/31/23	0.00	
		INV	WALGRNS-	2312-0703	12/08/23	12/31/23	N	25.00	25.00-	001500	12/31/23	0.00	
		INV	WALMART	030611	12/18/23	12/31/23	N	36.88	36.88-	001500	12/31/23	0.00	
		INV	WALMART	094375	12/11/23	12/31/23	N	25.40	25.40-	001500	12/31/23	0.00	
		INV	WALMRT-	1767-0208	12/01/23	12/31/23	N	22.77	22.77-	001500	12/31/23	0.00	
		INV	WATERROWER	00256229	12/05/23	12/31/23	N	24.73	24.73-	001500	12/31/23	0.00	
		INV	WD	5622885-0	12/08/23	12/31/23	N	578.03	578.03-	001500	12/31/23	0.00	
		INV	WD	5622885-1	12/08/23	12/31/23	N	132.00	132.00-	001500	12/31/23	0.00	
		INV	WD	5622890-0	12/08/23	12/31/23	N	51.25	51.25-	001500	12/31/23	0.00	
		INV	WD	5624147-0	12/08/23	12/31/23	N	772.46	772.46-	001500	12/31/23	0.00	
		INV	WD	5627109-0	12/11/23	12/31/23	N	154.00	154.00-	001500	12/31/23	0.00	
		INV	ZCHLK		12/08/23	1/01/24	N	365.00	365.00-	001500	12/31/23	0.00	
		INV	ZDCQZ		12/08/23	1/01/24	N	310.00	310.00-	001500	12/31/23	0.00	
		INV	ZJHFV		12/11/23	1/01/24	N	450.00	450.00-	001500	12/31/23	0.00	
		INV	ZLSYV		12/08/23	1/01/24	N	310.00	310.00-	001500	12/31/23	0.00	
		INV	ZNBMW		12/11/23	1/01/24	N	310.00	310.00-	001500	12/31/23	0.00	
		INV	ZNKCT		12/11/23	1/01/24	N	310.00	310.00-	001500	12/31/23	0.00	
		INV	ZSBTW		12/11/23	1/01/24	N	355.00	355.00-	001500	12/31/23	0.00	
		INV	ZTPRG		12/08/23	1/01/24	N	310.00	310.00-	001500	12/31/23	0.00	
		INV	ZVNXW		12/08/23	1/01/24	N	310.00	310.00-	001500	12/31/23	0.00	
		INV	ZXPGF		12/08/23	1/01/24	N	310.00	310.00-	001500	12/31/23	0.00	
		INV	ZYMDW		12/11/23	1/01/24	N	310.00	310.00-	001500	12/31/23	0.00	
		** TOTALS **						75,209.61	75,209.61-			0.00	
01-004711	CARLY'S KICKERS,LLC												
	23-45540	INV	FALL 23		12/07/23	12/15/23	N	680.50	680.50-	108208	12/15/23	0.00	
		** TOTALS **						680.50	680.50-			0.00	

A C C O U N T S P A Y A B L E  
O P E N I T E M R E P O R T  
S U M M A R Y

VENDOR	---- VENDOR NAME -----	PO	TYPE INV NO#	INV DT	POST DT 1099	GROSS AMT	PAYMENTS	CHECK#	CHECK DT	----BALANCE---
01-004716	GATLIN PLUMBING & HEATING,	23-44430	INV 91442	10/13/23	12/22/23 N	4,181.25	4,181.25-	108232	12/22/23	0.00
					** TOTALS **	4,181.25	4,181.25-			0.00
01-004725	PAUL J. GEDVILAS		INV OFFICIAL 11/27	11/27/23	12/08/23 Y	60.00	60.00-	108179	12/08/23	0.00
			INV OFFICIAL 12/11	12/11/23	12/22/23 Y	60.00	60.00-	108233	12/22/23	0.00
			INV OFFICIAL 12/18	12/18/23	12/22/23 Y	60.00	60.00-	108233	12/22/23	0.00
			INV OFFICIAL 12/4	12/04/23	12/08/23 Y	60.00	60.00-	108179	12/08/23	0.00
					** TOTALS **	240.00	240.00-			0.00
01-004736	ROBERTO DANIEL	23-45501	INV 111823	11/18/23	12/01/23 Y	75.00	75.00-	108152	12/01/23	0.00
		23-45554	INV 120123	12/04/23	12/15/23 Y	95.00	95.00-	108197	12/15/23	0.00
					** TOTALS **	170.00	170.00-			0.00
01-004737	MARK A. GASCON	23-45555	INV INV01012	12/09/23	12/15/23 Y	85.00	85.00-	108200	12/15/23	0.00
					** TOTALS **	85.00	85.00-			0.00
01-004818	DOMINO'S	23-45577	INV #2723- NOV	12/15/23	12/22/23 N	341.94	341.94-	108228	12/22/23	0.00
		23-45583	INV DECEMBER- 2723	12/19/23	12/22/23 N	83.98	83.98-	108228	12/22/23	0.00
					** TOTALS **	425.92	425.92-			0.00
01-004820	ADOBE INC.	23-45508	INV 9068060	11/13/23	12/08/23 N	630.00	630.00-	108170	12/08/23	0.00
					** TOTALS **	630.00	630.00-			0.00
01-004822	SHEILA O'CONNOR	23-45543	INV 112423	11/24/23	12/15/23 Y	816.00	816.00-	108207	12/15/23	0.00
					** TOTALS **	816.00	816.00-			0.00
01-004826	TRICO MECHANICAL INC.	23-45607	INV 7972	12/01/23	12/29/23 N	5,402.00	5,402.00-	108262	12/29/23	0.00
					** TOTALS **	5,402.00	5,402.00-			0.00
01-004831	EVERLAST PORTABLE BUILDING	23-45614	INV 121123-BldgAnchor	12/11/23	12/29/23 Y	5,360.00	5,360.00-	108256	12/29/23	0.00
		23-45424	INV CSPD GARAGE 2023	11/29/23	12/01/23 Y	28,067.00	28,067.00-	108154	12/01/23	0.00
					** TOTALS **	33,427.00	33,427.00-			0.00
01-004879	SWEET HOME LAWN MAINTENANC	23-45617	INV 12-4-23	12/04/23	12/29/23 N	960.00	960.00-	108261	12/29/23	0.00
					** TOTALS **	960.00	960.00-			0.00
01-004885	TROY HERATH	23-45526	INV LOWER RUNNER UP 23	12/04/23	12/08/23 N	225.00	225.00-	108181	12/08/23	0.00
					** TOTALS **	225.00	225.00-			0.00

A C C O U N T S P A Y A B L E  
O P E N I T E M R E P O R T  
S U M M A R Y

VENDOR	---- VENDOR NAME -----	PO	TYPE	INV NO#	INV DT	POST DT	1099	GROSS AMT	PAYMENTS	CHECK#	CHECK DT	----BALANCE---
01-004886	JJ CLASON	23-45525	INV	LOWER CHAMPS 23	12/04/23	12/08/23	N	450.00	450.00-	108175	12/08/23	0.00
							** TOTALS **	450.00	450.00-			0.00
01-004887	EURO CONSTRUCTION & WINDOW	23-45569	INV	6932	12/07/23	12/22/23	N	700.00	700.00-	108229	12/22/23	0.00
							** TOTALS **	700.00	700.00-			0.00
01-004888	DLZ INDUSTRIAL SURVEYING,	23-45426	INV	549193	11/14/23	12/15/23	N	1,800.00	1,800.00-	108198	12/15/23	0.00
							** TOTALS **	1,800.00	1,800.00-			0.00
01-1	MISC VENDOR (REFUNDS ONLY)											
			INV REC #	2012503.007	11/22/23	12/01/23	N	100.00	100.00-	108155	12/01/23	0.00
			INV REC#	2012556.007	12/14/23	12/22/23	N	200.00	200.00-	108238	12/22/23	0.00
			INV REC#	2013580.008	11/30/23	12/08/23	N	24.00	24.00-	108178	12/08/23	0.00
			INV REC#	2013589.008	12/05/23	12/08/23	N	86.00	86.00-	108183	12/08/23	0.00
							** TOTALS **	410.00	410.00-			0.00

A C C O U N T S P A Y A B L E  
O P E N I T E M R E P O R T  
S U M M A R Y

T O T A L S

	GROSS	PAYMENTS	BALANCE
PAID ITEMS	1,010,163.02	1,010,163.02CR	0.00
PARTIALLY PAID	0.00	0.00	0.00
UNPAID ITEMS	0.00	0.00	0.00
** TOTALS **	1,010,163.02	1,010,163.02CR	0.00

A C C O U N T S P A Y A B L E  
O P E N I T E M R E P O R T  
S U M M A R Y

\*\* PRE-PAID INVOICES \*\*

P R E P A I D T O T A L S

	GROSS	PAYMENTS	BALANCE
PAID ITEMS	0.00	0.00	0.00
PARTIALLY PAID	0.00	0.00	0.00
UNPAID ITEMS	0.00	0.00	0.00
** TOTALS **	0.00	0.00	0.00

A C C O U N T S P A Y A B L E  
O P E N I T E M R E P O R T  
S U M M A R Y

R E P O R T T O T A L S

	GROSS	PAYMENTS	BALANCE
PAID ITEMS	1,010,163.02	1,010,163.02CR	0.00
PARTIALLY PAID	0.00	0.00	0.00
UNPAID ITEMS	0.00	0.00	0.00
VOIDED ITEMS	0.00	0.00	0.00
<b>** TOTALS **</b>	<b>1,010,163.02</b>	<b>1,010,163.02CR</b>	<b>0.00</b>

U N P A I D R E C A P

NUMBER OF HELD INVOICES	0
UNPAID INVOICE TOTALS	0.00
UNPAID DEBIT MEMO TOTALS	0.00
UNAPPLIED CREDIT MEMO TOTALS	0.00
<b>** UNPAID TOTALS **</b>	<b>0.00</b>

\*G/L EXPENSE DISTRIBUTION\*

ACCOUNT NUMBER	ACCOUNT NAME	AMOUNT
10 217000	SECTION 125	1,366.17
10 5-00-00-534	PHYSICAL/DRUG TESTING	149.00
10 5-00-00-558	SECURITY SERVICES	252.00
10 5-00-00-565	BACKGROUND CHECKS-EMPLOYEES	171.00
10 5-00-00-610	PDRMA PROPERTY	8,062.08
10 5-00-00-611	PDRMA LIABILITY	3,896.60
10 5-00-00-612	PDRMA EMPLOYMENT	1,367.40
10 5-00-00-613	PDRMA POLLUTION	235.94
10 5-00-00-614	PDRMA WORKMENS COMP	7,578.56
10 5-10-00-540	SECTION 125 PLAN	50.00
10 5-10-00-546	TELEPHONE	173.49
10 5-10-00-556	MAINTENANCE CONTRACTS	4,934.07
10 5-10-00-560	MEETINGS	33.08
10 5-10-00-561	MEMBERSHIP DUES	7,821.38
10 5-10-00-590	OTHER SERVICES	224.00
10 5-10-00-620	STAFF INCENTIVE	70.00
10 5-10-00-650	EQUIPMENT RENTAL	314.82
10 5-10-00-652	OFFICE SUPPLIES	261.00

A C C O U N T S   P A Y A B L E  
O P E N   I T E M   R E P O R T  
S U M M A R Y

\*G/L EXPENSE DISTRIBUTION\*

ACCOUNT NUMBER	ACCOUNT NAME	AMOUNT
10 5-10-00-668	COMMISSIONER EXPENSE	341.88
10 5-10-00-690	DEPARTMENT SUPPLIES	73.01
10 5-12-00-500	MARKETING GENERAL EXPENSE	20.76
10 5-12-00-546	TELEPHONE	45.86
10 5-12-00-553	PRINTING	11.05
10 5-12-00-556	MAINTENANCE CONTRACTS	520.00
10 5-12-00-559	TRAINING/SEMINAR	95.00
10 5-12-00-561	MEMBERSHIP DUES	715.00
10 5-12-00-570	CONTRACTUAL SERVICES	615.00
10 5-12-00-590	OTHER SERVICES	809.98
10 5-15-00-545-079	WATER/SEWER-ARMSTRONG RESTROOM	84.12
10 5-15-00-545-080	WATER/SEWER-ARMSTRONG FOUNTAIN	2.55
10 5-15-00-545-081	WATER/SEWER-COMMUNITY PARK	1.61
10 5-15-00-545-089	WATER/SEWER-HAMPE	25.01
10 5-15-00-545-095	WATER/SEWER-RED HAWK	10.74
10 5-15-00-545-096	WATER/SEWER-SLEPICKA	2.64
10 5-15-00-546	TELEPHONE	161.37
10 5-15-00-547-083	ELECTRIC-ARMSTRONG PARK NORTH	283.51
10 5-15-00-547-085	ELECTRIC-ARMSTRONG PARK SOUTH	420.71
10 5-15-00-547-086	ELECTRIC-BIERMAN	25.19
10 5-15-00-547-089	ELECTRIC-HAMPE	161.35
10 5-15-00-547-093	ELECTRIC-MEMORIAL PARK	18.76
10 5-15-00-547-094	ELECTRIC-POND AERATORS	67.59
10 5-15-00-547-095	ELECTRIC-RED HAWK	420.21
10 5-15-00-547-096	ELECTRIC-SLEPICKA	31.89
10 5-15-00-547-097	ELECTRIC-UNDERPASS IL64	53.23
10 5-15-00-547-098	ELECTRIC-CAROLSHIRE PARK	37.76
10 5-15-00-548	REFUSE	1,123.21
10 5-15-00-556	MAINTENANCE CONTRACTS	2,600.00
10 5-15-00-556-048	MAINT CONTRACTS-LANDSCAPE	91.95
10 5-15-00-561	MEMBERSHIP DUES	265.00
10 5-15-00-562	REPAIR SERVICES	700.00
10 5-15-00-650	EQUIPMENT RENTAL	548.12
10 5-15-00-651	MINOR EQUIPMENT	798.00
10 5-15-00-653	HORTICULTURAL SUPPLIES	160.00
10 5-15-00-657	CLOTHING SUPPLIES	58.96
10 5-15-00-659	VEHICLE FUELS	1,569.28
10 5-15-00-663	VEHICLE REPAIRS	3,119.76
10 5-15-00-664	REPAIR/MAINT MATERIALS	677.86
10 5-15-00-800	CAPITAL EQUIPMENT	28,067.00
10 5-28-00-543	CABLE	79.12
10 5-28-00-544	GAS	196.59
10 5-28-00-545	WATER/SEWER	32.21
10 5-28-00-546	TELEPHONE/INTERNET	594.52
10 5-28-00-547	ELECTRIC	313.50
10 5-28-00-548	REFUSE	98.07
10 5-28-00-556	MAINTENANCE CONTRACTS	292.75

A C C O U N T S   P A Y A B L E  
O P E N   I T E M   R E P O R T  
S U M M A R Y

\*G/L EXPENSE DISTRIBUTION\*

ACCOUNT NUMBER	ACCOUNT NAME	AMOUNT
10 5-28-00-802	FURNITURE/FIXTURES/EQMT	22,978.74
10 5-62-00-546	TELEPHONE	91.73
10 5-62-00-561	MEMBERSHIP DUES	265.00
10 5-62-00-657	CLOTHING SUPPLIES	497.05
	** FUND TOTAL **	107,234.79
11 5-00-00-713	TECHNOLOGY	46.14
	** FUND TOTAL **	46.14
20 205000	REGISTRATION CLIENT PAYABLE	410.00
20 206136	D/T EC/PRESCHOOL FUNDRAISER	84.92
20 206222	D/T DANCE FUNDRAISER	282.92
20 206902	D/T GYMNAST SPRINGER FUNDRAISE	259.82
20 207060	D/T PGM MERCH SALES TAX	79.57
20 207991	D/T MCCASLIN CONC SALES TAX	58.22
20 207992	D/T FVRC CONC SALES TAX	248.02
20 4-14-00-481-991	RECOVERY OF COST-MCCAS CONCES	1.22CR
20 4-14-00-481-992	RECOVERY OF COST-FVRC CONCES	4.02CR
20 4-60-00-481	RECOVERY OF COST-RECREATION	1.57CR
20 4-60-23-472-224	MERCH RESALE-DANCE RECITAL	5.00
20 4-60-70-451-750	DAILY ADMISSION-CCWP	28.00
20 5-12-00-554	ADVERTISING DIGITAL	3.56
20 5-12-00-592	PROGRAM SUPPLIES	39.43
20 5-12-00-651	MINOR EQUIPMENT	1,789.18
20 5-13-00-543	CABLE	245.80
20 5-13-00-544	GAS	1,561.54
20 5-13-00-545	WATER/SEWER	1,617.07
20 5-13-00-546	TELEPHONE/INTERNET	1,472.34
20 5-13-00-547	ELECTRIC	15,328.90
20 5-13-00-548	REFUSE	667.14
20 5-13-00-556	MAINTENANCE CONTRACTS	5,681.47
20 5-13-00-651	MINOR EQUIPMENT FACILITY	639.36
20 5-13-00-653	HORTICULTURAL SUPPLIES	960.00
20 5-13-00-654	CHEMICALS-POOL	2,369.04
20 5-13-00-656	JANITORIAL SUPPLIES	1,752.66
20 5-13-00-664	REPAIR & MAINT SUPPLIES	809.48
20 5-13-00-665	SAFETY SUPPLIES-FVRC	60.60
20 5-14-00-546	TELEPHONE	304.26
20 5-14-00-556	MAINTENANCE CONTRACTS	350.00
20 5-14-00-640-991	DRY GOODS SUPPLIES-MCCASLIN	19.98
20 5-14-00-642-991	MCCAS-PERISHABLE FOOD SUPPLIES	106.64
20 5-14-00-645-992	FVRC-CONTRACT PERISHABLE FOOD	425.92
20 5-23-00-543	CABLE	10.52
20 5-23-00-544	GAS	715.78
20 5-23-00-545	WATER/SEWER	17.40
20 5-23-00-546	TELEPHONE/INTERNET	2,107.57
20 5-23-00-547	ELECTRIC	2,754.16



A C C O U N T S   P A Y A B L E  
O P E N   I T E M   R E P O R T  
S U M M A R Y

\*G/L EXPENSE DISTRIBUTION\*

ACCOUNT NUMBER	ACCOUNT NAME	AMOUNT
20 5-23-00-548	REFUSE	547.77
20 5-23-00-556	MAINTENANCE CONTRACTS	1,404.25
20 5-23-00-562	REPAIR SERVICES	230.00
20 5-23-00-651	MINOR EQUIPMENT FACILITY	52.98
20 5-23-00-656	JANITORIAL SUPPLIES	59.89
20 5-23-00-664	REPAIR & MAINT SUPPLIES	161.68
20 5-24-00-544	GAS	60.27
20 5-24-00-545-087	WATER/SEWER-CORAL COVE	156.55
20 5-24-00-547	ELECTRIC	340.40
20 5-24-00-556	MAINTENANCE CONTRACTS	669.00
20 5-24-00-562	REPAIR SERVICES	5,402.00
20 5-24-00-650	EQUIPMENT RENTAL	239.00
20 5-24-00-651	MINOR EQUIPMENT FACILITY	115.99
20 5-24-00-664	REPAIR & MAINT SUPPLIES	635.94
20 5-26-00-544	GAS	135.15
20 5-26-00-547	ELECTRIC	135.15
20 5-26-00-556	MAINTENANCE CONTRACTS	524.70
20 5-60-00-543-641	CABLE - RENTAL FIELDS	5.11
20 5-60-00-546	TELEPHONE	436.56
20 5-60-00-554	ADVERTISING-RECREATION	165.00
20 5-60-00-559	TRAINING/SEMINAR	3,365.00
20 5-60-00-561	MEMBERSHIP DUES	2,482.00
20 5-60-00-592-622	PGM SUP - LOCAL EVENTS	160.24
20 5-60-00-595-642	RENTAL FVRC SERVICES	405.45
20 5-60-00-595-695	PGM SRV-SPONS/ADVERTISING	271.00
20 5-60-00-597	PGM SCHOOL RENTALS	725.00
20 5-60-00-649-665	MINOR EQUIPMENT PROGRAMS	13.99
20 5-60-00-651-641	MINOR EQMT RENTAL FIELDS	38.57
20 5-60-00-652	OFFICE SUPPLIES	76.88
20 5-60-00-657	CLOTHING SUPPLIES	104.26
20 5-60-00-667	AUTO REIMBURSEMENT	20.00
20 5-60-00-690	DEPARTMENT SUPPLIES	494.78
20 5-60-16-592-135	PGM SUP - PRESCHOOL	51.99
20 5-60-16-665-135	SAFETY SUPPLIES - PRESCHOOL	120.40
20 5-60-17-592-145	PGM SUP - E C PROGRAMS	9.95
20 5-60-20-592-203	PGM SUP - YOUTH B-DAY PARTIES	422.82
20 5-60-20-595-203	PGM SRV - YOUTH B-DAY PARTIES	397.00
20 5-60-21-595-205	PGM SRV - SPECIAL INTEREST	2,840.60
20 5-60-23-592-215	PGM SUP - YOUTH THEATRE	105.47
20 5-60-23-592-220	PGM SUP - SEASONAL DANCE	53.83
20 5-60-23-592-224	PGM SUP - DANCE RECITAL	212.25
20 5-60-23-594-221	MERCH RESALE SUP-COMPET DANCE	1,236.11
20 5-60-23-594-224	MERCH RESALE SUP-DANCE RECITAL	8,398.21
20 5-60-23-595-220	PGM SRV - SEASONAL DANCE	816.00
20 5-60-23-595-224	PGM SRV - DANCE RECITAL	16.99
20 5-60-23-595-420	PGM SRV - ADULT DANCE	109.20
20 5-60-28-592-237	PGM SUP - YOUTH VOLLEYBALL	330.63

A C C O U N T S   P A Y A B L E  
O P E N   I T E M   R E P O R T  
S U M M A R Y

\*G/L EXPENSE DISTRIBUTION\*

ACCOUNT NUMBER	ACCOUNT NAME	AMOUNT
20 5-60-28-592-258	PGM SUP - YTH DODGEBALL LEAGUE	1,092.00
20 5-60-28-592-260	PGM SUP - YOUTH BASKETBALL	2,858.58
20 5-60-28-595-258	PGM SRV - YTH DODGEBALL LEAGUE	391.00
20 5-60-28-595-270	PGM SRV - YTH FALL SOCCER	685.00
20 5-60-28-595-865	PGM SRV-YTH BB/SB FALL LGS	280.00
20 5-60-28-595-891	PGM SRV-HS BASEBALL/SOFTBALL	280.00
20 5-60-29-546-290	TELEPHONE-YTH B/A SCHOOL	366.92
20 5-60-29-592-290	PGM SUP - YOUTH B/A SCHOOL	1,156.82
20 5-60-29-592-298	PGM SUP - YTH KDS CARE DAY OFF	419.44
20 5-60-29-595-298	PGM SRV - YTH KDS CARE DAY OFF	387.50
20 5-60-37-592-327	PGM SUP - MS AFTER HOURS	340.44
20 5-60-48-592-434	PGM SUP - ADULT SB TOURNAMENTS	1,075.00
20 5-60-48-592-440	PGM SUP - ADULT SPORTS LEAGUES	166.25
20 5-60-48-595-440	PGM SRV - ADULT SPORTS LEAGUES	2,274.00
20 5-60-55-592-520	PGM SUP-ADULT TRIPS	260.00
20 5-60-55-595-520	PGM SRV-ADULT TRIPS	792.64
20 5-60-55-596-520	PGM TRNS-ADULT TRIPS	978.50
20 5-60-60-592-699	PGM SUP - REC ATTENDANTS	624.89
20 5-60-61-595-680	PGM SRV-SPORTS INSTRUCTIONAL	13,637.93
20 5-60-64-592-610	PGM SUP - FAMILY SPECIAL EVENT	2,086.53
20 5-60-64-595-610	PGM SRV - FAMILY SPECIAL EVENT	659.36
20 5-60-68-592-655	PGM SUP-ATHLETIC SPECIAL EVENT	52.16
20 5-60-70-570-700	CONTRACTUAL SRVS-FVRC POOL	33,715.46
20 5-60-70-570-750	CONTRACTUAL SRVS-CCWP	970.00
20 5-60-70-592-700	PGM SUP - GENERAL SWIM	43.89
20 5-60-70-649-700	MINOR EQUIPMENT - FVRC POOL	145.96
20 5-60-78-592-710	PGM SUP - SWIM TEAM	129.61
20 5-60-80-543-800	CABLE - FITNESS CENTER	368.71
20 5-60-80-592-800	PGM SUP-FITNESS CENTR-MEM/PASS	589.37
20 5-60-80-649-800	MINOR EQUIPMENT-FITNESS	526.47
20 5-60-80-671-800	PROMOTION SUPPLIES-FITNESS	1,182.14
20 5-60-91-592-905	PGM SUP - GYMNAS TIC INSTRUCTNL	485.00
20 5-60-91-665-905	SAFETY SUPPLIES-GYMNAST INSTRC	81.45
20 5-60-98-592-901	PGM SUP - GYMNAS TIC TEAM	309.00
20 5-60-98-595-901	PGM SRV - GYMNAS TIC TEAM	940.00
20 5-64-00-545	WATER/SEWER-MCCAS FIELDS	345.28
20 5-64-00-547	ELECTRIC-MCCASLIN FIELDS	2,009.90
20 5-64-00-556	MAINTENANCE CONTRACTS	20.00
20 5-64-00-664	REPAIR/MAINT MATERIALS	149.66
20 5-65-00-544	GAS	79.32
20 5-65-00-546	TELEPHONE/INTERNET	304.25
20 5-65-00-547	ELECTRIC	382.84
20 5-65-00-556	MAINTENANCE CONTRACTS	1,405.50
20 5-65-00-650	EQUIPMENT RENTAL	60.00
20 5-65-00-664	REPAIR & MAINT SUPPLIES	653.00
	** FUND TOTAL **	153,777.24

A C C O U N T S P A Y A B L E  
O P E N I T E M R E P O R T  
S U M M A R Y

\*G/L EXPENSE DISTRIBUTION\*

ACCOUNT NUMBER	ACCOUNT NAME	AMOUNT
25 125000	WDSRA Receivable/Cash Held	341,316.24
25 5-00-00-549	PORT-O-LETS	2,534.40
25 5-00-00-602	WDSRA TAX ALLOCATION	5,780.00
	** FUND TOTAL **	349,630.64
30 5-00-00-932	2016 GO REFUNDING PARK BOND	376,050.00
	** FUND TOTAL **	376,050.00
34 5-00-00-713	TECHNOLOGY	13,826.27
	** FUND TOTAL **	13,826.27
42 5-00-00-760	MCCASLIN PARK IMPROVEMENTS	2,387.44
42 5-75-00-722	COMMUNITY PARK	2,193.98
42 5-75-00-772	WALTER PARK	5,016.52
	** FUND TOTAL **	9,597.94
-----		
	** TOTAL **	1,010,163.02

A C C O U N T S P A Y A B L E  
O P E N I T E M R E P O R T  
S U M M A R Y

\*DEPARTMENT TOTALS\*

DEPARTMENT	DEPARTMENT NAME	AMOUNT
10	NON-DEPARTMENTAL	1,366.17
10 00	ANCILLARY FUNDS	21,712.58
10 10	FINANCE/ADMINISTRATION	14,296.73
10 12	MARKETING/COMMUNICATION	2,832.65
10 15	PARKS	41,587.38
10 28	MAINTENANCE FACILITY	24,585.50
10 62	REGISTRATION SERVICES	853.78
	** FUND TOTAL **	107,234.79
11 00	CORP REPAIR & REPLACEMENT	46.14
	** FUND TOTAL **	46.14
20	NON-DEPARTMENTAL	1,423.47
20 12	MARKETING/COMMUNICATION	1,832.17
20 13	FOUNTAIN VIEW REC CENTER	33,165.40
20 14	CONCESSIONS	1,201.56
20 23	SIMKUS FACILITY	8,062.00
20 24	CORAL COVE	7,619.15
20 26	EVERGREEN GYM FACILITY	795.00
20 60	RECREATION	94,268.74
20 64	MCCASLIN FIELDS	2,524.84
20 65	MINIATURE GOLF	2,884.91
	** FUND TOTAL **	153,777.24
25	NON-DEPARTMENTAL	341,316.24
25 00	SPECIAL RECREATION	8,314.40
	** FUND TOTAL **	349,630.64
30 00	BOND AND INTEREST	376,050.00
	** FUND TOTAL **	376,050.00
34 00	CAPITAL PROJECTS	13,826.27
	** FUND TOTAL **	13,826.27
42 00	CAPITAL PROJECTS	2,387.44
42 75	2021 CAPITAL IMPROVEMENTS	7,210.50
	** FUND TOTAL **	9,597.94
-----		
	** TOTAL **	1,010,163.02

0 ERRORS  
0 WARNINGS

SELECTION CRITERIA

-----

VENDOR SET: ALL  
 VENDOR: THRU ZZZZZZ  
 VENDOR CLASS: ALL  
 BANK CODES: Include: APBNK  
 1099 BOX: All  
 COMMENT CODES: All  
 HOLD STATUS: Both  
 AP BALANCE AS OF: 0/00/0000  
 ADVANCED SELECTION: YES

-----

ITEM SELECTION: PAID ITEMS  
 FUNDS: All  
 ACCOUNT RANGE: THRU ZZZZZZZZZZZZZZ  
 ITEM AMOUNT: 999,999,999.00CR THRU 999,999,999.00

-----

PRINT OPTIONS:

SEQUENCE: VENDOR NUMBER  
 REPORT TYPE: SUMMARY  
 SORT TRANSACTIONS BY DATE: NO  
 G/L ACCOUNTS/PROJECTS: YES  
 ONE VENDOR PER PAGE: NO  
 ONE DEPARTMENT PER PAGE: NO  
 PRINT STUB COMMENTS: NO  
 PRINT COMMENT CODES: None  
 PRINT W/ PO ONLY: NO

-----

DATE SELECTION:


PAYMENT DATE: 12/01/2023 THRU 12/31/2023  
 ITEM DATE: 0/00/0000 THRU 99/99/9999  
 POSTING DATE: 0/00/0000 THRU 99/99/9999

-----

Motion:

Make a motion to ratify bills as presented in the Accounts Payable Voucher List for January 2024.

  
\_\_\_\_\_  
(Treasurer)

  
\_\_\_\_\_  
(Date)

Carol Stream Park District  
Accounts Payable Voucher List  
January 2024

Presented to the  
Board of Commissioners  
February 12, 2024

A C C O U N T S P A Y A B L E  
O P E N I T E M R E P O R T  
S U M M A R Y

VENDOR	PO	TYPE	INV NO#	INV DT	POST DT	1099	GROSS AMT	PAYMENTS	CHECK#	CHECK DT	----BALANCE---
01-000032 AQUA PURE ENTERPRISES											
	23-45618	INV	0147835-IN	12/22/23	12/31/23	N	462.18	462.18-	108278	1/05/24	0.00
	24-45648	INV	0147963-IN	1/09/24	1/12/24	N	203.85	203.85-	108291	1/12/24	0.00
	24-45657	INV	0147981-IN	1/11/24	1/26/24	N	1,447.07	1,447.07-	108336	1/26/24	0.00
						** TOTALS **	2,113.10	2,113.10-			0.00
01-000049 FLEXIBLE BENEFIT SRV CRP											
	23-44580	INV	997990317764	1/05/24	1/26/24	N	50.00	50.00-	001512	1/26/24	0.00
						** TOTALS **	50.00	50.00-			0.00
01-000078 BENJAMIN SCHOOL DIST. 25											
	24-45649	INV	IGA 1/24	1/01/24	1/12/24	N	795.00	795.00-	108293	1/12/24	0.00
						** TOTALS **	795.00	795.00-			0.00
01-000086 BLOOMINGDALE PARK DIST.											
	24-45653	INV	BLOOMINGDALE 24	1/16/24	1/19/24	N	330.00	330.00-	108329	1/19/24	0.00
						** TOTALS **	330.00	330.00-			0.00
01-000243 JEFF ELLIS MANAGEMENT, LLC											
	24-45632	INV	2011457	1/01/24	1/05/24	Y	3,852.89	3,852.89-	001505	1/05/24	0.00
	24-45633	INV	2011458	1/01/24	1/05/24	Y	35,166.85	35,166.85-	001505	1/05/24	0.00
	24-45645	INV	2011468	12/31/23	12/31/23	Y	220.00	220.00-	108298	1/12/24	0.00
						** TOTALS **	39,239.74	39,239.74-			0.00
01-000331 DRURY LANE EVENTS											
	24-45658	INV	G04090-BALANCE	1/19/24	1/26/24	N	316.02	316.02-	108339	1/26/24	0.00
						** TOTALS **	316.02	316.02-			0.00
01-000422 K.C. MECHANICAL, INC.											
	24-45647	INV	0982075	1/03/24	12/31/23	N	6,240.00	6,240.00-	108299	1/12/24	0.00
	24-45656	INV	0982076	1/03/24	1/26/24	N	185.00	185.00-	108340	1/26/24	0.00
						** TOTALS **	6,425.00	6,425.00-			0.00
01-000440 GINA KRIESE											
	24-45636	INV	MIDWEST MANIA	12/31/23	12/31/23	N	186.50	186.50-	108301	1/12/24	0.00
						** TOTALS **	186.50	186.50-			0.00
01-000505 THERESA MICELI											
	24-45637	INV	1/14 MEET	1/08/24	1/12/24	Y	90.00	90.00-	108304	1/12/24	0.00
						** TOTALS **	90.00	90.00-			0.00
01-000512 MIDWEST INSTITUTE											
	23-45596	INV	121323-4	12/13/23	1/05/24	N	75.00	75.00-	108287	1/05/24	0.00
						** TOTALS **	75.00	75.00-			0.00
01-000789 VILLAGE OF CAROL STREAM											
	24-45629	INV	Dog License 12/23	1/01/24	1/05/24	N	6.00	6.00-	108289	1/05/24	0.00
						** TOTALS **	6.00	6.00-			0.00

A C C O U N T S P A Y A B L E  
O P E N I T E M R E P O R T  
S U M M A R Y

VENDOR	PO	TYPE	INV NO#	INV DT	POST DT	1099	GROSS AMT	PAYMENTS	CHECK#	CHECK DT	---BALANCE---
01-000790 VILLAGE OF CAROL STREAM											
	24-45628	INV	02088028	12/31/23	1/26/24	N	27.18	27.18-	001513	1/26/24	0.00
	24-45628	INV	02088844	12/31/23	1/26/24	N	163.08	163.08-	001513	1/26/24	0.00
	24-45628	INV	02093429	12/31/23	1/26/24	N	1,866.99	1,866.99-	001513	1/26/24	0.00
						** TOTALS **	2,057.25	2,057.25-			0.00
01-001085 ILL DEPT OF REVENUE											
	24-45635	INV	ST-1 DECEMBER	1/01/24	1/19/24	N	384.00	384.00-	001511	1/19/24	0.00
						** TOTALS **	384.00	384.00-			0.00
01-001252 LOWE'S											
	24-45691	INV	901270-1/10/24	1/10/24	1/30/24	N	218.10	218.10-	001515	1/31/24	0.00
	24-45691	INV	901348-1/11/24	1/11/24	1/30/24	N	41.76	41.76-	001515	1/31/24	0.00
	24-45691	INV	901431-1/26/24	1/26/24	1/30/24	N	63.33	63.33-	001515	1/31/24	0.00
	24-45641	INV	901434-12/29/23	12/29/23	12/31/23	N	81.30	81.30-	001506	1/12/24	0.00
	24-45691	INV	901711-1/16/24	1/16/24	1/30/24	N	87.31	87.31-	001515	1/31/24	0.00
	24-45691	INV	901733-1/16/24	1/16/24	1/30/24	N	56.13	56.13-	001515	1/31/24	0.00
						** TOTALS **	547.93	547.93-			0.00
01-001678 CAROL STREAM LAWN & POWER											
	24-45625	INV	506735	12/19/23	12/31/23	N	12.60	12.60-	108280	1/05/24	0.00
						** TOTALS **	12.60	12.60-			0.00
01-001888 TYLER TECHNOLOGIES, INC											
	23-45615	INV	025-448377	1/01/24	1/19/24	N	22,477.23	22,477.23-	108333	1/19/24	0.00
						** TOTALS **	22,477.23	22,477.23-			0.00
01-001918 LRS, LLC											
	24-45660	INV	PS582896	1/11/24	1/26/24	Y	33.75	33.75-	108343	1/26/24	0.00
						** TOTALS **	33.75	33.75-			0.00
01-001995 BILL ROSENBERG											
	24-45644	INV	2024 INCENTIVE-FNL	1/09/24	1/12/24	N	1,000.00	1,000.00-	108308	1/12/24	0.00
						** TOTALS **	1,000.00	1,000.00-			0.00
01-002088 TIM POWERS											
	23-45547	INV	2024 IAPD ADVANCE	12/12/23	1/05/24	N	194.00	194.00-	108288	1/05/24	0.00
						** TOTALS **	194.00	194.00-			0.00
01-002162 WYETH LAW, P.C.											
	24-45651	INV	10026	1/11/24	12/31/23	Y	2,505.00	2,505.00-	108312	1/12/24	0.00
						** TOTALS **	2,505.00	2,505.00-			0.00
01-002689 ACCESS ONE INC.											
	24-45630	INV	6003977	1/01/24	1/19/24	N	1,298.15	1,298.15-	001510	1/19/24	0.00
						** TOTALS **	1,298.15	1,298.15-			0.00
01-002853 HEARTLINE FITNESS SYSTEMS											



A C C O U N T S P A Y A B L E  
O P E N I T E M R E P O R T  
S U M M A R Y

VENDOR	PO	TYPE	INV NO#	INV DT	POST DT	1099	GROSS AMT	PAYMENTS	CHECK#	CHECK DT	---BALANCE---
01-002853	HEARTLINE FITNESS SYSTEMS ** CONTINUED **										
	23-45523	INV	164036	11/27/23	12/31/23	N	1,000.00	1,000.00-	108284	1/05/24	0.00
	23-45524	INV	164596	9/15/23	12/31/23	N	1,087.74	1,087.74-	108284	1/05/24	0.00
	23-45524	INV	165963	9/29/23	12/31/23	N	842.58	842.58-	108284	1/05/24	0.00
	24-45621	INV	169007	12/21/23	12/31/23	N	1,625.03	1,625.03-	108284	1/05/24	0.00
				** TOTALS **			4,555.35	4,555.35-			0.00
01-003211	UNIVAR USA INC.										
	24-45642	INV	51753572	1/05/24	1/19/24	N	940.70	940.70-	108334	1/19/24	0.00
				** TOTALS **			940.70	940.70-			0.00
01-003444	ANTHONY KASPER										
	23-45519	INV REC-	SECOND 23	12/01/23	12/08/23	N	175.00	175.00-	108341	1/26/24	0.00
				** TOTALS **			175.00	175.00-			0.00
01-003580	NCSI										
	24-45634	INV	40885	1/01/24	12/31/23	N	171.00	171.00-	108306	1/12/24	0.00
				** TOTALS **			171.00	171.00-			0.00
01-003932	STERLING NETWORK INTEGRATI										
	24-45631	INV	01022405	1/02/24	1/19/24	N	1,099.80	1,099.80-	108331	1/19/24	0.00
				** TOTALS **			1,099.80	1,099.80-			0.00
01-003941	EDNA B. LUNDEEN										
	24-45655	INV CS	MEET-JANUARY	1/17/24	1/19/24	Y	90.00	90.00-	108330	1/19/24	0.00
				** TOTALS **			90.00	90.00-			0.00
01-003955	CAROL STREAM PARKS FOUNDAT										
	24-45659	INV	DONATION-JJ	1/20/24	1/26/24	N	100.00	100.00-	108338	1/26/24	0.00
				** TOTALS **			100.00	100.00-			0.00
01-004031	OFFICIAL FINDERS, LLC										
	24-45639	INV	23082 & 23041	12/31/23	12/31/23	Y	720.00	720.00-	108307	1/12/24	0.00
	24-45654	INV	23104 & 23135	1/10/24	1/26/24	Y	2,264.00	2,264.00-	108342	1/26/24	0.00
				** TOTALS **			2,984.00	2,984.00-			0.00
01-004101	BEVERLY R. BUCHINGER										
	24-45624	INV	060	12/29/23	12/31/23	Y	210.00	210.00-	108294	1/12/24	0.00
				** TOTALS **			210.00	210.00-			0.00
01-004143	DIVERZIFY LLC										
	23-45550	INV	CD99013379	1/08/24	12/31/23	Y	5,439.00	5,439.00-	108297	1/12/24	0.00
	24-45652	INV	CD99013840	1/12/24	12/31/23	Y	1,198.00	1,198.00-	108328	1/12/24	0.00
				** TOTALS **			6,637.00	6,637.00-			0.00
01-004153	WEX BANK										
	24-45643	INV	94221955	12/31/23	1/26/24	N	1,182.58	1,182.58-	001514	1/26/24	0.00
				** TOTALS **			1,182.58	1,182.58-			0.00
01-004165	KONICA MINOLTA										

A C C O U N T S P A Y A B L E  
O P E N I T E M R E P O R T  
S U M M A R Y

VENDOR	PO	TYPE	INV NO#	INV DT	POST DT	1099	GROSS AMT	PAYMENTS	CHECK#	CHECK DT	---BALANCE---
01-004165 KONICA MINOLTA											
	23-45610	INV	9009700930	12/19/23	1/05/24	N	997.78	997.78-	108285	1/05/24	0.00
							** TOTALS **	997.78-			0.00
01-004365 GEORGIA LOCHRIDGE											
	24-45623	INV	001	12/31/23	12/31/23	Y	75.00	75.00-	108303	1/12/24	0.00
							** TOTALS **	75.00-			0.00
01-004462 PADDOCK PUBLICATIONS, INC											
	24-45650	INV	275476	1/02/24	1/12/24	N	39.10	39.10-	108295	1/12/24	0.00
							** TOTALS **	39.10-			0.00
01-004611 ASCAP											
	24-45622	INV	ACCT #500861328	1/03/24	1/26/24	N	1,368.00	1,368.00-	108337	1/26/24	0.00
							** TOTALS **	1,368.00-			0.00
01-004660 DYNEGY ENERGY SERVICES, LL											
	23-45612	INV	438349223121	12/20/23	1/04/24	N	23,490.11	23,490.11-	001504	1/05/24	0.00
							** TOTALS **	23,490.11-			0.00
01-004686 BELLAS PIZZA LLC											
	24-45640	INV	DECEMBER 23	12/31/23	12/31/23	Y	423.00	423.00-	108292	1/12/24	0.00
							** TOTALS **	423.00-			0.00
01-004702 PCARD - FIFTH THIRD BANK											
	CM		015530085159305402	1/03/24	1/31/24	N	44.42-	44.42	001527	1/31/24	0.00
	CM		015530085159305403	1/03/24	1/31/24	N	11.69-	11.69	001527	1/31/24	0.00
	CM		1134303584381839RT	1/03/24	1/31/24	N	26.62-	26.62	001527	1/31/24	0.00
	CM		AMZ REF 1/11/24	1/11/24	1/31/24	N	9.45-	9.45	001527	1/31/24	0.00
	CM		AMZ REF 1/19/24	1/22/24	1/31/24	N	24.99-	24.99	001527	1/31/24	0.00
	CM		BAS 600369718 REF	1/08/24	1/31/24	N	13.27-	13.27	001527	1/31/24	0.00
	CM		FS 007410176 REF	1/10/24	1/31/24	N	74.00-	74.00	001527	1/31/24	0.00
	CM		IPRA REFUND ZXZQL	1/31/24	1/31/24	N	460.00-	460.00	001527	1/31/24	0.00
	CM		LOW 845503068 1/19	1/22/24	1/31/24	N	3.96-	3.96	001527	1/31/24	0.00
	CM		MEIJER 024490	1/08/24	1/31/24	N	97.93-	97.93	001527	1/31/24	0.00
	CM		MEIJER 042986	1/08/24	1/31/24	N	27.45-	27.45	001527	1/31/24	0.00
	CM		REFUND ZYRCW	1/22/24	1/31/24	N	340.00-	340.00	001527	1/31/24	0.00
	CM		REVDANCE-025065	1/24/24	1/31/24	N	199.80-	199.80	001527	1/31/24	0.00
	CM		REVDANCE-213600	1/24/24	1/31/24	N	649.35-	649.35	001527	1/31/24	0.00
	CM		REVDANCE-CTN44ZTZ	1/10/24	1/31/24	N	384.65-	384.65	001527	1/31/24	0.00
	CM		REVDANCE-SO-310067	1/24/24	1/31/24	N	109.90-	109.90	001527	1/31/24	0.00
	CM		REVDANCEBVTKC7WS R	1/26/24	1/31/24	N	9.00-	9.00	001527	1/31/24	0.00
	CM		WALMART 247000 REF	1/12/24	1/31/24	N	9.86-	9.86	001527	1/31/24	0.00
	INV		00380129000982606	1/26/24	1/31/24	N	49.95	49.95-	001527	1/31/24	0.00
	INV		010420241255234641	1/08/24	1/31/24	N	42.45	42.45-	001527	1/31/24	0.00
	INV		012920241136234673	1/31/24	1/31/24	N	33.97	33.97-	001527	1/31/24	0.00
	INV		1/24 GOOGLE	1/02/24	1/31/24	N	39.33	39.33-	001527	1/31/24	0.00
	INV		1112994445-6205038	1/11/24	1/31/24	N	44.95	44.95-	001527	1/31/24	0.00
	INV		1112995349-3401038	1/08/24	1/31/24	N	164.46	164.46-	001527	1/31/24	0.00

A C C O U N T S P A Y A B L E  
O P E N I T E M R E P O R T  
S U M M A R Y

VENDOR	PO	TYPE	INV NO#	INV DT	POST DT	1099	GROSS AMT	PAYMENTS	CHECK#	CHECK DT	----BALANCE---
01-004702	PCARD - FIFTH THIRD BANK	** CONTINUED **									
	INV 1114390138-0473016			1/10/24	1/31/24	N	32.98	32.98-	001527	1/31/24	0.00
	INV 1114755204-4849846			1/05/24	1/31/24	N	10.49	10.49-	001527	1/31/24	0.00
	INV 1122819056-3142649			1/26/24	1/31/24	N	9.25	9.25-	001527	1/31/24	0.00
	INV 11254769714322629			1/29/24	1/31/24	N	198.00	198.00-	001527	1/31/24	0.00
	INV 11290675849990621			1/29/24	1/31/24	N	443.98	443.98-	001527	1/31/24	0.00
	INV 11295995236038660			1/12/24	1/31/24	N	155.19	155.19-	001527	1/31/24	0.00
	INV 11303610968660255			1/11/24	1/31/24	N	17.99	17.99-	001527	1/31/24	0.00
	INV 11320045267235464			1/03/24	1/31/24	N	445.00	445.00-	001527	1/31/24	0.00
	INV 11331353727302616			1/10/24	1/31/24	N	30.02	30.02-	001527	1/31/24	0.00
	INV 11332412005638604			1/08/24	1/31/24	N	10.59	10.59-	001527	1/31/24	0.00
	INV 11353722790759426			1/29/24	1/31/24	N	116.00	116.00-	001527	1/31/24	0.00
	INV 11354831543999458			1/03/24	1/31/24	N	30.59	30.59-	001527	1/31/24	0.00
	INV 11356357385521816			1/03/24	1/31/24	N	71.88	71.88-	001527	1/31/24	0.00
	INV 11358949117441806			1/18/24	1/31/24	N	67.57	67.57-	001527	1/31/24	0.00
	INV 11384471703117054			1/31/24	1/31/24	N	62.53	62.53-	001527	1/31/24	0.00
	INV 12231888			1/10/24	1/31/24	N	372.00	372.00-	001527	1/31/24	0.00
	INV 161			1/29/24	1/31/24	N	28.15	28.15-	001527	1/31/24	0.00
	INV 1632879901			1/29/24	1/31/24	N	309.90	309.90-	001527	1/31/24	0.00
	INV 20140			1/29/24	1/31/24	N	11.76	11.76-	001527	1/31/24	0.00
	INV 2024 MEMBERSHIP			1/22/24	1/31/24	N	400.00	400.00-	001527	1/31/24	0.00
	INV 20240002			1/09/24	1/31/24	N	581.50	581.50-	001527	1/31/24	0.00
	INV 20240003			1/09/24	1/31/24	N	597.00	597.00-	001527	1/31/24	0.00
	INV 20240004			1/09/24	1/31/24	N	544.25	544.25-	001527	1/31/24	0.00
	INV 20240005			1/09/24	1/31/24	N	229.00	229.00-	001527	1/31/24	0.00
	INV 20240006			1/09/24	1/31/24	N	177.75	177.75-	001527	1/31/24	0.00
	INV 20240007			1/09/24	1/31/24	N	459.50	459.50-	001527	1/31/24	0.00
	INV 20240008			1/09/24	1/31/24	N	1,179.75	1,179.75-	001527	1/31/24	0.00
	INV 20240009			1/18/24	1/31/24	N	5.11	5.11-	001527	1/31/24	0.00
	INV 20240014			1/15/24	1/31/24	N	128.00	128.00-	001527	1/31/24	0.00
	INV 20240015			1/15/24	1/31/24	N	342.00	342.00-	001527	1/31/24	0.00
	INV 20240016			1/15/24	1/31/24	N	20.00	20.00-	001527	1/31/24	0.00
	INV 20240017			1/15/24	1/31/24	N	15.75	15.75-	001527	1/31/24	0.00
	INV 20240023			1/25/24	1/31/24	N	1,831.50	1,831.50-	001527	1/31/24	0.00
	INV 2124			1/29/24	1/31/24	N	28.37	28.37-	001527	1/31/24	0.00
	INV 2386874301			1/29/24	1/31/24	N	154.95	154.95-	001527	1/31/24	0.00
	INV 240159			1/24/24	1/31/24	N	1,239.00	1,239.00-	001527	1/31/24	0.00
	INV 2447			1/29/24	1/31/24	N	16.64	16.64-	001527	1/31/24	0.00
	INV 2786696201			1/29/24	1/31/24	N	506.85	506.85-	001527	1/31/24	0.00
	INV 2848238801			1/29/24	1/31/24	N	309.90	309.90-	001527	1/31/24	0.00
	INV 2901011455			1/31/24	1/31/24	N	108.03	108.03-	001527	1/31/24	0.00
	INV 3067			1/29/24	1/31/24	N	9.16	9.16-	001527	1/31/24	0.00
	INV 337029			1/24/24	1/31/24	N	349.00	349.00-	001527	1/31/24	0.00
	INV 36414582-BAL DUE			1/09/24	1/31/24	N	933.85	933.85-	001527	1/31/24	0.00
	INV 3808			1/29/24	1/31/24	N	205.54	205.54-	001527	1/31/24	0.00
	INV 3924563			1/29/24	1/31/24	N	309.90	309.90-	001527	1/31/24	0.00
	INV 39622396			1/02/24	1/31/24	N	252.00	252.00-	001527	1/31/24	0.00
	INV 39622397			1/02/24	1/31/24	N	252.00	252.00-	001527	1/31/24	0.00
	INV 40243991033143358			1/25/24	1/31/24	N	33.86	33.86-	001527	1/31/24	0.00

O P E N I T E M R E P O R T

S U M M A R Y

VENDOR	PO	TYPE	INV NO#	INV DT	POST DT	1099	GROSS AMT	PAYMENTS	CHECK#	CHECK DT	----BALANCE---
01-004702	PCARD - FIFTH THIRD BANK										** CONTINUED **
		INV	4053-6	1/26/24	1/31/24	N	67.09	67.09-	001527	1/31/24	0.00
		INV	432155410	1/29/24	1/31/24	N	95.00	95.00-	001527	1/31/24	0.00
		INV	5166817701	1/29/24	1/31/24	N	309.90	309.90-	001527	1/31/24	0.00
		INV	5606302	1/19/24	1/31/24	N	5.79	5.79-	001527	1/31/24	0.00
		INV	624988	1/19/24	1/31/24	N	175.00	175.00-	001527	1/31/24	0.00
		INV	625027	1/19/24	1/31/24	N	150.00	150.00-	001527	1/31/24	0.00
		INV	668193	1/26/24	1/31/24	N	9.16	9.16-	001527	1/31/24	0.00
		INV	668935	1/29/24	1/31/24	N	14.07	14.07-	001527	1/31/24	0.00
		INV	670048	1/29/24	1/31/24	N	7.65	7.65-	001527	1/31/24	0.00
		INV	80239176931	1/24/24	1/31/24	N	30.00	30.00-	001527	1/31/24	0.00
		INV	81386603	1/19/24	1/31/24	N	28.74	28.74-	001527	1/31/24	0.00
		INV	85653	1/08/24	1/31/24	N	38.36	38.36-	001527	1/31/24	0.00
		INV	8E3F1CC22DB7F10	1/29/24	1/31/24	N	9.50	9.50-	001527	1/31/24	0.00
		INV	AABG7L2AACCF	1/29/24	1/31/24	N	23.88	23.88-	001527	1/31/24	0.00
		INV	ADOBE CC 1/24	1/08/24	1/31/24	N	179.98	179.98-	001527	1/31/24	0.00
		INV	ADV TRL 97028	1/24/24	1/31/24	N	162.58	162.58-	001527	1/31/24	0.00
		INV	AL&K	1/08/24	1/31/24	N	302.00	302.00-	001527	1/31/24	0.00
		INV	AMER CRAFT CK 0932	1/29/24	1/31/24	N	59.35	59.35-	001527	1/31/24	0.00
		INV	AMER CRAFT W CQ-SR	1/29/24	1/31/24	N	29.68	29.68-	001527	1/31/24	0.00
		INV	AMZ 99015200040206	1/17/24	1/31/24	N	79.00	79.00-	001527	1/31/24	0.00
		INV	AMZ- 3059436	1/02/24	1/31/24	N	95.40	95.40-	001527	1/31/24	0.00
		INV	AMZ-0128249	1/08/24	1/31/24	N	128.97	128.97-	001527	1/31/24	0.00
		INV	AMZ-1982643	1/25/24	1/31/24	N	9.99	9.99-	001527	1/31/24	0.00
		INV	AMZ-3237031	1/26/24	1/31/24	N	44.98	44.98-	001527	1/31/24	0.00
		INV	AMZ-3774662	1/25/24	1/31/24	N	16.98	16.98-	001527	1/31/24	0.00
		INV	AMZ-4633018	1/04/24	1/31/24	N	32.92	32.92-	001527	1/31/24	0.00
		INV	AMZ-4672224	1/02/24	1/31/24	N	37.56	37.56-	001527	1/31/24	0.00
		INV	AMZ-5581839	1/25/24	1/31/24	N	16.99	16.99-	001527	1/31/24	0.00
		INV	AMZ-7045816	1/05/24	1/31/24	N	7.95	7.95-	001527	1/31/24	0.00
		INV	AMZ-7161842	1/23/24	1/31/24	N	95.91	95.91-	001527	1/31/24	0.00
		INV	AMZ-7317812	1/09/24	1/31/24	N	29.95	29.95-	001527	1/31/24	0.00
		INV	AMZ-7879453	1/04/24	1/31/24	N	39.21	39.21-	001527	1/31/24	0.00
		INV	AMZ-8864269	1/25/24	1/31/24	N	71.17	71.17-	001527	1/31/24	0.00
		INV	AMZ-9109049	1/25/24	1/31/24	N	41.93	41.93-	001527	1/31/24	0.00
		INV	AMZ-9377061	1/05/24	1/31/24	N	12.99	12.99-	001527	1/31/24	0.00
		INV	AMZ-9393005	1/29/24	1/31/24	N	44.99	44.99-	001527	1/31/24	0.00
		INV	AMZ-9561045	1/02/24	1/31/24	N	86.48	86.48-	001527	1/31/24	0.00
		INV	AMZ23890361066609	1/02/24	1/31/24	N	14.89	14.89-	001527	1/31/24	0.00
		INV	AMZ32937918947409	1/03/24	1/31/24	N	45.90	45.90-	001527	1/31/24	0.00
		INV	AMZ36756507921850	1/29/24	1/31/24	N	69.00	69.00-	001527	1/31/24	0.00
		INV	AMZ46328251419403	1/05/24	1/31/24	N	367.20	367.20-	001527	1/31/24	0.00
		INV	AMZ55891342622615	1/15/24	1/31/24	N	377.94	377.94-	001527	1/31/24	0.00
		INV	AMZ59436366493831	1/02/24	1/31/24	N	614.50	614.50-	001527	1/31/24	0.00
		INV	AMZ61076460698621	1/15/24	1/31/24	N	8.99	8.99-	001527	1/31/24	0.00
		INV	AMZ81122189902662	1/23/24	1/31/24	N	28.98	28.98-	001527	1/31/24	0.00
		INV	AMZ81586815153064	1/08/24	1/31/24	N	8.99	8.99-	001527	1/31/24	0.00
		INV	AMZ88890788764208	1/23/24	1/31/24	N	14.29	14.29-	001527	1/31/24	0.00
		INV	AMZN 0396202	1/25/24	1/31/24	N	15.98	15.98-	001527	1/31/24	0.00

A C C O U N T S P A Y A B L E  
O P E N I T E M R E P O R T  
S U M M A R Y

VENDOR	PO	TYPE	INV NO#	INV DT	POST DT	1099	GROSS AMT	PAYMENTS	CHECK#	CHECK DT	----BALANCE---
01-004702	PCARD - FIFTH THIRD BANK	** CONTINUED **									
			INV AMZN 0479469	1/24/24	1/31/24	N	189.99	189.99-	001527	1/31/24	0.00
			INV AMZN 2625852	1/15/24	1/31/24	N	16.98	16.98-	001527	1/31/24	0.00
			INV AMZN 2970651	1/22/24	1/31/24	N	308.81	308.81-	001527	1/31/24	0.00
			INV AMZN 2986615	1/17/24	1/31/24	N	72.14	72.14-	001527	1/31/24	0.00
			INV AMZN 3456218	1/09/24	1/31/24	N	119.98	119.98-	001527	1/31/24	0.00
			INV AMZN 3793031	1/09/24	1/31/24	N	14.98	14.98-	001527	1/31/24	0.00
			INV AMZN 4381858	1/16/24	1/31/24	N	37.54	37.54-	001527	1/31/24	0.00
			INV AMZN 4466643	1/11/24	1/31/24	N	189.99	189.99-	001527	1/31/24	0.00
			INV AMZN 4547426	1/19/24	1/31/24	N	7.99	7.99-	001527	1/31/24	0.00
			INV AMZN 4586627	1/10/24	1/31/24	N	6.99	6.99-	001527	1/31/24	0.00
			INV AMZN 5033859	1/17/24	1/31/24	N	407.96	407.96-	001527	1/31/24	0.00
			INV AMZN 6305060	1/10/24	1/31/24	N	28.97	28.97-	001527	1/31/24	0.00
			INV AMZN 6638661	1/22/24	1/31/24	N	8.90	8.90-	001527	1/31/24	0.00
			INV AMZN 7092225	1/16/24	1/31/24	N	139.99	139.99-	001527	1/31/24	0.00
			INV AMZN 8086646	1/17/24	1/31/24	N	58.30	58.30-	001527	1/31/24	0.00
			INV AMZN 9469	1/30/24	1/31/24	N	79.88	79.88-	001527	1/31/24	0.00
			INV AMZN 9775436	1/26/24	1/31/24	N	68.62	68.62-	001527	1/31/24	0.00
			INV AMZN14863055253825	1/04/24	1/31/24	N	779.98	779.98-	001527	1/31/24	0.00
			INV APPLE-JAN 2024	1/11/24	1/31/24	N	16.99	16.99-	001527	1/31/24	0.00
			INV APPLIANC100186596	1/22/24	1/31/24	N	48.99	48.99-	001527	1/31/24	0.00
			INV ARC 860538	1/25/24	1/31/24	N	105.00	105.00-	001527	1/31/24	0.00
			INV ASH2023-101-1	1/10/24	1/31/24	N	7,450.00	7,450.00-	001527	1/31/24	0.00
			INV ASH2023-102	1/12/24	1/31/24	N	10,000.00	10,000.00-	001527	1/31/24	0.00
			INV ATT24 12/16-1/15	1/12/24	1/31/24	N	35.90	35.90-	001527	1/31/24	0.00
			INV ATT2769094803	1/04/24	1/31/24	N	1,309.50	1,309.50-	001527	1/31/24	0.00
			INV ATT5515505800	1/08/24	1/31/24	N	2,378.13	2,378.13-	001527	1/31/24	0.00
			INV ATT8982454808	1/04/24	1/31/24	N	544.19	544.19-	001527	1/31/24	0.00
			INV B47069	1/19/24	1/31/24	N	738.00	738.00-	001527	1/31/24	0.00
			INV BAKERY 1/26/24	1/29/24	1/31/24	N	10.68	10.68-	001527	1/31/24	0.00
			INV BAS 600369718	1/02/24	1/31/24	N	165.85	165.85-	001527	1/31/24	0.00
			INV BAS 600369718 TAX	1/02/24	1/31/24	N	13.27	13.27-	001527	1/31/24	0.00
			INV BAS 600380474	1/30/24	1/31/24	N	315.16	315.16-	001527	1/31/24	0.00
			INV BAS 600380474 TAX	1/30/24	1/31/24	N	25.21	25.21-	001527	1/31/24	0.00
			INV BE 021489	1/29/24	1/31/24	N	87.61	87.61-	001527	1/31/24	0.00
			INV BNK SWTWATER LUNCH	1/29/24	1/31/24	N	676.90	676.90-	001527	1/31/24	0.00
			INV BURGER KING 69	1/29/24	1/31/24	N	10.33	10.33-	001527	1/31/24	0.00
			INV CC 1706084432	1/25/24	1/31/24	N	26.00	26.00-	001527	1/31/24	0.00
			INV CCS Q25683	1/15/24	1/31/24	N	4,138.52	4,138.52-	001527	1/31/24	0.00
			INV CCS568294812	1/26/24	1/31/24	N	172.52	172.52-	001527	1/31/24	0.00
			INV COMCAST 010224	1/29/24	1/31/24	N	91.82	91.82-	001527	1/31/24	0.00
			INV COMCAST 121723	1/15/24	1/31/24	N	253.85	253.85-	001527	1/31/24	0.00
			INV COMCAST 121923	1/16/24	1/31/24	N	895.32	895.32-	001527	1/31/24	0.00
			INV COMCAST CB 121923	1/15/24	1/31/24	N	10.50	10.50-	001527	1/31/24	0.00
			INV CONC 1015252826	1/25/24	1/31/24	N	89.00	89.00-	001527	1/31/24	0.00
			INV CRAFT KITCHEN 1/24	1/26/24	1/31/24	N	67.93	67.93-	001527	1/31/24	0.00
			INV CSLP 507482	1/17/24	1/31/24	N	63.17	63.17-	001527	1/31/24	0.00
			INV CSLP 507526	1/18/24	1/31/24	N	84.74	84.74-	001527	1/31/24	0.00
			INV CSLP 507729	1/26/24	1/31/24	N	87.09	87.09-	001527	1/31/24	0.00

A C C O U N T S P A Y A B L E  
O P E N I T E M R E P O R T  
S U M M A R Y

VENDOR	PO	TYPE	INV NO#	INV DT	POST DT	1099	GROSS AMT	PAYMENTS	CHECK#	CHECK DT	----BALANCE---
01-004702	PCARD - FIFTH THIRD BANK	** CONTINUED **									
		INV	CSTMINK-71361058	1/23/24	1/31/24	N	452.00	452.00-	001527	1/31/24	0.00
		INV	CULL240721-123123	1/17/24	1/31/24	N	60.00	60.00-	001527	1/31/24	0.00
		INV	DISH TV - JAN 24	1/09/24	1/31/24	N	1,495.00	1,495.00-	001527	1/31/24	0.00
		INV	DUNKIN 6048	1/29/24	1/31/24	N	8.35	8.35-	001527	1/31/24	0.00
		INV	EB 8628712109	1/04/24	1/31/24	N	16.82	16.82-	001527	1/31/24	0.00
		INV	EPACT 196	1/10/24	1/31/24	N	3,500.00	3,500.00-	001527	1/31/24	0.00
		INV	FB7246572	1/25/24	1/31/24	N	547.77	547.77-	001527	1/31/24	0.00
		INV	FB7248242	1/25/24	1/31/24	N	678.96	678.96-	001527	1/31/24	0.00
		INV	FB7250634	1/25/24	1/31/24	N	785.00	785.00-	001527	1/31/24	0.00
		INV	FLICKR-2928687	1/10/24	1/31/24	N	72.99	72.99-	001527	1/31/24	0.00
		INV	FS 0074-10176	1/02/24	1/31/24	N	740.00	740.00-	001527	1/31/24	0.00
		INV	FS 10176 TAX	1/02/24	1/31/24	N	74.00	74.00-	001527	1/31/24	0.00
		INV	GP 28228695	1/02/24	1/31/24	N	75.48	75.48-	001527	1/31/24	0.00
		INV	GP 28290099	1/24/24	1/31/24	N	24.82	24.82-	001527	1/31/24	0.00
		INV	GP 28305575	1/30/24	1/31/24	N	46.28	46.28-	001527	1/31/24	0.00
		INV	GP 28308525	1/31/24	1/31/24	N	24.82	24.82-	001527	1/31/24	0.00
		INV	GRNG 1504721516	1/29/24	1/31/24	N	214.37	214.37-	001527	1/31/24	0.00
		INV	HASTY-12231784	1/03/24	1/31/24	N	33.03	33.03-	001527	1/31/24	0.00
		INV	HF 01676765	1/25/24	1/31/24	N	8.24	8.24-	001527	1/31/24	0.00
		INV	HRSOURCE 1/22/24	1/23/24	1/31/24	N	740.00	740.00-	001527	1/31/24	0.00
		INV	HYATT 0601	1/29/24	1/31/24	N	309.90	309.90-	001527	1/31/24	0.00
		INV	HYATT 086231	1/29/24	1/31/24	N	5.06	5.06-	001527	1/31/24	0.00
		INV	HYATT 1020520801	1/29/24	1/31/24	N	309.90	309.90-	001527	1/31/24	0.00
		INV	HYATT 1419733801	1/29/24	1/31/24	N	309.90	309.90-	001527	1/31/24	0.00
		INV	HYATT 2665853101	1/30/24	1/31/24	N	464.85	464.85-	001527	1/31/24	0.00
		INV	HYATT 2856904901	1/30/24	1/31/24	N	590.85	590.85-	001527	1/31/24	0.00
		INV	HYATT 3201692201	1/29/24	1/31/24	N	309.90	309.90-	001527	1/31/24	0.00
		INV	HYATT 3701	1/29/24	1/31/24	N	309.90	309.90-	001527	1/31/24	0.00
		INV	HYATT 4901	1/30/24	1/31/24	N	464.85	464.85-	001527	1/31/24	0.00
		INV	HYATT 5683543601	1/30/24	1/31/24	N	548.85	548.85-	001527	1/31/24	0.00
		INV	HYATT 578451201	1/24/24	1/31/24	N	154.95	154.95-	001527	1/31/24	0.00
		INV	HYATT 6273310001	1/29/24	1/31/24	N	309.90	309.90-	001527	1/31/24	0.00
		INV	HYATT 774878901	1/29/24	1/31/24	N	393.90	393.90-	001527	1/31/24	0.00
		INV	HYATT2656	1/29/24	1/31/24	N	9.64	9.64-	001527	1/31/24	0.00
		INV	HYATT3353	1/29/24	1/31/24	N	8.88	8.88-	001527	1/31/24	0.00
		INV	HYATT3750	1/29/24	1/31/24	N	14.00	14.00-	001527	1/31/24	0.00
		INV	HYATTHOTEL29319460	1/29/24	1/31/24	N	309.90	309.90-	001527	1/31/24	0.00
		INV	HYATTMARKET2525012	1/29/24	1/31/24	N	8.41	8.41-	001527	1/31/24	0.00
		INV	HYATTMKTCHI2377	1/29/24	1/31/24	N	10.77	10.77-	001527	1/31/24	0.00
		INV	HYATTMKTCHI3171	1/29/24	1/31/24	N	25.18	25.18-	001527	1/31/24	0.00
		INV	IAPD 2000015651	1/12/24	1/31/24	N	20.00	20.00-	001527	1/31/24	0.00
		INV	IN00656021	1/17/24	1/31/24	N	390.00	390.00-	001527	1/31/24	0.00
		INV	IN00656022	1/17/24	1/31/24	N	659.00	659.00-	001527	1/31/24	0.00
		INV	INV 006701	1/23/24	1/31/24	N	460.00	460.00-	001527	1/31/24	0.00
		INV	INV006608	1/05/24	1/31/24	N	460.00	460.00-	001527	1/31/24	0.00
		INV	INV7983	1/15/24	1/31/24	N	20.00	20.00-	001527	1/31/24	0.00
		INV	IPASS 1/10/24	1/19/24	1/31/24	N	24.50	24.50-	001527	1/31/24	0.00
		INV	IPASS 1/17/24	1/19/24	1/31/24	N	20.00	20.00-	001527	1/31/24	0.00

A C C O U N T S P A Y A B L E  
O P E N I T E M R E P O R T  
S U M M A R Y

VENDOR	PO	TYPE	INV NO#	INV DT	POST DT	1099	GROSS AMT	PAYMENTS	CHECK#	CHECK DT	----BALANCE---
01-004702	PCARD - FIFTH THIRD BANK	** CONTINUED **									
		INV	IPASS 1/30/24	1/31/24	1/31/24	N	20.00	20.00-	001527	1/31/24	0.00
		INV	JEWEL-22-3523	1/16/24	1/31/24	N	5.49	5.49-	001527	1/31/24	0.00
		INV	JIMMYJOHNS58342	1/15/24	1/31/24	N	149.97	149.97-	001527	1/31/24	0.00
		INV	JTSCORNERTAP011120	1/12/24	1/31/24	N	307.64	307.64-	001527	1/31/24	0.00
		INV	JW250408495280 1/4	1/08/24	1/31/24	N	9.00	9.00-	001527	1/31/24	0.00
		INV	KAMMES 143497	1/25/24	1/31/24	N	52.25	52.25-	001527	1/31/24	0.00
		INV	KAMMES143284 12/28	1/02/24	1/31/24	N	45.00	45.00-	001527	1/31/24	0.00
		INV	LAZ 1410	1/24/24	1/31/24	N	146.82	146.82-	001527	1/31/24	0.00
		INV	LAZ PRKING 1/24-26	1/29/24	1/31/24	N	155.00	155.00-	001527	1/31/24	0.00
		INV	LIZZIE 087869	1/29/24	1/31/24	N	195.09	195.09-	001527	1/31/24	0.00
		INV	LOW 809696067 1/19	1/22/24	1/31/24	N	42.86	42.86-	001527	1/31/24	0.00
		INV	LOW 846115060 1/19	1/22/24	1/31/24	N	2.48	2.48-	001527	1/31/24	0.00
		INV	LOW 88868489 12/29	1/02/24	1/31/24	N	12.98	12.98-	001527	1/31/24	0.00
		INV	LOW 88943968 1/22	1/23/24	1/31/24	N	179.92	179.92-	001527	1/31/24	0.00
		INV	LOW2006517 1/17/24	1/18/24	1/31/24	N	27.52	27.52-	001527	1/31/24	0.00
		INV	LOW88128465 1/24	1/25/24	1/31/24	N	49.40	49.40-	001527	1/31/24	0.00
		INV	LYFT 1/25	1/29/24	1/31/24	N	29.30	29.30-	001527	1/31/24	0.00
		INV	LYFT 1/27	1/29/24	1/31/24	N	13.38	13.38-	001527	1/31/24	0.00
		INV	MARBERRY 2625	1/02/24	1/31/24	N	195.57	195.57-	001527	1/31/24	0.00
		INV	MARKET 1/26	1/29/24	1/31/24	N	16.04	16.04-	001527	1/31/24	0.00
		INV	MARKET 2031 1/25	1/29/24	1/31/24	N	17.53	17.53-	001527	1/31/24	0.00
		INV	MARKET 3052	1/29/24	1/31/24	N	10.23	10.23-	001527	1/31/24	0.00
		INV	MCALISTERS 1/3/24	1/05/24	1/31/24	N	28.76	28.76-	001527	1/31/24	0.00
		INV	MCDONALDS 1/10/24	1/11/24	1/31/24	N	110.20	110.20-	001527	1/31/24	0.00
		INV	MEIJER 041377	1/05/24	1/31/24	N	27.45	27.45-	001527	1/31/24	0.00
		INV	MEIJER 082224	1/08/24	1/31/24	N	135.89	135.89-	001527	1/31/24	0.00
		INV	MEN4FB793E4C0C64A3	1/02/24	1/31/24	N	122.23	122.23-	001527	1/31/24	0.00
		INV	MERCHANTILE MOBILE	1/29/24	1/31/24	N	10.50	10.50-	001527	1/31/24	0.00
		INV	META 7275321652583	1/02/24	1/31/24	N	73.85	73.85-	001527	1/31/24	0.00
		INV	METRA 3526	1/26/24	1/31/24	N	14.50	14.50-	001527	1/31/24	0.00
		INV	METRA 94062144	1/26/24	1/31/24	N	8.25	8.25-	001527	1/31/24	0.00
		INV	METRA 94232461	1/29/24	1/31/24	N	7.00	7.00-	001527	1/31/24	0.00
		INV	METRA 94254901	1/29/24	1/31/24	N	4.00	4.00-	001527	1/31/24	0.00
		INV	METRA2000094248279	1/29/24	1/31/24	N	7.00	7.00-	001527	1/31/24	0.00
		INV	METRA3527012524	1/26/24	1/31/24	N	7.25	7.25-	001527	1/31/24	0.00
		INV	METRA5920	1/29/24	1/31/24	N	6.75	6.75-	001527	1/31/24	0.00
		INV	METRO IND 058193	1/22/24	1/31/24	N	20.00	20.00-	001527	1/31/24	0.00
		INV	MRTH 1/29/24 IN WV	1/31/24	1/31/24	N	43.25	43.25-	001527	1/31/24	0.00
		INV	MTI- 0011254	1/23/24	1/31/24	N	890.00	890.00-	001527	1/31/24	0.00
		INV	NAPA 5736735713	1/17/24	1/31/24	N	49.68	49.68-	001527	1/31/24	0.00
		INV	NAPA 5736735749	1/17/24	1/31/24	N	18.49	18.49-	001527	1/31/24	0.00
		INV	NAPA 5736735783	1/17/24	1/31/24	N	15.58	15.58-	001527	1/31/24	0.00
		INV	NAPA 5736736087	1/19/24	1/31/24	N	29.43	29.43-	001527	1/31/24	0.00
		INV	NAPA 5736736240	1/22/24	1/31/24	N	16.97	16.97-	001527	1/31/24	0.00
		INV	NAPA 735868	1/18/24	1/31/24	N	14.24	14.24-	001527	1/31/24	0.00
		INV	NAPA 737293 1/26	1/29/24	1/31/24	N	13.02	13.02-	001527	1/31/24	0.00
		INV	NEXTIVA 2/24	1/22/24	1/31/24	N	34.58	34.58-	001527	1/31/24	0.00
		INV	NICOR-CCMG 121823	1/05/24	1/31/24	N	127.03	127.03-	001527	1/31/24	0.00

A C C O U N T S P A Y A B L E  
O P E N I T E M R E P O R T  
S U M M A R Y

VENDOR	PO	TYPE	INV NO#	INV DT	POST DT	1099	GROSS AMT	PAYMENTS	CHECK#	CHECK DT	----BALANCE---
01-004702	PCARD - FIFTH THIRD BANK	** CONTINUED **									
			INV NICOR-CCWP 112123	1/05/24	1/31/24	N	123.69	123.69-	001527	1/31/24	0.00
			INV NICOR-FV 12/21/23	1/05/24	1/31/24	N	2,044.32	2,044.32-	001527	1/31/24	0.00
			INV NICOR-MB 11/20/23	1/05/24	1/31/24	N	363.77	363.77-	001527	1/31/24	0.00
			INV NICOR-SRC 11/21/23	1/05/24	1/31/24	N	1,059.24	1,059.24-	001527	1/31/24	0.00
			INV NORBERTS-10061	1/04/24	1/31/24	N	719.00	719.00-	001527	1/31/24	0.00
			INV PILOT 1/28	1/29/24	1/31/24	N	4.28	4.28-	001527	1/31/24	0.00
			INV PODS006559983	1/02/24	1/31/24	N	239.00	239.00-	001527	1/31/24	0.00
			INV POTBELLY 013043	1/26/24	1/31/24	N	14.93	14.93-	001527	1/31/24	0.00
			INV POTBELLY012524	1/26/24	1/31/24	N	12.76	12.76-	001527	1/31/24	0.00
			INV POTBELLY10016	1/26/24	1/31/24	N	13.61	13.61-	001527	1/31/24	0.00
			INV PROACS600000059905	1/02/24	1/31/24	N	4,870.97	4,870.97-	001527	1/31/24	0.00
			INV REMINGTONS192	1/29/24	1/31/24	N	35.83	35.83-	001527	1/31/24	0.00
			INV REVDANCE	1/29/24	1/31/24	N	283.70	283.70-	001527	1/31/24	0.00
			INV REVDANCE-154869	1/23/24	1/31/24	N	381.00	381.00-	001527	1/31/24	0.00
			INV REVDANCE-351651	1/17/24	1/31/24	N	949.05	949.05-	001527	1/31/24	0.00
			INV REVDANCE-APRIL COM	1/23/24	1/31/24	N	351.00	351.00-	001527	1/31/24	0.00
			INV REVDANCE286695	1/05/24	1/31/24	N	116.90	116.90-	001527	1/31/24	0.00
			INV REVDANCE288172	1/10/24	1/31/24	N	593.45	593.45-	001527	1/31/24	0.00
			INV RR DEPOSIT	1/12/24	1/31/24	N	300.00	300.00-	001527	1/31/24	0.00
			INV RR STAFF DNNR 1/26	1/29/24	1/31/24	N	1,307.78	1,307.78-	001527	1/31/24	0.00
			INV S-00267	1/08/24	1/31/24	N	219.98	219.98-	001527	1/31/24	0.00
			INV SAMS 046398	1/22/24	1/31/24	N	113.80	113.80-	001527	1/31/24	0.00
			INV SCW 797923	1/22/24	1/31/24	N	20,053.25	20,053.25-	001527	1/31/24	0.00
			INV SCW 798252	1/18/24	1/31/24	N	760.00	760.00-	001527	1/31/24	0.00
			INV SCW797467	1/08/24	1/31/24	N	1,936.83	1,936.83-	001527	1/31/24	0.00
			INV SCW797592	1/10/24	1/31/24	N	1,116.57	1,116.57-	001527	1/31/24	0.00
			INV STANSTEAM-23919-16	1/09/24	1/31/24	N	309.00	309.00-	001527	1/31/24	0.00
			INV STP 7624049370	1/22/24	1/31/24	N	97.60	97.60-	001527	1/31/24	0.00
			INV TAP0541153	1/26/24	1/31/24	N	12.25	12.25-	001527	1/31/24	0.00
			INV TAP0541943	1/31/24	1/31/24	N	12.25	12.25-	001527	1/31/24	0.00
			INV TARGET-254-845	1/15/24	1/31/24	N	55.42	55.42-	001527	1/31/24	0.00
			INV TAX BAND 1/26/24	1/29/24	1/31/24	N	196.20	196.20-	001527	1/31/24	0.00
			INV TWASH 1/27/24	1/29/24	1/31/24	N	34.00	34.00-	001527	1/31/24	0.00
			INV UBER #3 1/27 CQ	1/29/24	1/31/24	N	21.31	21.31-	001527	1/31/24	0.00
			INV UBER #4 1/27 CQ	1/29/24	1/31/24	N	15.99	15.99-	001527	1/31/24	0.00
			INV UBER 1/25 AK 1	1/26/24	1/31/24	N	6.97	6.97-	001527	1/31/24	0.00
			INV UBER 1/25 AK 2	1/29/24	1/31/24	N	11.90	11.90-	001527	1/31/24	0.00
			INV UBER 1/25 AK 3	1/29/24	1/31/24	N	11.27	11.27-	001527	1/31/24	0.00
			INV UBER 1/25 AK 4	1/29/24	1/31/24	N	22.67	22.67-	001527	1/31/24	0.00
			INV UBER 1/25 BT 1	1/26/24	1/31/24	N	53.41	53.41-	001527	1/31/24	0.00
			INV UBER 1/26 AK 1	1/29/24	1/31/24	N	14.17	14.17-	001527	1/31/24	0.00
			INV UBER 1/26 AK 2	1/29/24	1/31/24	N	11.61	11.61-	001527	1/31/24	0.00
			INV UBER 1/27 BT 1	1/29/24	1/31/24	N	20.48	20.48-	001527	1/31/24	0.00
			INV UBER 1/27 BT 2	1/29/24	1/31/24	N	15.19	15.19-	001527	1/31/24	0.00
			INV UBER 1/28 BT 1	1/29/24	1/31/24	N	11.90	11.90-	001527	1/31/24	0.00
			INV UBER CANCEL 1/29CQ	1/29/24	1/31/24	N	5.00	5.00-	001527	1/31/24	0.00
			INV UBER RR TIP 1/25CQ	1/26/24	1/31/24	N	3.00	3.00-	001527	1/31/24	0.00
			INV UBER RR TRIP1/26CQ	1/26/24	1/31/24	N	10.95	10.95-	001527	1/31/24	0.00



A C C O U N T S P A Y A B L E  
O P E N I T E M R E P O R T  
S U M M A R Y

VENDOR	PO	TYPE	INV NO#	INV DT	POST DT	1099	GROSS AMT	PAYMENTS	CHECK#	CHECK DT	---BALANCE---
01-004702	PCARD - FIFTH THIRD BANK ** CONTINUED **										
		INV	UBER TIP 1/25-AK	1/26/24	1/31/24	N	3.00	3.00-	001527	1/31/24	0.00
		INV	UBER TIP 1/26-CQ	1/26/24	1/31/24	N	3.00	3.00-	001527	1/31/24	0.00
		INV	UBER TIP 1/27-AK	1/29/24	1/31/24	N	3.00	3.00-	001527	1/31/24	0.00
		INV	UBER TRIP 1/25-AK	1/26/24	1/31/24	N	11.92	11.92-	001527	1/31/24	0.00
		INV	UBER TRIP 1/26-CQ	1/26/24	1/31/24	N	10.90	10.90-	001527	1/31/24	0.00
		INV	UBER TRIP 1/27-AK	1/29/24	1/31/24	N	9.95	9.95-	001527	1/31/24	0.00
		INV	UPS-20429	1/22/24	1/31/24	N	27.93	27.93-	001527	1/31/24	0.00
		INV	VENTRA 3677	1/29/24	1/31/24	N	7.00	7.00-	001527	1/31/24	0.00
		INV	VERIZON 9953590021	1/24/24	1/31/24	N	1,422.78	1,422.78-	001527	1/31/24	0.00
		INV	WALMART 017553	1/22/24	1/31/24	N	19.48	19.48-	001527	1/31/24	0.00
		INV	WALMART 028535	1/02/24	1/31/24	N	43.32	43.32-	001527	1/31/24	0.00
		INV	WALMART 032412	1/25/24	1/31/24	N	13.92	13.92-	001527	1/31/24	0.00
		INV	WALMART 052990	1/11/24	1/31/24	N	66.85	66.85-	001527	1/31/24	0.00
		INV	WALMART 056268	1/11/24	1/31/24	N	16.59	16.59-	001527	1/31/24	0.00
		INV	WD 5627425-0	1/02/24	1/31/24	N	202.46	202.46-	001527	1/31/24	0.00
		INV	WD 5635901-0	1/08/24	1/31/24	N	159.18	159.18-	001527	1/31/24	0.00
		INV	WD 5636070-0	1/08/24	1/31/24	N	120.69	120.69-	001527	1/31/24	0.00
		INV	WD 5640046-0	1/08/24	1/31/24	N	62.00	62.00-	001527	1/31/24	0.00
		INV	WD 5640047-0	1/08/24	1/31/24	N	266.44	266.44-	001527	1/31/24	0.00
		INV	WD 5646044-0	1/26/24	1/31/24	N	475.29	475.29-	001527	1/31/24	0.00
		INV	WD 5646089-0	1/26/24	1/31/24	N	947.59	947.59-	001527	1/31/24	0.00
		INV	WD 5648186-0	1/26/24	1/31/24	N	98.66	98.66-	001527	1/31/24	0.00
		INV	WD 5648809-0	1/26/24	1/31/24	N	147.99	147.99-	001527	1/31/24	0.00
		INV	WD 5650219-0	1/26/24	1/31/24	N	161.63	161.63-	001527	1/31/24	0.00
		INV	WD 5652503-0	1/26/24	1/31/24	N	110.34	110.34-	001527	1/31/24	0.00
		INV	WD 5654184-0	1/29/24	1/31/24	N	1,020.06	1,020.06-	001527	1/31/24	0.00
		INV	WD 5654358-0	1/29/24	1/31/24	N	35.61	35.61-	001527	1/31/24	0.00
		INV	WDSRA BASH 2024	1/11/24	1/31/24	N	1,800.00	1,800.00-	001527	1/31/24	0.00
		INV	WHCOT 103147887	1/25/24	1/31/24	N	143.84	143.84-	001527	1/31/24	0.00
		INV	WTW240104-40016288	1/05/24	1/31/24	N	2,850.00	2,850.00-	001527	1/31/24	0.00
		INV	X3QCS88	1/29/24	1/31/24	N	154.95	154.95-	001527	1/31/24	0.00
		INV	ZAZ980620294324820	1/12/24	1/31/24	N	19.95	19.95-	001527	1/31/24	0.00
						** TOTALS **	117,544.58	117,544.58-			0.00
01-004716	GATLIN PLUMBING & HEATING,										
	24-45627	INV	92460	12/31/23	12/31/23	N	2,320.11	2,320.11-	108282	1/05/24	0.00
						** TOTALS **	2,320.11	2,320.11-			0.00
01-004748	STUCKEY CONSTRUCTION COMPA										
	23-45425	INV	23276-101	12/29/23	12/31/23	N	11,352.00	11,352.00-	108309	1/12/24	0.00
						** TOTALS **	11,352.00	11,352.00-			0.00
01-004805	LOVOL										
	23-45421	INV	1017-Labor	1/02/24	12/31/23	Y	450.00	450.00-	108286	1/05/24	0.00
						** TOTALS **	450.00	450.00-			0.00
01-004823	LAKESHORE LOGISTICS & SUPP										
	24-45626	INV	20231221-2	12/21/23	12/31/23	N	3,480.00	3,480.00-	108302	1/12/24	0.00
						** TOTALS **	3,480.00	3,480.00-			0.00

A C C O U N T S P A Y A B L E  
O P E N I T E M R E P O R T  
S U M M A R Y

VENDOR	---- VENDOR NAME -----	PO	TYPE	INV NO#	INV DT	POST DT	1099	GROSS AMT	PAYMENTS	CHECK#	CHECK DT	----BALANCE---
01-004826	TRICO MECHANICAL INC.	23-45545	INV	8215	1/10/24	12/31/23	N	6,622.00	6,622.00-	108310	1/12/24	0.00
							** TOTALS **	6,622.00	6,622.00-			0.00
01-004844	CONSTRUCTION INC	23-45475	INV	211-1300001-2	12/05/23	12/31/23	N	382,020.60	382,020.60-	108290	1/09/24	0.00
							** TOTALS **	382,020.60	382,020.60-			0.00
01-004889	BLICKHAN PHOTOGRAPHY	23-45568	INV	1-8-24	11/29/23	1/05/24	Y	300.00	300.00-	108279	1/05/24	0.00
							** TOTALS **	300.00	300.00-			0.00
01-1	MISC VENDOR (REFUNDS ONLY)		INV REC#	2012570.007	12/28/23	1/05/24	N	200.00	200.00-	108283	1/05/24	0.00
			INV REC#	2012617.007	1/09/24	1/12/24	N	150.00	150.00-	108311	1/12/24	0.00
			INV REC#	2013754.008	1/08/24	1/12/24	N	119.00	119.00-	108296	1/12/24	0.00
			INV REC#	2013795.008	1/10/24	1/19/24	N	75.00	75.00-	108332	1/19/24	0.00
			INV REC#	2013843.008	1/22/24	1/26/24	N	200.00	200.00-	108344	1/26/24	0.00
			INV REC#	2013846.008	1/23/24	1/26/24	N	82.00	82.00-	108335	1/26/24	0.00
							** TOTALS **	826.00	826.00-			0.00

A C C O U N T S P A Y A B L E  
O P E N I T E M R E P O R T  
S U M M A R Y

T O T A L S

	GROSS	PAYMENTS	BALANCE
PAID ITEMS	649,589.98	649,589.98CR	0.00
PARTIALLY PAID	0.00	0.00	0.00
UNPAID ITEMS	0.00	0.00	0.00
** TOTALS **	649,589.98	649,589.98CR	0.00

A C C O U N T S P A Y A B L E  
O P E N I T E M R E P O R T  
S U M M A R Y

\*\* PRE-PAID INVOICES \*\*

P R E P A I D T O T A L S

	GROSS	PAYMENTS	BALANCE
PAID ITEMS	0.00	0.00	0.00
PARTIALLY PAID	0.00	0.00	0.00
UNPAID ITEMS	0.00	0.00	0.00
** TOTALS **	0.00	0.00	0.00

A C C O U N T S   P A Y A B L E  
O P E N   I T E M   R E P O R T  
S U M M A R Y

R E P O R T   T O T A L S

	GROSS	PAYMENTS	BALANCE
PAID ITEMS	649,589.98	649,589.98CR	0.00
PARTIALLY PAID	0.00	0.00	0.00
UNPAID ITEMS	0.00	0.00	0.00
VOIDED ITEMS	0.00	0.00	0.00
<b>** TOTALS **</b>	<b>649,589.98</b>	<b>649,589.98CR</b>	<b>0.00</b>

U N P A I D   R E C A P

NUMBER OF HELD INVOICES	0
UNPAID INVOICE TOTALS	0.00
UNPAID DEBIT MEMO TOTALS	0.00
UNAPPLIED CREDIT MEMO TOTALS	0.00
<b>** UNPAID TOTALS **</b>	<b>0.00</b>

\*G/L EXPENSE DISTRIBUTION\*

ACCOUNT NUMBER	ACCOUNT NAME	AMOUNT
10 204000	DUE TO VILLAGE OF CAROL STREAM	6.00
10 209000	DUE TO CS PARKS FOUNDATION	100.00
10 5-00-00-534	PHYSICAL/DRUG TESTING	89.00
10 5-00-00-553	PRINTING	24.82
10 5-00-00-558	SECURITY SERVICES	504.00
10 5-00-00-565	BACKGROUND CHECKS-EMPLOYEES	171.00
10 5-00-00-651	MINOR EQUIPMENT-SAFETY	45.90
10 5-10-00-500	ADMINISTRATION GENERAL EXPENSE	340.37
10 5-10-00-535-000	GROUP MEDICAL	1,000.00
10 5-10-00-540	SECTION 125 PLAN	50.00
10 5-10-00-546	TELEPHONE	193.76
10 5-10-00-551	ATTORNEY	2,505.00
10 5-10-00-555	PUBLIC NOTICES	39.10
10 5-10-00-556	MAINTENANCE CONTRACTS	28,722.96
10 5-10-00-559	TRAINING/SEMINARS	1,320.24
10 5-10-00-560	MEETINGS	28.76
10 5-10-00-561	MEMBERSHIP DUES	400.00
10 5-10-00-570	CONTRACTUAL SERVICES	740.00

A C C O U N T S   P A Y A B L E  
O P E N   I T E M   R E P O R T  
S U M M A R Y

\*G/L EXPENSE DISTRIBUTION\*

ACCOUNT NUMBER	ACCOUNT NAME	AMOUNT
10 5-10-00-590	OTHER SERVICES	26.00
10 5-10-00-652	OFFICE SUPPLIES	97.60
10 5-10-00-668	COMMISSIONER EXPENSE	2,467.16
10 5-10-00-690	DEPARTMENT SUPPLIES	196.20
10 5-12-00-500	MARKETING GENERAL EXPENSE	0.00
10 5-12-00-546	TELEPHONE	52.62
10 5-12-00-556	MAINTENANCE CONTRACTS	738.00
10 5-12-00-559	TRAINING/SEMINAR	486.86
10 5-12-00-570	CONTRACTUAL SERVICES	285.00
10 5-12-00-590	OTHER SERVICES	272.92
10 5-12-00-651	MINOR EQUIPMENT	740.00
10 5-12-00-658	PHOTOGRAPHIC SUPPLIES	56.81
10 5-15-00-546	TELEPHONE	184.67
10 5-15-00-547-083	ELECTRIC-ARMSTRONG PARK NORTH	102.17
10 5-15-00-547-085	ELECTRIC-ARMSTRONG PARK SOUTH	404.25
10 5-15-00-547-086	ELECTRIC-BIERMAN	25.43
10 5-15-00-547-089	ELECTRIC-HAMPE	204.60
10 5-15-00-547-093	ELECTRIC-MEMORIAL PARK	18.76
10 5-15-00-547-094	ELECTRIC-POND AERATORS	22.77
10 5-15-00-547-095	ELECTRIC-RED HAWK	367.44
10 5-15-00-547-096	ELECTRIC-SLEPICKA	22.77
10 5-15-00-547-097	ELECTRIC-UNDERPASS IL64	53.85
10 5-15-00-547-098	ELECTRIC-CAROLSHIRE PARK	39.97
10 5-15-00-548	REFUSE	543.17
10 5-15-00-559	TRAINING/SEMINARS	156.93CR
10 5-15-00-560	MEETINGS	110.20
10 5-15-00-561	MEMBERSHIP DUES	75.00
10 5-15-00-590	OTHER SERVICES	11,352.00
10 5-15-00-652	OFFICE SUPPLIES	64.84
10 5-15-00-659	VEHICLE FUELS	1,225.83
10 5-15-00-663	VEHICLE REPAIRS	451.24
10 5-15-00-664	REPAIR/MAINT MATERIALS	5,853.07
10 5-15-00-665	SAFETY SUPPLIES-PARKS	14.29
10 5-15-00-673	TOOL REPAIR & PARTS	297.22
10 5-28-00-543	CABLE	91.82
10 5-28-00-544	GAS	363.77
10 5-28-00-545	WATER/SEWER	27.18
10 5-28-00-546	TELEPHONE/INTERNET	594.52
10 5-28-00-547	ELECTRIC	345.17
10 5-28-00-548	REFUSE	135.79
10 5-28-00-556	MAINTENANCE CONTRACTS	250.00
10 5-28-00-562	REPAIR SERVICES	302.00
10 5-28-00-802	FURNITURE/FIXTURES/EQMT	17,450.00
10 5-62-00-546	TELEPHONE	105.24
10 5-62-00-559	TRAINING/SEMINAR	502.45
10 5-62-00-651	MINOR EQUIPMENT	788.97
	** FUND TOTAL **	83,933.60

A C C O U N T S   P A Y A B L E  
O P E N   I T E M   R E P O R T  
S U M M A R Y

\*G/L EXPENSE DISTRIBUTION\*

ACCOUNT NUMBER	ACCOUNT NAME	AMOUNT
11 5-00-00-713	TECHNOLOGY	24,316.65
	** FUND TOTAL **	24,316.65
20 205000	REGISTRATION CLIENT PAYABLE	826.00
20 206222	D/T DANCE FUNDRAISER	32.00
20 206902	D/T GYMNAST SPRINGER FUNDRAISE	662.88
20 207060	D/T PGM MERCH SALES TAX	288.66
20 207992	D/T FVRC CONC SALES TAX	65.48
20 4-14-00-481-992	RECOVERY OF COST-FVRC CONCES	1.48CR
20 4-60-00-481	RECOVERY OF COST-RECREATION	4.66CR
20 4-60-23-472-224	MERCH RESALE-DANCE RECITAL	4.00
20 5-12-00-553	ADVERTISING PRINT	165.85
20 5-12-00-554	ADVERTISING DIGITAL	73.85
20 5-12-00-592	PROGRAM SUPPLIES	660.78
20 5-12-00-651	MINOR EQUIPMENT	820.62
20 5-12-00-690	DEPARTMENT SUPPLIES	105.00
20 5-13-00-543	CABLE	250.69
20 5-13-00-544	GAS	2,044.32
20 5-13-00-545	WATER/SEWER	1,866.99
20 5-13-00-546	TELEPHONE/INTERNET	1,478.28
20 5-13-00-547	ELECTRIC	16,384.34
20 5-13-00-548	REFUSE	785.00
20 5-13-00-556	MAINTENANCE CONTRACTS	5,634.89
20 5-13-00-562	REPAIR SERVICES	286.93
20 5-13-00-562-057	REPAIR SERVICES-GEOTHERMAL	2,320.11
20 5-13-00-651	MINOR EQUIPMENT FACILITY	924.92
20 5-13-00-652	OFFICE SUPPLIES	10.59
20 5-13-00-654	CHEMICALS-POOL	2,849.95
20 5-13-00-656	JANITORIAL SUPPLIES	2,503.00
20 5-13-00-664	REPAIR & MAINT SUPPLIES	326.44
20 5-13-00-665	SAFETY SUPPLIES-FVRC	155.19
20 5-14-00-546	TELEPHONE	304.26
20 5-14-00-559	TRAINING	24.50
20 5-14-00-640-991	DRY GOODS SUPPLIES-MCCASLIN	37.96
20 5-14-00-642-991	MCCAS-PERISHABLE FOOD SUPPLIES	253.26
20 5-14-00-651-991	MINOR EQMT FAC-MCCASLIN CONC	329.98
20 5-14-00-656-991	JANITORIAL SUPP-MCCASLIN CONC	79.88
20 5-23-00-543	CABLE	10.50
20 5-23-00-544	GAS	1,059.24
20 5-23-00-545	WATER/SEWER	16.31
20 5-23-00-546	TELEPHONE/INTERNET	2,107.54
20 5-23-00-547	ELECTRIC	3,180.33
20 5-23-00-548	REFUSE	547.77
20 5-23-00-556	MAINTENANCE CONTRACTS	540.00
20 5-23-00-651	MINOR EQUIPMENT FACILITY	35.94
20 5-23-00-656	JANITORIAL SUPPLIES	1,261.43
20 5-23-00-664	REPAIR & MAINT SUPPLIES	115.66

A C C O U N T S   P A Y A B L E  
O P E N   I T E M   R E P O R T  
S U M M A R Y

\*G/L EXPENSE DISTRIBUTION\*

ACCOUNT NUMBER	ACCOUNT NAME	AMOUNT
20 5-24-00-544	GAS	123.69
20 5-24-00-545-087	WATER/SEWER-CORAL COVE	146.77
20 5-24-00-547	ELECTRIC	393.08
20 5-24-00-562	REPAIR SERVICES	101.92
20 5-24-00-650	EQUIPMENT RENTAL	239.00
20 5-24-00-651	MINOR EQUIPMENT FACILITY	12,862.00
20 5-24-00-664	REPAIR & MAINT SUPPLIES	4,374.37
20 5-26-00-544	GAS	135.15
20 5-26-00-547	ELECTRIC	135.15
20 5-26-00-556	MAINTENANCE CONTRACTS	524.70
20 5-60-00-543-641	CABLE - RENTAL FIELDS	1,495.00
20 5-60-00-546	TELEPHONE	473.59
20 5-60-00-549-641	PORT-O-LETS-RENTAL FIELDS	33.75
20 5-60-00-553	PRINTING-RECREATION	24.82
20 5-60-00-559	TRAINING/SEMINAR	6,706.16
20 5-60-00-560	MEETING	307.64
20 5-60-00-560-622	MEETINGS - LOCAL EVENTS	30.00
20 5-60-00-592-642	RENTAL FVRC SUPPLIES	7.99
20 5-60-00-592-643	RENTAL GYMNASIUM SUPPLIES	116.00
20 5-60-00-595-642	RENTAL FVRC SERVICES	195.57
20 5-60-00-649-665	MINOR EQUIPMENT PROGRAMS	301.11
20 5-60-00-652	OFFICE SUPPLIES	15.89
20 5-60-00-667	AUTO REIMBURSEMENT	64.50
20 5-60-00-690	DEPARTMENT SUPPLIES	184.45
20 5-60-16-592-135	PGM SUP - PRESCHOOL	149.44
20 5-60-16-595-135	PGM SRV - PRESCHOOL	660.30
20 5-60-17-592-145	PGM SUP - E C PROGRAMS	82.73CR
20 5-60-20-592-203	PGM SUP - YOUTH B-DAY PARTIES	231.63
20 5-60-20-595-203	PGM SRV - YOUTH B-DAY PARTIES	423.00
20 5-60-23-592-215	PGM SUP - YOUTH THEATRE	1,317.96
20 5-60-23-592-220	PGM SUP - SEASONAL DANCE	16.98
20 5-60-23-592-221	PGM SUP-COMPETITIVE DANCE	740.99
20 5-60-23-592-224	PGM SUP - DANCE RECITAL	9.99
20 5-60-23-594-221	MERCH RESALE SUP-COMPET DANCE	138.85
20 5-60-23-594-224	MERCH RESALE SUP-DANCE RECITAL	695.75
20 5-60-23-595-224	PGM SRV - DANCE RECITAL	16.99
20 5-60-27-595-234	PGM SRV-OUTDOOR ADVENTURE CAMP	523.20
20 5-60-27-595-235	PGM SRV-AWESOME ADVENTURE CAMP	1,261.24
20 5-60-28-592-258	PGM SUP - YTH DODGEBALL LEAGUE	2,083.50
20 5-60-28-592-260	PGM SUP - YOUTH BASKETBALL	4,499.59
20 5-60-28-595-260	PGM SRV - YOUTH BASKETBALL	2,661.00
20 5-60-29-546-290	TELEPHONE-YTH B/A SCHOOL	420.97
20 5-60-29-592-298	PGM SUP - YTH KDS CARE DAY OFF	28.74
20 5-60-29-595-290	PGM SRV - YOUTH B/A SCHOOL	1,075.26
20 5-60-48-592-434	PGM SUP - ADULT SB TOURNAMENTS	175.00
20 5-60-48-595-440	PGM SRV - ADULT SPORTS LEAGUES	1,310.00
20 5-60-55-595-520	PGM SRV-ADULT TRIPS	1,249.87



A C C O U N T S   P A Y A B L E  
O P E N   I T E M   R E P O R T  
S U M M A R Y

\*G/L EXPENSE DISTRIBUTION\*

ACCOUNT NUMBER	ACCOUNT NAME	AMOUNT
20 5-60-61-595-680	PGM SRV-SPORTS INSTRUCTIONAL	220.00
20 5-60-64-592-610	PGM SUP - FAMILY SPECIAL EVENT	393.41
20 5-60-70-570-700	CONTRACTUAL SRVS-FVRC POOL	35,166.85
20 5-60-78-592-710	PGM SUP - SWIM TEAM	372.00
20 5-60-80-543-800	CABLE - FITNESS CENTER	376.03
20 5-60-80-559-800	TRAINING/SEMINARS FITNESS CTR	186.50
20 5-60-80-562-800	REPAIR SERVICES-FITNESS	4,555.35
20 5-60-80-592-800	PGM SUP-FITNESS CENTR-MEM/PASS	990.48
20 5-60-80-595-800	PGM SRV-FITNESS CENTR-MEM/PASS	1,368.00
20 5-60-80-649-800	MINOR EQUIPMENT-FITNESS	32.98
20 5-60-80-671-800	PROMOTION SUPPLIES-FITNESS	164.46
20 5-60-91-592-905	PGM SUP - GYMNASTIC INSTRUCTNL	827.73
20 5-60-91-595-905	PGM SRV-GYMNASTIC INSTRUCTIONA	309.00
20 5-60-98-592-901	PGM SUP - GYMNASTIC TEAM	33.03
20 5-60-98-595-901	PGM SRV - GYMNASTIC TEAM	510.00
20 5-64-00-547	ELECTRIC-MCCASLIN FIELDS	1,617.15
20 5-64-00-556	MAINTENANCE CONTRACTS	20.00
20 5-64-00-562	REPAIR SERVICES	3,480.00
20 5-64-00-651	MINOR EQUIPMENT	4,870.97
20 5-64-00-664	REPAIR/MAINT MATERIALS	82.99
20 5-65-00-544	GAS	127.03
20 5-65-00-546	TELEPHONE/INTERNET	304.25
20 5-65-00-547	ELECTRIC	308.03
20 5-65-00-650	EQUIPMENT RENTAL	60.00
20 5-65-00-656	JANITORIAL SUPPLIES	67.09
20 5-65-00-664	REPAIR & MAINT SUPPLIES	428.47
20 5-65-00-802	FURNITURE/FIXTURES/EQUIPMENT	407.96
	** FUND TOTAL **	157,304.76
25 5-00-00-605	DONATIONS	1,800.00
25 5-00-00-651	MINOR EQUIPMENT	214.37
	** FUND TOTAL **	2,014.37
42 5-75-00-722	COMMUNITY PARK	382,020.60
	** FUND TOTAL **	382,020.60
-----		
	** TOTAL **	649,589.98

A C C O U N T S P A Y A B L E  
O P E N I T E M R E P O R T  
S U M M A R Y

\*DEPARTMENT TOTALS\*

DEPARTMENT	DEPARTMENT NAME	AMOUNT
10	NON-DEPARTMENTAL	106.00
10 00	ANCILLARY FUNDS	834.72
10 10	FINANCE/ADMINISTRATION	38,127.15
10 12	MARKETING/COMMUNICATION	2,632.21
10 15	PARKS	21,276.61
10 28	MAINTENANCE FACILITY	19,560.25
10 62	REGISTRATION SERVICES	1,396.66
	** FUND TOTAL **	83,933.60
11 00	CORP REPAIR & REPLACEMENT	24,316.65
	** FUND TOTAL **	24,316.65
20	NON-DEPARTMENTAL	1,875.02
20 12	MARKETING/COMMUNICATION	1,826.10
20 13	FOUNTAIN VIEW REC CENTER	37,821.64
20 14	CONCESSIONS	1,028.36
20 23	SIMKUS FACILITY	8,874.72
20 24	CORAL COVE	18,240.83
20 26	EVERGREEN GYM FACILITY	795.00
20 60	RECREATION	75,069.15
20 64	MCCASLIN FIELDS	10,071.11
20 65	MINIATURE GOLF	1,702.83
	** FUND TOTAL **	157,304.76
25 00	SPECIAL RECREATION	2,014.37
	** FUND TOTAL **	2,014.37
42 75	2021 CAPITAL IMPROVEMENTS	382,020.60
	** FUND TOTAL **	382,020.60
-----		
	** TOTAL **	649,589.98

0 ERRORS  
0 WARNINGS

SELECTION CRITERIA

-----

VENDOR SET: ALL  
 VENDOR: THRU ZZZZZZ  
 VENDOR CLASS: ALL  
 BANK CODES: Include: APBNK  
 1099 BOX: All  
 COMMENT CODES: All  
 HOLD STATUS: Both  
 AP BALANCE AS OF: 0/00/0000  
 ADVANCED SELECTION: YES

-----

ITEM SELECTION: PAID ITEMS  
 FUNDS: All  
 ACCOUNT RANGE: THRU ZZZZZZZZZZZZZZZZ  
 ITEM AMOUNT: 999,999,999.00CR THRU 999,999,999.00

-----

PRINT OPTIONS:

SEQUENCE: VENDOR NUMBER  
 REPORT TYPE: SUMMARY  
 SORT TRANSACTIONS BY DATE: NO  
 G/L ACCOUNTS/PROJECTS: YES  
 ONE VENDOR PER PAGE: NO  
 ONE DEPARTMENT PER PAGE: NO  
 PRINT STUB COMMENTS: NO  
 PRINT COMMENT CODES: None  
 PRINT W/ PO ONLY: NO

-----

DATE SELECTION:

PAYMENT DATE: 1/01/2024 THRU 1/31/2024  
 ITEM DATE: 0/00/0000 THRU 99/99/9999  
 POSTING DATE: 0/00/0000 THRU 99/99/9999

-----



**Quarterly Treasurer's Report**  
*Fiscal Year Ending December 31, 2023*  
Fourth Quarter

**Presented To:** Finance Committee and Park Commissioners

**From:** Lisa Scumaci, Director of Finance & IT



The following is the **Quarterly Treasurer's Report** for the Carol Stream Park District for the fourth quarter of fiscal year ending December 31, 2023.

### Current Fund Balance

**Refer to Chart A**

- The opening fund balances represent audited values.
- The ancillary funds (Paving, FICA, Audit, Liability, and IMRF) are charted as part of the Corporate Fund. The District is still required to 'levy' by fund, but will record and hold the dollars in one Corporate Fund.
- The fourth quarter **Combined Fund Balance is \$6,676,928**. This includes all operating, restricted use funds, the balance of the bond proceeds, capital, and repair & replacement dollars.
  - The fourth quarter ending fund balance for all **Operating Funds is \$4,844,082**. This compares favorably to the 2022 fourth quarter ending balance of \$3,943,210. Operating funds include:

<i>Corporate/Corporate R&amp;R</i>	<i>FICA</i>
<i>Recreation/Recreation R&amp;R</i>	<i>Audit</i>
<i>Paving &amp; Lighting</i>	<i>IMRF</i>
<i>Liability</i>	

- The **Year-to-Date (YTD) change in the Operating Fund Balance** from beginning balances reflects an increase of \$904,376; although less than, this is comparable to the fourth quarter increases of \$1,023,368 in 2022, and \$943,639 in 2021.
  - Fourth Quarter typically performs at a loss.
- Total **Capital Dollars** available are \$1,832,846.



Carol Stream Park District

(Chart A)

Current Fund Balance

4th Quarter - Fiscal Year Ending 12/31/23

	Corporate Fund (Includes Corp R&R, and Ancillary Funds)							Recreation		Restricted Use / Cap Exempt Funds					Total
	Admin Fund 10	Corp R&R Fund 11	Paving Fund 21	FICA Fund 22	Audit Fund 23	Liability Fund 24	IMRF Fund 26	Rec R&R Fund 12	Recreation Fund 20	Spec Rec Fund 25	Working Cash Fund 29	Bond & Int Fund 30	Technology Fund 34	Capital Fund 42	
<b>1/1/23 Bal: By Fund</b>	\$ 1,283,310	\$ 138,727	\$ 113,877	\$ 129,313	\$ 14,608	\$ 202,831	\$ 152,037	\$ 540,677	\$ 1,364,326	\$ 97,168	\$ 100,000	\$ 1,543,943	\$ 50,913	\$ 2,563,395.66	\$ 8,295,126
<b>1/1/23 Bal: Combined Funds</b>	\$ 2,034,704							\$ 1,905,002							
Fund Balance	\$ 1,895,977	\$ 138,727						\$ 540,677	\$ 1,364,326	\$ 97,168	\$ 100,000	\$ 1,543,943	\$ 50,913	\$ 2,563,396	\$ 8,295,126
January Net	\$ (145,397)	\$ 2,130	\$ -	\$ -	\$ -	\$ -	\$ -	\$ 3,531	\$ 96,973	\$ (4,341)	\$ -	\$ -	\$ (1,487)	\$ (17,877)	\$ (66,466)
<b>Fund Balance 1/31</b>	\$ 1,750,580	\$ 140,857	\$ -	\$ -	\$ -	\$ -	\$ -	\$ 544,208	\$ 1,461,299	\$ 92,827	\$ 100,000	\$ 1,543,943	\$ 49,426	\$ 2,545,519	\$ 8,228,659
February Net	\$ (212,203)	\$ 5,125	\$ -	\$ -	\$ -	\$ -	\$ -	\$ 6,653	\$ (23,542)	\$ (1,205)	\$ -	\$ -	\$ (872)	\$ (35,460)	\$ (261,505)
<b>Fund Balance 2/28</b>	\$ 1,538,377	\$ 145,982	\$ -	\$ -	\$ -	\$ -	\$ -	\$ 550,861	\$ 1,437,757	\$ 91,622	\$ 100,000	\$ 1,543,943	\$ 48,554	\$ 2,510,059	\$ 7,967,155
March Net	\$ (224,231)	\$ 1,134	\$ -	\$ -	\$ -	\$ -	\$ -	\$ (11,926)	\$ (187,614)	\$ (3,263)	\$ -	\$ (4,070)	\$ (2,539)	\$ (26,851)	\$ (459,360)
<b>Fund Balance 3/31</b>	\$ 1,314,146	\$ 147,116	\$ -	\$ -	\$ -	\$ -	\$ -	\$ 538,934	\$ 1,250,143	\$ 88,359	\$ 100,000	\$ 1,539,873	\$ 46,014	\$ 2,483,208	\$ 7,507,795
April Net	\$ (182,379)	\$ 2,242	\$ -	\$ -	\$ -	\$ -	\$ -	\$ 8,410	\$ 36,583	\$ (4,489)	\$ -	\$ (640,799)	\$ (111)	\$ (41,953)	\$ (822,497)
<b>Fund Balance 4/30</b>	\$ 1,131,767	\$ 149,358	\$ -	\$ -	\$ -	\$ -	\$ -	\$ 547,344	\$ 1,286,725	\$ 83,871	\$ 100,000	\$ 899,074	\$ 45,903	\$ 2,441,255	\$ 6,685,298
May Net	\$ (1,478)	\$ 5,006	\$ -	\$ -	\$ -	\$ -	\$ -	\$ 34,790	\$ 85,532	\$ 26,252	\$ -	\$ 443,922	\$ (942)	\$ (121,547)	\$ 471,535
<b>Fund Balance 5/31</b>	\$ 1,130,289	\$ 154,364	\$ -	\$ -	\$ -	\$ -	\$ -	\$ 582,135	\$ 1,372,258	\$ 110,123	\$ 100,000	\$ 1,342,996	\$ 44,961	\$ 2,319,708	\$ 7,156,833
June Net	\$ 1,040,005	\$ 17,445	\$ -	\$ -	\$ -	\$ -	\$ -	\$ 11,122	\$ 725,845	\$ 129,216	\$ -	\$ 2,225,918	\$ (7,650)	\$ (173,355)	\$ 3,968,546
<b>Fund Balance 6/30</b>	\$ 2,170,294	\$ 171,809	\$ -	\$ -	\$ -	\$ -	\$ -	\$ 593,257	\$ 2,098,103	\$ 239,338	\$ 100,000	\$ 3,568,914	\$ 37,311	\$ 2,146,353	\$ 11,125,379
July Net	\$ (211,720)	\$ 3,285	\$ -	\$ -	\$ -	\$ -	\$ -	\$ 9,795	\$ 39,191	\$ (48,851)	\$ -	\$ 68,430	\$ (8,206)	\$ (135,748)	\$ (283,823)
<b>Fund Balance 7/31</b>	\$ 1,958,575	\$ 175,094	\$ -	\$ -	\$ -	\$ -	\$ -	\$ 603,052	\$ 2,137,294	\$ 190,487	\$ 100,000	\$ 3,637,344	\$ 29,105	\$ 2,010,605	\$ 10,841,556
August Net	\$ (24,527)	\$ 4,122	\$ -	\$ -	\$ -	\$ -	\$ -	\$ 10,130	\$ (164,088)	\$ 39,730	\$ -	\$ 354,450	\$ -	\$ 203,394	\$ 423,211
<b>Fund Balance 8/31</b>	\$ 1,934,047	\$ 179,216	\$ -	\$ -	\$ -	\$ -	\$ -	\$ 613,182	\$ 1,973,205	\$ 230,218	\$ 100,000	\$ 3,991,794	\$ 29,105	\$ 2,214,000	\$ 11,264,767
September Net	\$ 801,570	\$ 15,325	\$ -	\$ -	\$ -	\$ -	\$ -	\$ 3,127	\$ 331,939	\$ 94,000	\$ -	\$ 2,133,035	\$ (6,460)	\$ (65,212)	\$ 3,307,324
<b>Fund Balance 9/30</b>	\$ 2,735,617	\$ 194,541	\$ -	\$ -	\$ -	\$ -	\$ -	\$ 616,309	\$ 2,305,144	\$ 324,218	\$ 100,000	\$ 6,124,829	\$ 22,645	\$ 2,148,787	\$ 14,572,091
October Net	\$ (204,919)	\$ (270)	\$ -	\$ -	\$ -	\$ -	\$ -	\$ 22,219	\$ 3,278	\$ (70,809)	\$ -	\$ (4,249,727)	\$ (8,818)	\$ (71,625)	\$ (4,580,671)
<b>Fund Balance 10/31</b>	\$ 2,530,698	\$ 194,272	\$ -	\$ -	\$ -	\$ -	\$ -	\$ 638,528	\$ 2,308,422	\$ 253,409	\$ 100,000	\$ 1,875,102	\$ 13,826	\$ 2,077,162	\$ 9,991,420
November Net	\$ (264,046)	\$ (1,476)	\$ -	\$ -	\$ -	\$ -	\$ -	\$ (2,925)	\$ (112,153)	\$ (1,171)	\$ -	\$ 27,308	\$ -	\$ (227,310)	\$ (581,774)
<b>Fund Balance 11/30</b>	\$ 2,266,652	\$ 192,795	\$ -	\$ -	\$ -	\$ -	\$ -	\$ 635,603	\$ 2,196,269	\$ 252,238	\$ 100,000	\$ 1,902,410	\$ 13,826	\$ 1,849,852	\$ 9,409,646
December Net	\$ (236,391)	\$ 545	\$ -	\$ -	\$ -	\$ -	\$ -	\$ 34,619	\$ (246,011)	\$ (277,868)	\$ -	\$ (321,294)	\$ (13,826)	\$ (1,672,492)	\$ (2,732,718)
<b>YTD Fund Balance</b>	\$ 2,030,261	\$ 193,341	\$ -	\$ -	\$ -	\$ -	\$ -	\$ 670,223	\$ 1,950,258	\$ (25,629)	\$ 100,000	\$ 1,581,115	\$ -	\$ 177,360	\$ 6,676,928
	<b>Corporate/CorpR&amp;R/Ancillary</b>							<b>Recreation/RecR&amp;R</b>							
<b>YTD Combined Fund Balance:</b>	\$ 2,223,602							\$ 2,620,480							
<b>Budgeted End Bal - Sub-Funds</b>	\$ 1,483,111	\$ 165,527	\$ 69,767	\$ 109,262	\$ 10,128	\$ 152,268	\$ 135,134	\$ 563,077	\$ 1,396,780	\$ 104,343	\$ 100,000	\$ 1,538,699	\$ 27,677	\$ 2,094,876	\$ 7,950,650
<b>Budgeted Ending Balances - Total Funds</b>	\$ 2,125,198							\$ 1,959,857		\$ 104,343	\$ 100,000	\$ 1,538,699	\$ 27,677	\$ 2,094,876	\$ 7,950,650
Target of 5/12	\$ 997,706	\$ 200,000	per plans	\$ 137,521	\$ 9,908	\$ 79,401	\$ 129,960	\$ 500,000	\$ 2,420,035	per plans	\$ 100,000	per debt	n/a	n/a	
	Fund 10	Fund 11	Fund 21	Fund 22	Fund 23	Fund 24	Fund 26	Fund 12	Fund 20	Fund 25	Fund 29	Fund 30	Fund 34	Fund 42	

\* Target Balance for Combined Corporate and Ancillary Funds is: \$ 1,554,496

Operating Fund Beg Balance: \$ 3,939,706  
 Operating Fund End Balance: \$ 4,844,082  
 Change in Operating Balance: \$ 904,376

**Year-to-Date (YTD) Revenues and Expenses – Monthly Comparison – ALL FUNDS****Refer to Chart B**

- This chart includes revenue, expense and net performance totals for ALL FUNDS – therefore, operating dollars, capital dollars, cap-exempt (bond & interest dollars), and special recreation dollars are included in the totals.
- Not all funds have the same goals or ‘targets’. Capital funds (specifically bond proceeds) are intentionally spent down and will result in a negative net.
- **Fourth Quarter net performance including all funds is \$(7,895,163)**
  - Fourth quarter performance is typically negative.
  - Fourth quarter spending includes bond payments totaling \$4,651,848.75 (see also Chart E).
  - Performance is similar to 2022, with capital spending increasing during the fourth quarter in 2023.
- **First-Fourth Quarter net performance including all funds is \$(1,618,197).**
  - First-fourth quarter net performance in 2022 was \$(284,942).
  - First-fourth quarter net performance in 2021 was \$3,875,322.
  - Comparison is skewed because of the 2021 Bond Issue.



**Carol Stream Park District**  
**YTD Revenue & Expense - Monthly Comparison**  
**4th Quarter - Fiscal Year Ending 12/31/23**

**(Chart B)**

ALL FUNDS - Corresponds to Chart B-1

Fiscal Year		1st Quarter	2nd Quarter	First Half	3rd Quarter	1st-3rd Quarter				4th Quarter	YTD
		Totals	Totals	Totals	Totals	Totals	October	November	December	Totals	TOTAL
2014	Revenue	\$ 2,520,518	\$ 5,061,623	\$ 7,582,140	\$ 4,588,061	\$ 12,170,201	\$ 569,851	\$ 228,156	\$ 1,536,478	\$ 2,334,484	\$ 14,504,685
	Expense	\$ 2,705,877	\$ 3,211,570	\$ 5,917,447	\$ 4,404,267	\$ 10,321,713	\$ 3,108,611	\$ 1,023,155	\$ 1,544,739	\$ 5,676,505	\$ 15,998,218
	Net	\$ (185,359)	\$ 1,850,053	\$ 1,664,694	\$ 183,794	\$ 1,848,488	\$ (2,538,761)	\$ (794,999)	\$ (8,262)	\$ (3,342,021)	\$ (1,493,533)
2015	Revenue	\$ 1,581,176	\$ 5,604,998	\$ 7,186,174	\$ 4,806,492	\$ 11,992,666	\$ 582,171	\$ 277,752	\$ 419,368	\$ 1,279,291	\$ 13,271,957
	Expense	\$ 2,116,310	\$ 3,213,738	\$ 5,330,048	\$ 3,281,917	\$ 8,611,965	\$ 2,947,763	\$ 703,023	\$ 1,547,519	\$ 5,198,304	\$ 13,810,269
	Net	\$ (535,134)	\$ 2,391,260	\$ 1,856,126	\$ 1,524,575	\$ 3,380,701	\$ (2,365,592)	\$ (425,271)	\$ (1,128,151)	\$ (3,919,013)	\$ (538,312)
2016	Revenue	\$ 1,460,617	\$ 5,532,006	\$ 6,992,623	\$ 4,724,822	\$ 11,717,445	\$ 530,138	\$ 331,792	\$ 447,154	\$ 1,309,084	\$ 13,026,529
	Expense	\$ 1,979,005	\$ 3,297,933	\$ 5,276,938	\$ 3,577,429	\$ 8,854,367	\$ 3,216,861	\$ 599,969	\$ 1,752,602	\$ 5,569,431	\$ 14,423,798
	Net	\$ (518,388)	\$ 2,234,073	\$ 1,715,685	\$ 1,147,393	\$ 2,863,078	\$ (2,686,723)	\$ (268,177)	\$ (1,305,448)	\$ (4,260,347)	\$ (1,397,269)
2017	Revenue	\$ 992,937	\$ 5,948,022	\$ 6,940,959	\$ 5,396,347	\$ 12,337,306	\$ 561,464	\$ 344,067	\$ 337,724	\$ 1,243,254	\$ 13,580,560
	Expense	\$ 1,949,971	\$ 3,673,264	\$ 5,623,235	\$ 2,937,513	\$ 8,560,748	\$ 3,590,723	\$ 681,701	\$ 1,329,888	\$ 5,602,312	\$ 14,163,060
	Net	\$ (957,034)	\$ 2,274,759	\$ 1,317,724	\$ 2,458,834	\$ 3,776,558	\$ (3,029,259)	\$ (337,634)	\$ (992,164)	\$ (4,359,058)	\$ (582,500)
2018	Revenue	\$ 1,031,725	\$ 6,207,035	\$ 7,238,761	\$ 5,388,057	\$ 12,626,817	\$ 734,529	\$ 302,297	\$ 312,312	\$ 1,349,138	\$ 13,975,955
	Expense	\$ 1,797,510	\$ 3,347,702	\$ 5,145,212	\$ 2,598,391	\$ 7,743,603	\$ 3,836,293	\$ 886,387	\$ 1,294,280	\$ 6,016,961	\$ 13,760,564
	Net	\$ (765,785)	\$ 2,859,333	\$ 2,093,548	\$ 2,789,666	\$ 4,883,214	\$ (3,101,765)	\$ (584,090)	\$ (981,968)	\$ (4,667,823)	\$ 215,391
2019	Revenue	\$ 1,048,303	\$ 6,199,885	\$ 7,248,188	\$ 5,795,670	\$ 13,043,858	\$ 751,262	\$ 398,227	\$ 292,524	\$ 1,442,013	\$ 14,485,871
	Expense	\$ 1,679,997	\$ 3,831,956	\$ 5,511,953	\$ 2,852,295	\$ 8,364,248	\$ 4,054,186	\$ 987,234	\$ 1,313,561	\$ 6,354,980	\$ 14,719,228
	Net	\$ (631,694)	\$ 2,367,929	\$ 1,736,235	\$ 2,943,375	\$ 4,679,610	\$ (3,302,924)	\$ (589,007)	\$ (1,021,036)	\$ (4,912,967)	\$ (233,357)
2020	Revenue	\$ 1,018,997	\$ 4,990,270	\$ 6,009,267	\$ 4,939,804	\$ 10,949,072	\$ 444,638	\$ 170,983	\$ 210,698	\$ 826,318	\$ 11,775,390
	Expense	\$ 1,648,893	\$ 2,332,723	\$ 3,981,616	\$ 1,748,726	\$ 5,730,341	\$ 4,560,897	\$ 540,815	\$ 1,038,855	\$ 6,140,567	\$ 11,870,908
	Net	\$ (629,896)	\$ 2,657,547	\$ 2,027,652	\$ 3,191,078	\$ 5,218,730	\$ (4,116,259)	\$ (369,832)	\$ (828,157)	\$ (5,314,248)	\$ (95,518)
2021	Revenue	\$ 510,793	\$ 9,500,949	\$ 10,011,742	\$ 5,675,819	\$ 15,687,561	\$ 433,491	\$ 282,091	\$ 237,230	\$ 952,812	\$ 16,640,373
	Expense	\$ 1,198,200	\$ 2,705,855	\$ 3,904,055	\$ 2,450,729	\$ 6,354,784	\$ 4,190,373	\$ 1,095,623	\$ 1,124,271	\$ 6,410,267	\$ 12,765,051
	Net	\$ (687,407)	\$ 6,795,094	\$ 6,107,687	\$ 3,225,090	\$ 9,332,777	\$ (3,756,882)	\$ (813,531)	\$ (887,042)	\$ (5,457,455)	\$ 3,875,322
2022	Revenue	\$ 741,740	\$ 7,759,627	\$ 8,501,367	\$ 6,031,371	\$ 14,532,738	\$ 622,736	\$ 366,326	\$ 340,805	\$ 1,329,867	\$ 15,862,604
	Expense	\$ 1,524,154	\$ 3,489,412	\$ 5,013,566	\$ 2,908,450	\$ 7,922,016	\$ 5,540,936	\$ 1,404,792	\$ 1,279,802	\$ 8,225,530	\$ 16,147,546
	Net	\$ (782,414)	\$ 4,270,215	\$ 3,487,801	\$ 3,122,920	\$ 6,610,721	\$ (4,918,200)	\$ (1,038,466)	\$ (938,997)	\$ (6,895,663)	\$ (284,942)
2023	Revenue	\$ 1,174,944	\$ 7,475,911	\$ 8,650,855	\$ 6,867,687	\$ 15,518,542	\$ 610,320	\$ 353,930	\$ 689,598	\$ 1,653,849	\$ 17,172,391
	Expense	\$ 1,962,275	\$ 3,858,327	\$ 5,820,602	\$ 3,420,975	\$ 9,241,577	\$ 5,190,991	\$ 935,704	\$ 3,422,316	\$ 9,549,012	\$ 18,790,589
	Net	\$ (787,331)	\$ 3,617,585	\$ 2,830,253	\$ 3,446,712	\$ 6,276,965	\$ (4,580,671)	\$ (581,774)	\$ (2,732,718)	\$ (7,895,163)	\$ (1,618,197)





## Year-to-Date (YTD) Revenue and Expenses Compared to Budget – ALL FUNDS

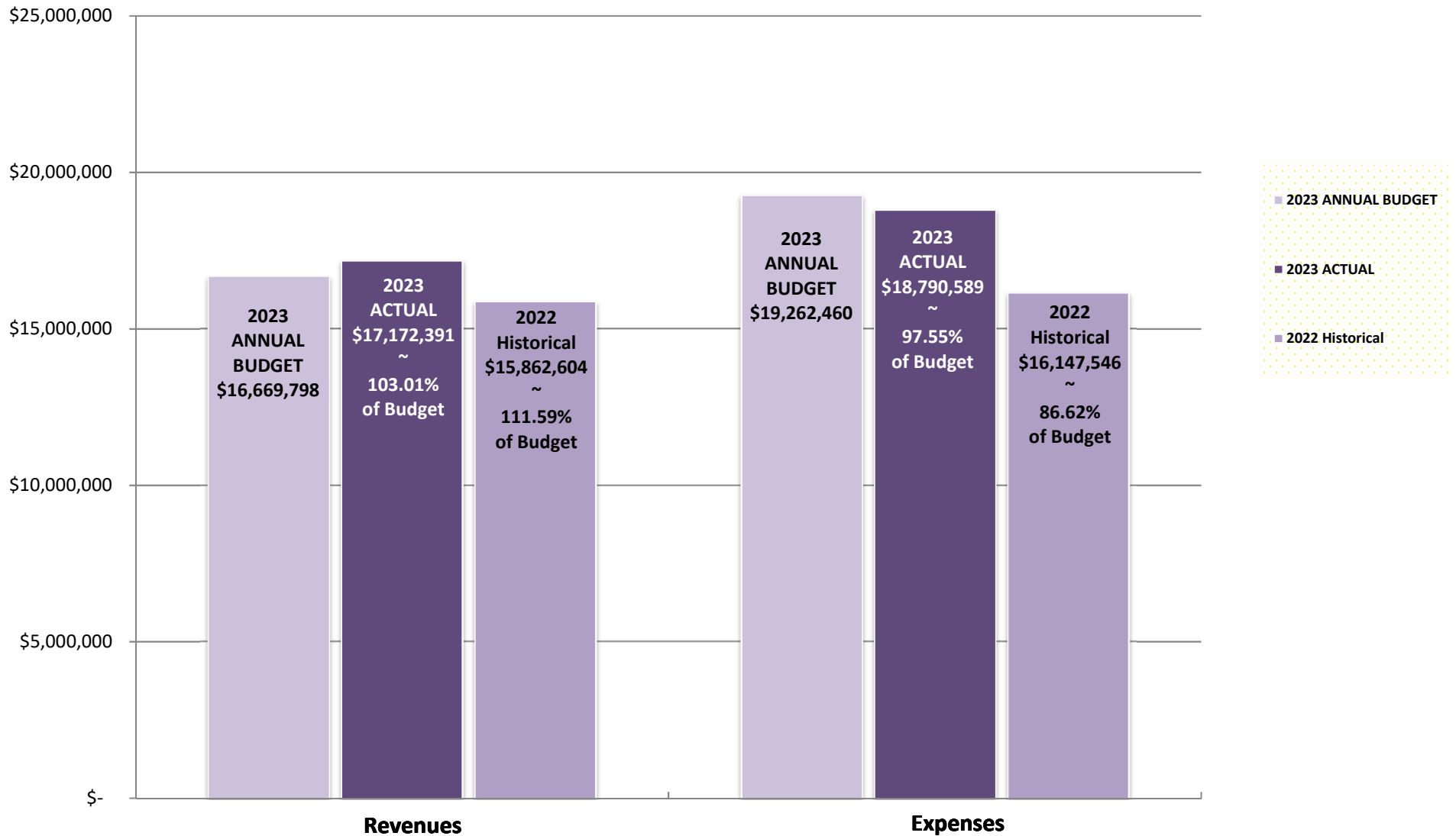
*Refer to Chart B-1*

- Similar to the spreadsheet in Chart B, this chart includes Year-to-Date performance compared to budget and includes ALL FUNDS. It also provides the percentage (%) of the budget. Comparative information for 2022 is included for reference.
- This chart reflects Operating, Capital, Cap-Exempt, and Special Recreation revenues and expenses.
- 2023 Year-to-Date revenue is 103.01% of the annual budget, with expenses at 97.55% of the annual budget.
  - 2022 Year-to-Date Revenue was 111.59% of budget, and expenses were 86.62% of budget.
  - Capital project budgeted spending has resumed (Community Park).



**Carol Stream Park District**  
**YTD Revenue & Expense as % of Budget**  
**4th Quarter - Fiscal Year Ending 12/31/23**  
**ALL FUNDS**

*(Chart B-1)*



**Year-to-Date (YTD) Revenue and Expenses – Monthly Comparison – OPERATING FUNDS****Refer to Chart C**

- This chart includes **current and historical revenue, expense, and net performance for Operating Funds:**
  - Corporate
  - Corporate Repair & Replacement
  - Recreation Repair & Replacement
  - Recreation
  - Paving & Lighting
  - FICA
  - Audit
  - Liability
  - IMRF
  
- **Fourth Quarter net performance for Operating Funds is \$(1,007,530)**
  - The fourth quarter typically nets negative performance.
  - Fourth quarter performance is typical, yet more than 2022 and similar to 2021.
  
- **First-Fourth Quarter net performance for Operating Funds is \$904,376.**
  - First-fourth quarter net performance in 2022 was \$1,023,368.
  - First-fourth quarter net performance in 2021 was \$943,639.
  
  - ✓ Consumer confidence remains steady.
  - ✓ Strong performance of key revenue generating areas.
  - ✓ Continued stringent cost control measures.
  - ✓ Additional repairs and small projects were done due to strong year end projections.



**Carol Stream Park District**  
**YTD Revenues & Expense - Monthly Comparisons**  
**4th Quarter - Fiscal Year Ending 12/31/2023**

*(Chart C)*

OPERATING FUNDS - Corresponds to Charts C-1, C-2, C-3

Fiscal Year	1st Quarter Totals	2nd Quarter Totals	First Half Totals	First Half % of Annual Budget	3rd Quarter Totals	October	November	December	4th Quarter Totals	1st-4th Qtr Totals	1st-4th Qtrs % of Annual Budget	Annual Operating Budget	
2014	Revenue	\$ 1,444,219	\$ 2,990,258	\$ 4,434,477	53.0%	\$ 2,729,520	\$ 337,437	\$ 188,288	\$ 501,809	\$ 1,027,533	\$ 8,191,531	97.9%	\$ 8,363,776
	Expense	\$ 1,800,027	\$ 1,979,168	\$ 3,779,196	45.3%	\$ 2,457,460	\$ 649,345	\$ 460,169	\$ 968,287	\$ 2,077,801	\$ 8,314,456	99.6%	\$ 8,348,073
	Net	\$ (355,808)	\$ 1,011,089	\$ 655,281		\$ 272,060	\$ (311,908)	\$ (271,881)	\$ (466,478)	\$ (1,050,267)	\$ (122,926)		\$ 15,703
2015	Revenue	\$ 1,580,635	\$ 3,379,033	\$ 4,959,668	59.0%	\$ 2,808,561	\$ 346,043	\$ 92,513	\$ 182,483	\$ 621,039	\$ 8,389,269	99.8%	\$ 8,404,925
	Expense	\$ 1,787,216	\$ 2,139,735	\$ 3,926,952	46.8%	\$ 2,457,156	\$ 618,250	\$ 564,141	\$ 743,866	\$ 1,926,258	\$ 8,310,366	99.0%	\$ 8,393,568
	Net	\$ (206,581)	\$ 1,239,298	\$ 1,032,716		\$ 351,405	\$ (272,207)	\$ (471,628)	\$ (561,383)	\$ (1,305,218)	\$ 78,903		\$ 11,357
2016	Revenue	\$ 1,455,155	\$ 3,114,762	\$ 4,569,917	54.1%	\$ 2,637,240	\$ 413,851	\$ 290,927	\$ 273,039	\$ 977,817	\$ 8,184,973	96.8%	\$ 8,452,124
	Expense	\$ 1,665,103	\$ 1,803,999	\$ 3,469,102	41.1%	\$ 2,556,806	\$ 605,861	\$ 547,603	\$ 781,577	\$ 1,935,041	\$ 7,960,948	94.2%	\$ 8,448,387
	Net	\$ (209,948)	\$ 1,310,764	\$ 1,100,815		\$ 80,434	\$ (192,010)	\$ (256,676)	\$ (508,538)	\$ (957,225)	\$ 224,025		\$ 3,737
2017	Revenue	\$ 985,131	\$ 3,366,856	\$ 4,351,988	51.1%	\$ 3,063,935	\$ 484,328	\$ 310,199	\$ 301,675	\$ 1,096,203	\$ 8,512,125	99.9%	\$ 8,524,852
	Expense	\$ 1,708,453	\$ 2,096,096	\$ 3,804,549	44.2%	\$ 2,345,189	\$ 633,745	\$ 584,640	\$ 823,748	\$ 2,042,134	\$ 8,191,871	95.1%	\$ 8,614,925
	Net	\$ (723,322)	\$ 1,270,761	\$ 547,439		\$ 718,746	\$ (149,417)	\$ (274,440)	\$ (522,074)	\$ (945,931)	\$ 320,254		\$ (90,073)
2018	Revenue	\$ 1,023,845	\$ 3,407,818	\$ 4,431,663	52.0%	\$ 3,115,869	\$ 527,692	\$ 278,587	\$ 288,351	\$ 1,094,630	\$ 8,642,163	101.3%	\$ 8,530,595
	Expense	\$ 1,665,262	\$ 2,165,679	\$ 3,830,941	43.8%	\$ 2,205,213	\$ 629,091	\$ 770,017	\$ 724,289	\$ 2,123,397	\$ 8,159,551	93.3%	\$ 8,746,759
	Net	\$ (641,417)	\$ 1,242,139	\$ 600,722		\$ 910,657	\$ (101,399)	\$ (491,429)	\$ (435,938)	\$ (1,028,766)	\$ 482,612		\$ (216,164)
2019	Revenue	\$ 1,031,330	\$ 3,438,917	\$ 4,470,248	51.0%	\$ 3,154,418	\$ 510,352	\$ 334,409	\$ 285,368	\$ 1,130,129	\$ 8,754,795	99.8%	\$ 8,770,170
	Expense	\$ 1,560,257	\$ 2,291,653	\$ 3,851,911	45.3%	\$ 2,289,592	\$ 635,242	\$ 857,961	\$ 725,935	\$ 2,219,138	\$ 8,360,641	98.4%	\$ 8,494,828
	Net	\$ (528,927)	\$ 1,147,264	\$ 618,337		\$ 864,826	\$ (124,890)	\$ (523,552)	\$ (440,567)	\$ (1,089,009)	\$ 394,154		\$ 275,342
2020	Revenue	\$ 1,005,907	\$ 2,114,520	\$ 3,120,427	34.2%	\$ 2,379,617	\$ 237,574	\$ 138,861	\$ 173,274	\$ 549,709	\$ 6,049,752	66.4%	\$ 9,114,321
	Expense	\$ 1,589,896	\$ 1,115,594	\$ 2,705,490	30.4%	\$ 1,457,462	\$ 638,799	\$ 518,521	\$ 565,743	\$ 1,723,063	\$ 5,886,016	66.0%	\$ 8,911,720
	Net	\$ (583,989)	\$ 998,925	\$ 414,936		\$ 922,155	\$ (401,225)	\$ (379,661)	\$ (392,469)	\$ (1,173,355)	\$ 163,736		\$ 202,601
2021	Revenue	\$ 483,818	\$ 3,096,471	\$ 3,580,288	52.4%	\$ 3,134,603	\$ 393,472	\$ 255,121	\$ 216,036	\$ 864,629	\$ 7,579,520	110.9%	\$ 6,832,856
	Expense	\$ 1,071,398	\$ 1,776,161	\$ 2,847,559	42.1%	\$ 1,881,839	\$ 694,079	\$ 533,381	\$ 679,025	\$ 1,906,484	\$ 6,635,882	98.1%	\$ 6,766,380
	Net	\$ (587,580)	\$ 1,320,310	\$ 732,730		\$ 1,252,765	\$ (300,607)	\$ (278,260)	\$ (462,989)	\$ (1,041,856)	\$ 943,639		\$ 66,476
2022	Revenue	\$ 848,554	\$ 3,797,981	\$ 4,646,535	57.2%	\$ 3,266,837	\$ 577,366	\$ 309,177	\$ 288,499	\$ 1,175,042	\$ 9,088,414	111.9%	\$ 8,121,516
	Expense	\$ 1,405,363	\$ 2,248,082	\$ 3,653,445	46.1%	\$ 2,481,771	\$ 659,546	\$ 570,417	\$ 699,866	\$ 1,929,830	\$ 8,065,046	101.7%	\$ 7,930,019
	Net	\$ (556,809)	\$ 1,549,898	\$ 993,089		\$ 785,066	\$ (82,180)	\$ (261,240)	\$ (411,367)	\$ (754,787)	\$ 1,023,368		\$ 191,497
2023	Revenue	\$ 1,138,577	\$ 4,177,316	\$ 5,315,894	56.3%	\$ 3,754,164	\$ 550,833	\$ 313,050	\$ 431,091	\$ 1,294,975	\$ 10,365,032	109.7%	\$ 9,444,278
	Expense	\$ 1,827,944	\$ 2,394,193	\$ 4,222,137	46.0%	\$ 2,936,014	\$ 730,525	\$ 693,651	\$ 878,329	\$ 2,302,504	\$ 9,460,656	103.0%	\$ 9,183,818
	Net	\$ (689,367)	\$ 1,783,123	\$ 1,093,756		\$ 818,149	\$ (179,692)	\$ (380,600)	\$ (447,238)	\$ (1,007,530)	\$ 904,376		\$ 260,460

10 - Corporate & All Ancillary Funds: P&L, FICA, Audit, Liability, IMRF  
11 - Corporate Repair & Replacement  
12 - Recreation Repair & Replacement  
20 - Recreation

**Year-to-Date (YTD) Revenue and Expenses as a % of Budget – OPERATING FUNDS****Refer to Chart C-1**

- This chart compliments the preceding spreadsheet, and reflects revenue and expenses for Operating Funds.
  - YTD revenues are \$10,365,032 and represent 109.7% of the annual budget.
  - YTD expenses are \$9,460,656 and represent 103.0% of the annual budget.

**Year-to-Date (YTD) Revenue and Expenses as a % of Budget - 5 Year History – OPERATING FUNDS****Refer to Chart C-2**

- This chart reflects revenue and expenses for Operating Funds through the fourth quarter as a percentage of budget.
- As the annual budget targets vary from year to year, so does percentage of performance; it should not be considered the only tool for measuring performance.

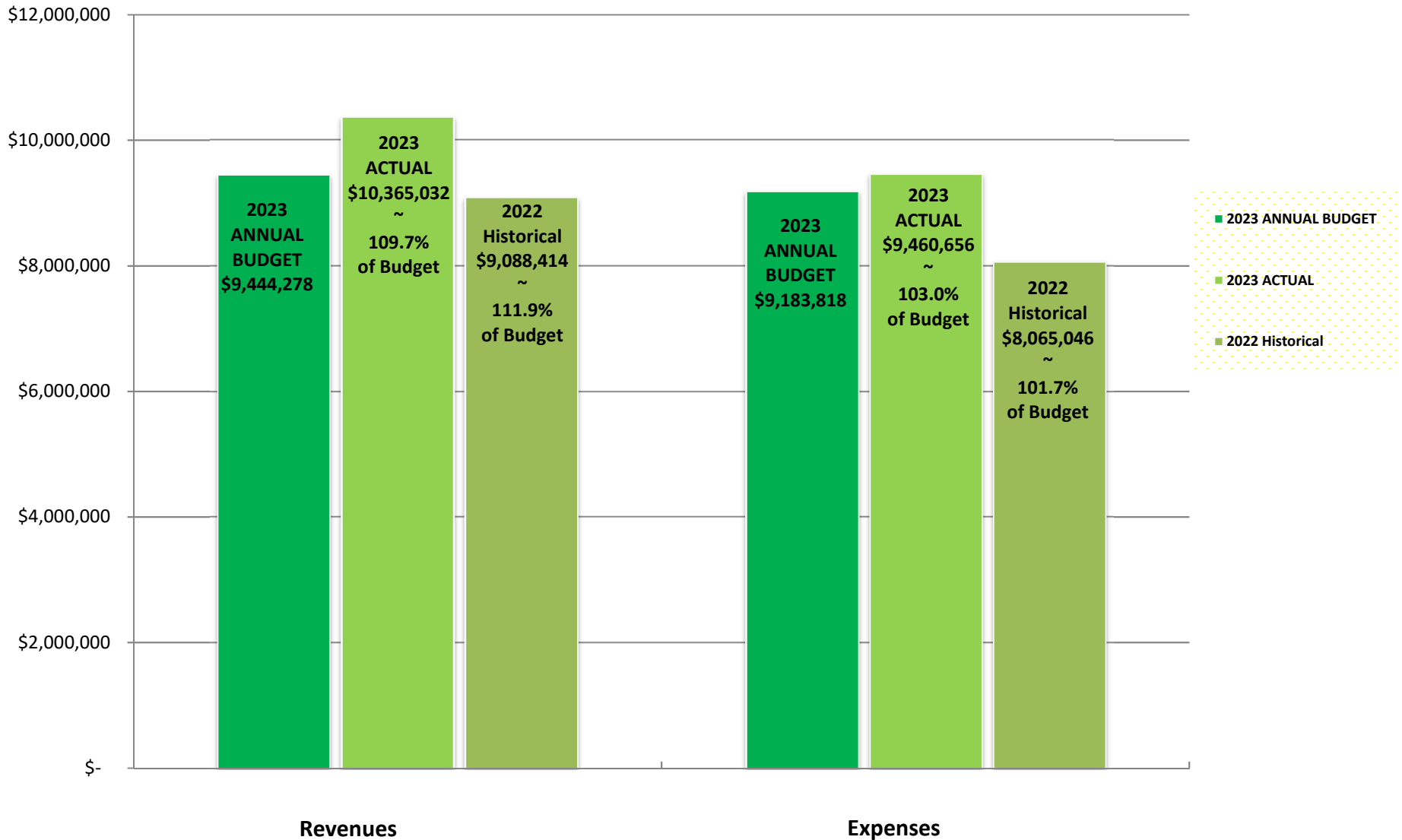
**Net Performance - 5 Year History – OPERATING FUNDS (4th Quarter vs. 1<sup>st</sup>- 4<sup>th</sup> Quarter)****Refer to Chart C-3**

- This chart reflects NET performance for Operating Funds for the 4th quarter, as well as the 1<sup>st</sup> through 4<sup>th</sup> quarters of the fiscal year.
- The chart on the left includes a 5 year history of net performance for the fourth quarter only (October-December).
- The chart on the right includes a 5 year history of net performance through the fourth quarter (January –December).



**Carol Stream Park District**  
**YTD Revenue & Expense as a % Budget**  
**4th Quarter - Fiscal Year Ending 12/31/23**  
**OPERATING FUNDS**

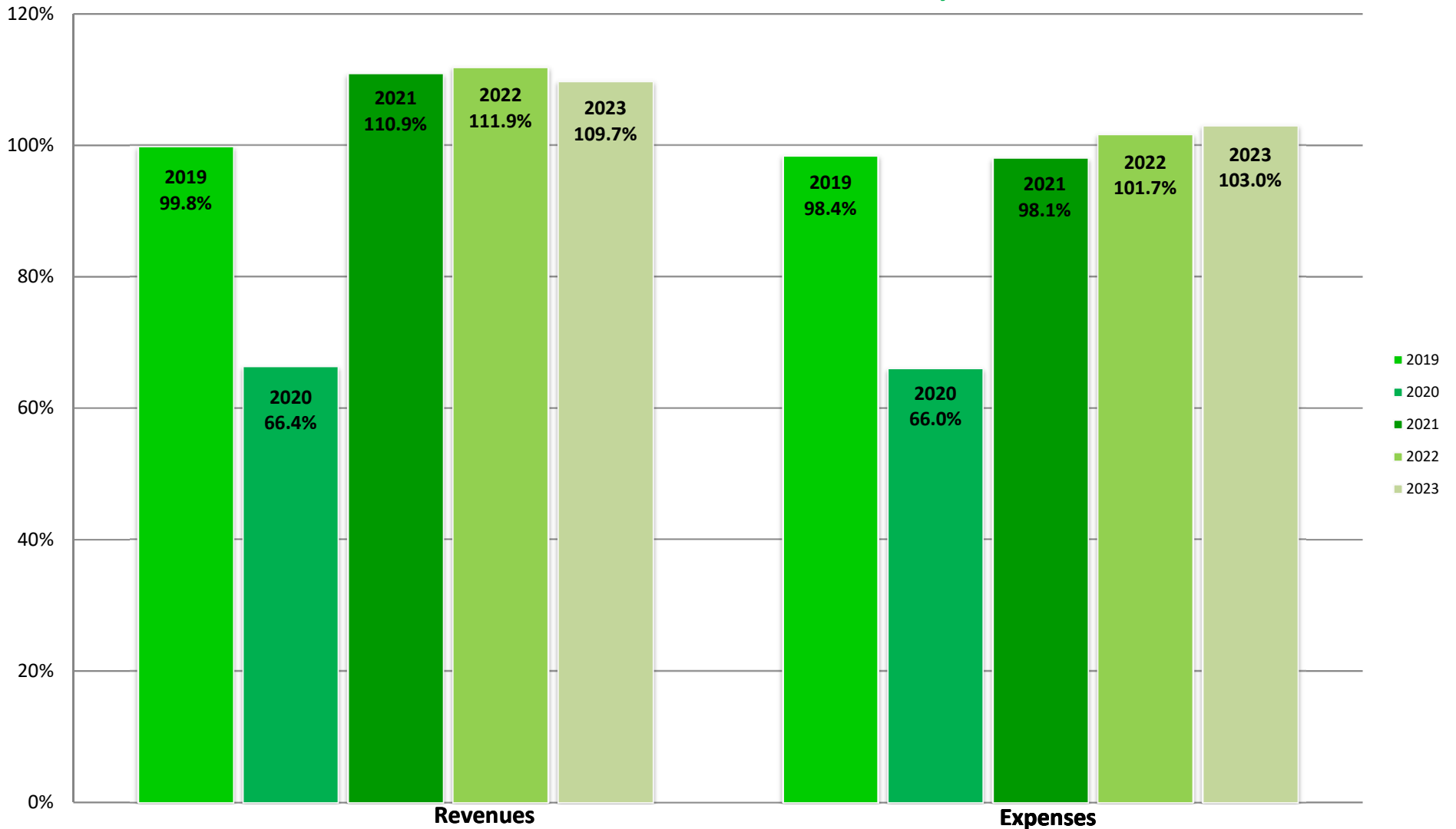
*(Chart C-1)*





**Carol Stream Park District**  
**YTD Revenue & Expense as a % of Budget**  
**4th Quarter - Fiscal Year Ending 12/31/23**  
**OPERATING FUNDS - 5-Year History**

*(Chart C-2)*



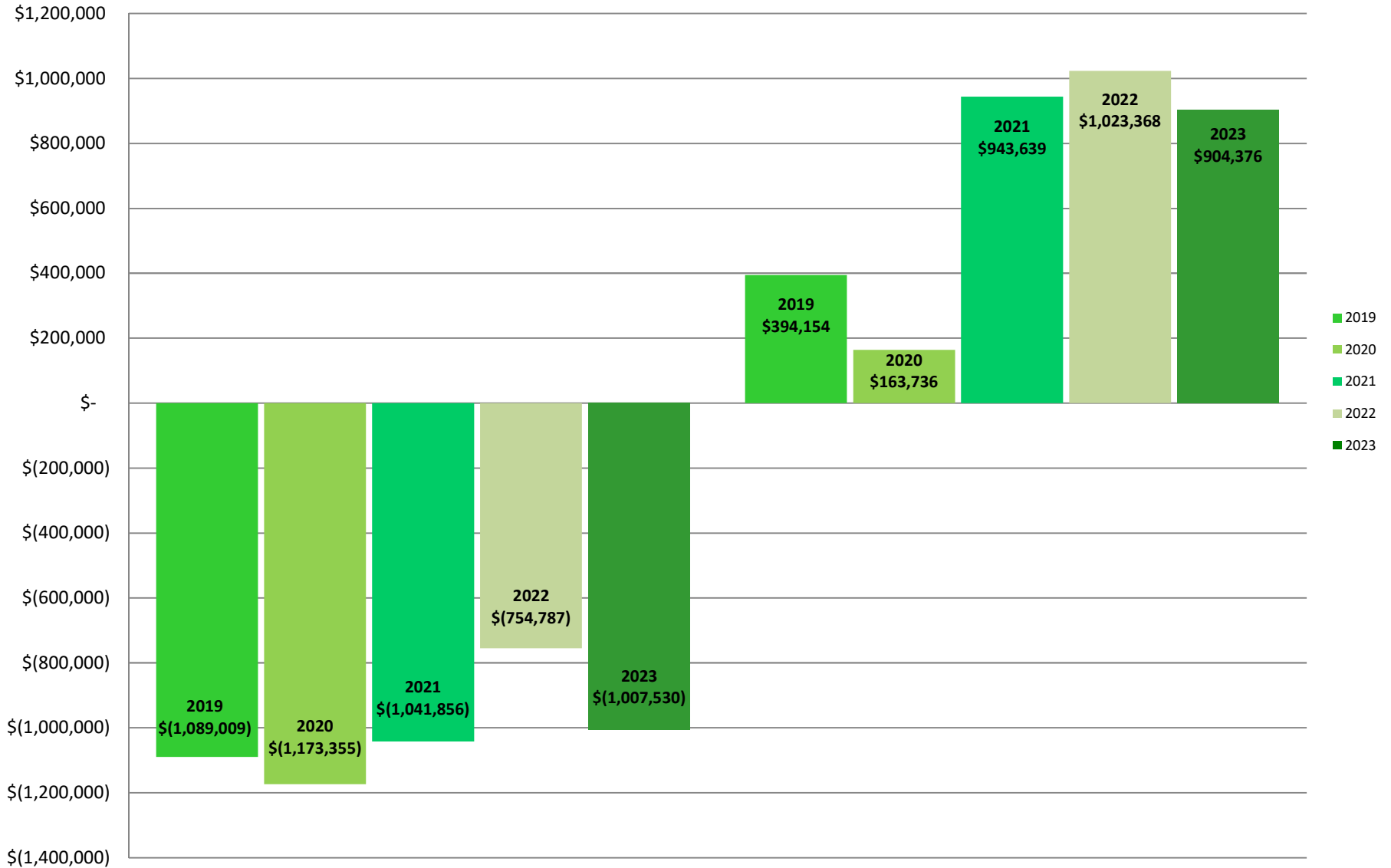


# Carol Stream Park District Net Performance

(Chart C-3)

4th Quarter vs. 1st THRU 4th YTD - Fiscal Year Ending 12/31/23

OPERATING FUNDS - 5 Year History





**Year-to-Date (YTD) Revenue and Expenses – Monthly Comparison – RECREATION FUND****Refer to Chart D**

This chart includes revenue, expense, and net performance of only the **Recreation Fund**. Ten years of data is included.

- **Fourth Quarter** net performance of the **Recreation Fund** (October-December) is \$(354,887).
  - Fourth quarter net performance is typically negative.
  - The final tax allocations were received during the fourth quarter.
  - We continue to utilize a deferred revenue charting system.
  - This quarter reflects less favorably performance compared to the same quarter in 2022, but typical.
  
- **Early forecasts show that a number of programs are trending ‘at’ or ‘better than budgeted’ revenue levels:**
  - Youth Theater has reached 128% of budget.
  - Competitive Dance has reached 194% of budget.
  - Gym Rentals have reached 129% of budget.
  - Field Rentals have reached 96% of budget.
  - Youth Basketball has reached 97% of budget.
  - Seasonal Dance has reached 133% of budget.
  - Youth Dodgeball has reached 145% of budget.
  - Youth Soccer has reached 129% budget.
  - Sports Instructional has reached 112% of budget.
  - Preschool has reached 114% of budget.
  - Awesome Adventure Camp has reached 101% of budget.
  
- **First-Fourth Quarter net performance of the Recreation fund (October-December) is \$585,932.**
  - The first-fourth quarter net performance is the third highest since 2010.
  - Revenues of \$6,545,435 for the first-fourth quarter are the highest since 2010.
  - Expenses of \$5,959,503 for the first-fourth quarter are typical as a percent of budget.



Carol Stream Park District

(Chart D)

YTD Revenues & Expenses - Monthly Comparisons

**4th Quarter - Fiscal Year Ending 12/31/23**

*RECREATION FUND - Corresponds to Charts D-1, D-2, and D-3*

Fiscal Year		1st Quarter Totals	2nd Quarter Totals	First Half Totals	YTD % of Annual Budget	3rd Quarter Totals	October	November	December	4th Quarter Totals	4th Qtr % of Annl Budget	1st-4th Qtr Totals	YTD % of Annual Budget	Annual Recreation Budget
2014	Revenue	\$ 1,311,311	\$ 1,730,859	\$ 3,042,170	54.1%	\$ 1,581,196	\$ 250,939	\$ 204,617	\$ 427,767	\$ 883,323	15.7%	\$ 5,506,689	97.9%	\$ 5,622,602
	Expense	\$ 1,208,079	\$ 1,292,770	\$ 2,500,849	45.2%	\$ 1,711,252	\$ 462,121	\$ 295,458	\$ 516,510	\$ 1,274,089	23.0%	\$ 5,486,190	99.2%	\$ 5,529,656
	Net	\$ 103,232	\$ 438,089	\$ 541,321		\$ (130,056)	\$ (211,183)	\$ (90,841)	\$ (88,743)	\$ (390,766)		\$ 20,498		\$ 92,946
2015	Revenue	\$ 1,320,736	\$ 1,851,249	\$ 3,171,985	54.8%	\$ 1,681,110	\$ 247,910	\$ 198,533	\$ 146,972	\$ 593,415	10.3%	\$ 5,446,509	94.2%	\$ 5,783,771
	Expense	\$ 1,210,282	\$ 1,333,404	\$ 2,543,686	44.0%	\$ 1,751,828	\$ 444,366	\$ 361,441	\$ 492,652	\$ 1,298,459	22.5%	\$ 5,593,972	96.8%	\$ 5,778,387
	Net	\$ 110,454	\$ 517,845	\$ 628,299		\$ (70,718)	\$ (196,456)	\$ (162,908)	\$ (345,680)	\$ (705,044)		\$ (147,463)		\$ 5,385
2016	Revenue	\$ 1,391,430	\$ 1,829,597	\$ 3,221,027	55.4%	\$ 1,494,005	\$ 323,466	\$ 261,844	\$ 243,959	\$ 829,269	14.3%	\$ 5,544,301	95.4%	\$ 5,813,394
	Expense	\$ 1,165,618	\$ 1,234,977	\$ 2,400,594	41.8%	\$ 1,797,042	\$ 398,072	\$ 367,839	\$ 508,852	\$ 1,274,763	22.2%	\$ 5,472,399	95.4%	\$ 5,738,668
	Net	\$ 225,812	\$ 594,620	\$ 820,432		\$ (303,037)	\$ (74,606)	\$ (105,995)	\$ (264,893)	\$ (445,494)		\$ 71,902		\$ 74,726
2017	Revenue	\$ 918,039	\$ 1,984,181	\$ 2,902,220	49.3%	\$ 1,899,594	\$ 402,602	\$ 277,140	\$ 264,825	\$ 944,567	16.0%	\$ 5,746,381	97.6%	\$ 5,887,257
	Expense	\$ 1,191,900	\$ 1,441,211	\$ 2,633,111	45.6%	\$ 1,648,279	\$ 435,630	\$ 385,547	\$ 545,697	\$ 1,366,874	23.7%	\$ 5,648,265	97.8%	\$ 5,774,176
	Net	\$ (273,861)	\$ 542,970	\$ 269,109		\$ 251,315	\$ (33,029)	\$ (108,406)	\$ (280,872)	\$ (422,307)		\$ 98,117		\$ 113,081
2018	Revenue	\$ 945,957	\$ 1,992,503	\$ 2,938,460	50.2%	\$ 1,959,525	\$ 436,221	\$ 252,309	\$ 259,188	\$ 947,719	16.2%	\$ 5,845,704	99.8%	\$ 5,856,681
	Expense	\$ 1,087,307	\$ 1,494,465	\$ 2,581,772	44.9%	\$ 1,628,465	\$ 443,460	\$ 496,595	\$ 474,572	\$ 1,414,627	24.6%	\$ 5,624,865	97.8%	\$ 5,751,202
	Net	\$ (141,350)	\$ 498,038	\$ 356,688		\$ 331,060	\$ (7,238)	\$ (244,286)	\$ (215,384)	\$ (466,908)		\$ 220,839		\$ 105,479
2019	Revenue	\$ 964,168	\$ 2,017,508	\$ 2,981,676	50.1%	\$ 1,915,839	\$ 415,238	\$ 297,707	\$ 257,790	\$ 970,735	16.3%	\$ 5,868,250	98.7%	\$ 5,946,852
	Expense	\$ 1,041,681	\$ 1,563,435	\$ 2,605,116	44.7%	\$ 1,675,741	\$ 440,490	\$ 538,447	\$ 491,182	\$ 1,470,119	25.2%	\$ 5,750,976	98.7%	\$ 5,825,193
	Net	\$ (77,513)	\$ 454,074	\$ 376,560		\$ 240,098	\$ (25,251)	\$ (240,741)	\$ (233,392)	\$ (499,384)		\$ 117,274		\$ 121,659
2020	Revenue	\$ 949,904	\$ 580,324	\$ 1,530,228	25.6%	\$ 1,028,889	\$ 182,306	\$ 120,301	\$ 93,180	\$ 395,788	6.6%	\$ 2,954,905	49.5%	5,974,574
	Expense	\$ 1,058,794	\$ 560,300	\$ 1,619,094	27.4%	\$ 813,275	\$ 356,995	\$ 274,948	\$ 138,222	\$ 770,165	13.0%	\$ 3,202,534	54.2%	5,908,337
	Net	\$ (108,890)	\$ 20,024	\$ (88,866)		\$ 215,614	\$ (174,689)	\$ (154,647)	\$ (45,042)	\$ (374,378)		\$ (247,629)		\$ 66,237
2021	Revenue	\$ 407,741	\$ 1,711,044	\$ 2,118,785	52.4%	\$ 1,863,931	\$ 332,872	\$ 234,914	\$ 195,045	\$ 762,831	18.8%	\$ 4,745,546	117.3%	4,047,331
	Expense	\$ 551,933	\$ 1,102,643	\$ 1,654,576	41.2%	\$ 1,233,146	\$ 429,874	\$ 325,233	\$ 417,704	\$ 1,172,810	29.2%	\$ 4,060,533	101.1%	4,014,876
	Net	\$ (144,193)	\$ 608,401	\$ 464,208		\$ 630,785	\$ (97,002)	\$ (90,318)	\$ (222,659)	\$ (409,980)		\$ 685,013		\$ 32,455
2022	Revenue	\$ 765,815	\$ 2,136,488	\$ 2,902,303	57.6%	\$ 1,896,144	\$ 453,824	\$ 273,001	\$ 235,837	\$ 962,662	19.1%	\$ 5,761,109	114.3%	5,040,613
	Expense	\$ 817,452	\$ 1,460,457	\$ 2,277,909	45.9%	\$ 1,629,588	\$ 414,242	\$ 336,379	\$ 422,181	\$ 1,172,802	23.6%	\$ 5,080,299	102.3%	4,965,582
	Net	\$ (51,637)	\$ 676,031	\$ 624,394		\$ 266,555	\$ 39,582	\$ (63,378)	\$ (186,344)	\$ (210,140)		\$ 680,810		\$ 75,032
2023	Revenue	\$ 985,075	\$ 2,388,006	\$ 3,373,081	57.4%	\$ 2,173,904	\$ 434,479	\$ 280,066	\$ 283,905	\$ 998,450	17.0%	\$ 6,545,435	111.3%	5,880,335
	Expense	\$ 1,099,258	\$ 1,540,046	\$ 2,639,304	45.4%	\$ 1,966,863	\$ 431,201	\$ 392,219	\$ 529,916	\$ 1,353,336	23.3%	\$ 5,959,503	102.6%	5,808,083
	Net	\$ (114,183)	\$ 847,960	\$ 733,777		\$ 207,041	\$ 3,278	\$ (112,153)	\$ (246,011)	\$ (354,887)		\$ 585,932		\$ 72,252

**Year-to-Date Revenue and Expenses as a % of Budget – RECREATION FUND****Refer to Chart D-1**

- This chart compliments the preceding spreadsheet, and reflects the year-to-date revenue and expenses for the Recreation Fund.
  - YTD revenue is \$6,545,435 and represents 111.3% of the annual budget.
  - YTD expenses are \$5,959,503 represents 102.6% of the annual budget.

**Year-to-Date Revenue and Expenses as a % of Budget – 5 Year History RECREATION FUND****Refer to Chart D-2**

- This chart reflects revenue and expenses for the Recreation Fund through the fourth quarter as a percentage of the budget.
- As the annual budget targets vary from year to year, so does percentage of performance; it should not be considered the only tool for measuring performance.

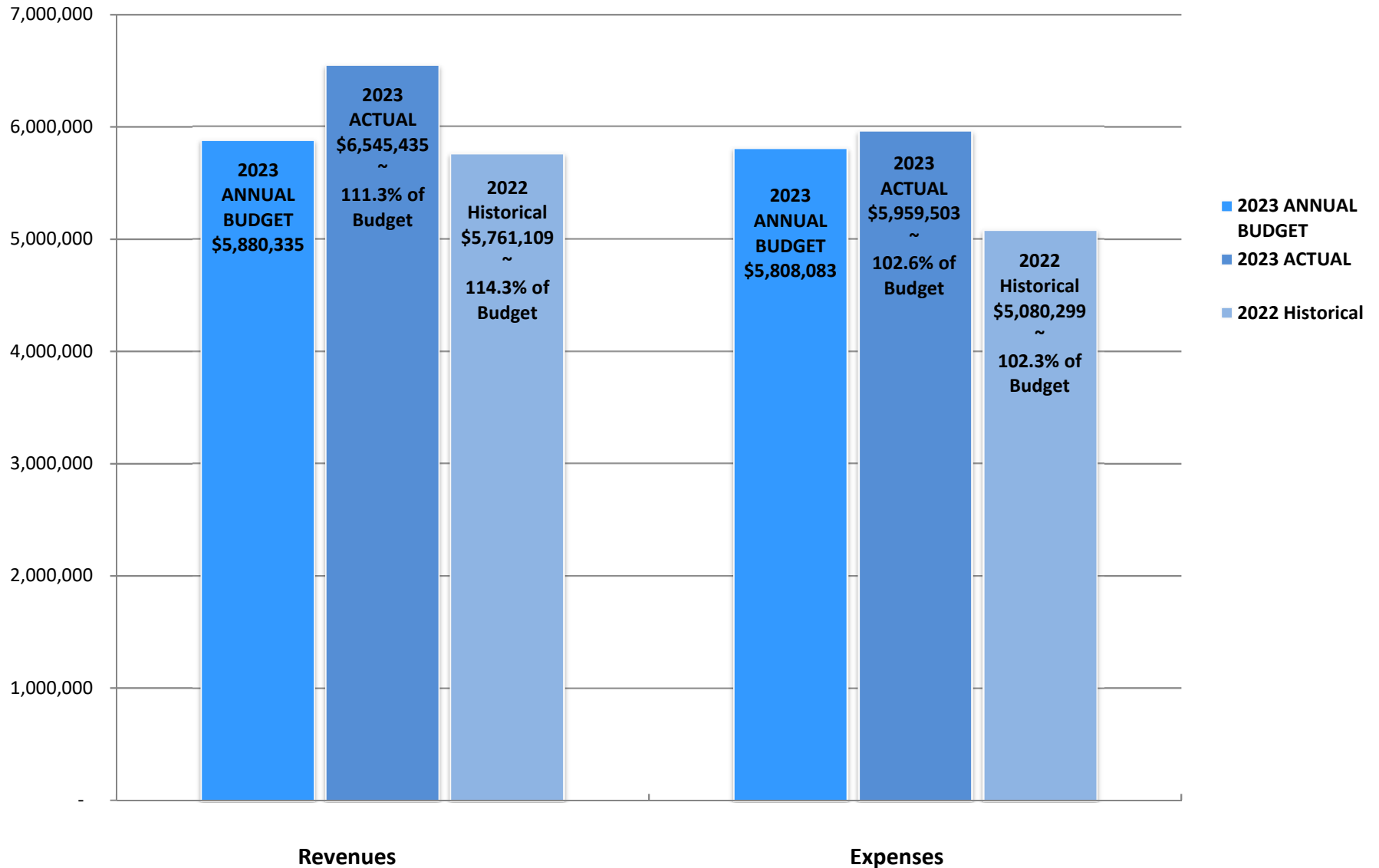
**Net Performance – 5 Year History RECREATION FUND (4th Quarter vs. 1<sup>st</sup>- 4<sup>th</sup> Quarter)****Refer to Chart D-3**

- This chart reflects NET performance for the Recreation Fund for the 4th quarter, as well as the 1<sup>st</sup> through 4<sup>th</sup> quarters of the fiscal year.
- The chart on the left includes a 5 year history of net performance for the fourth quarter only (October-December).
- The chart on the right includes a 5 year history of the net performance through the fourth quarter (January –December).



**Carol Stream Park District**  
**YTD Revenue & Expenses as a % of Budget**  
**4th Quarter - Fiscal Year Ending 12/31/23**  
**RECREATION FUND**

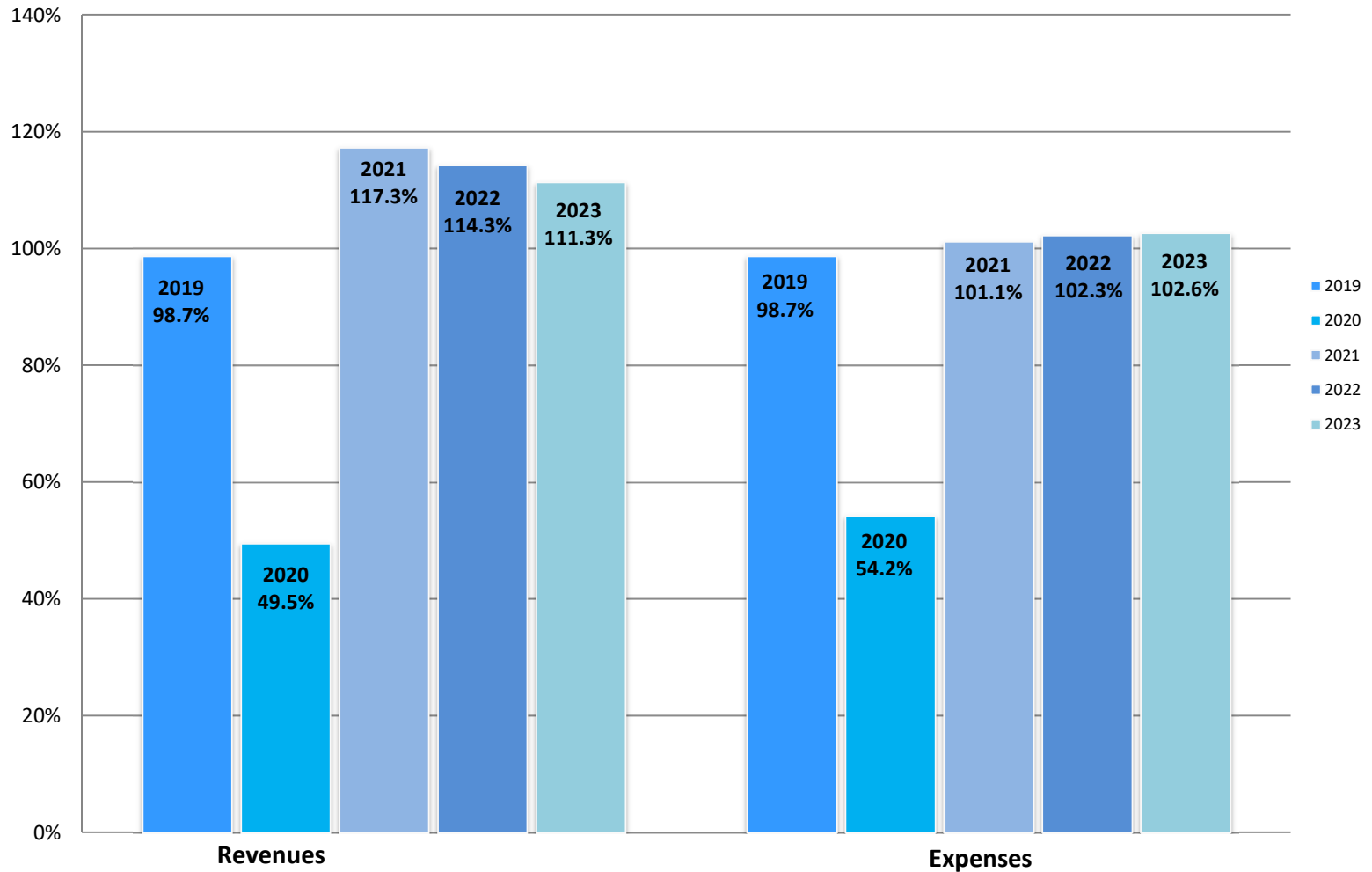
*(Chart D-1)*





**Carol Stream Park District**  
**YTD Revenue & Expense as a % of Budget**  
**4th Quarter - Fiscal Year Ending 12/31/23**  
**RECREATION FUND - 5-Year History**

*(Chart D-2)*





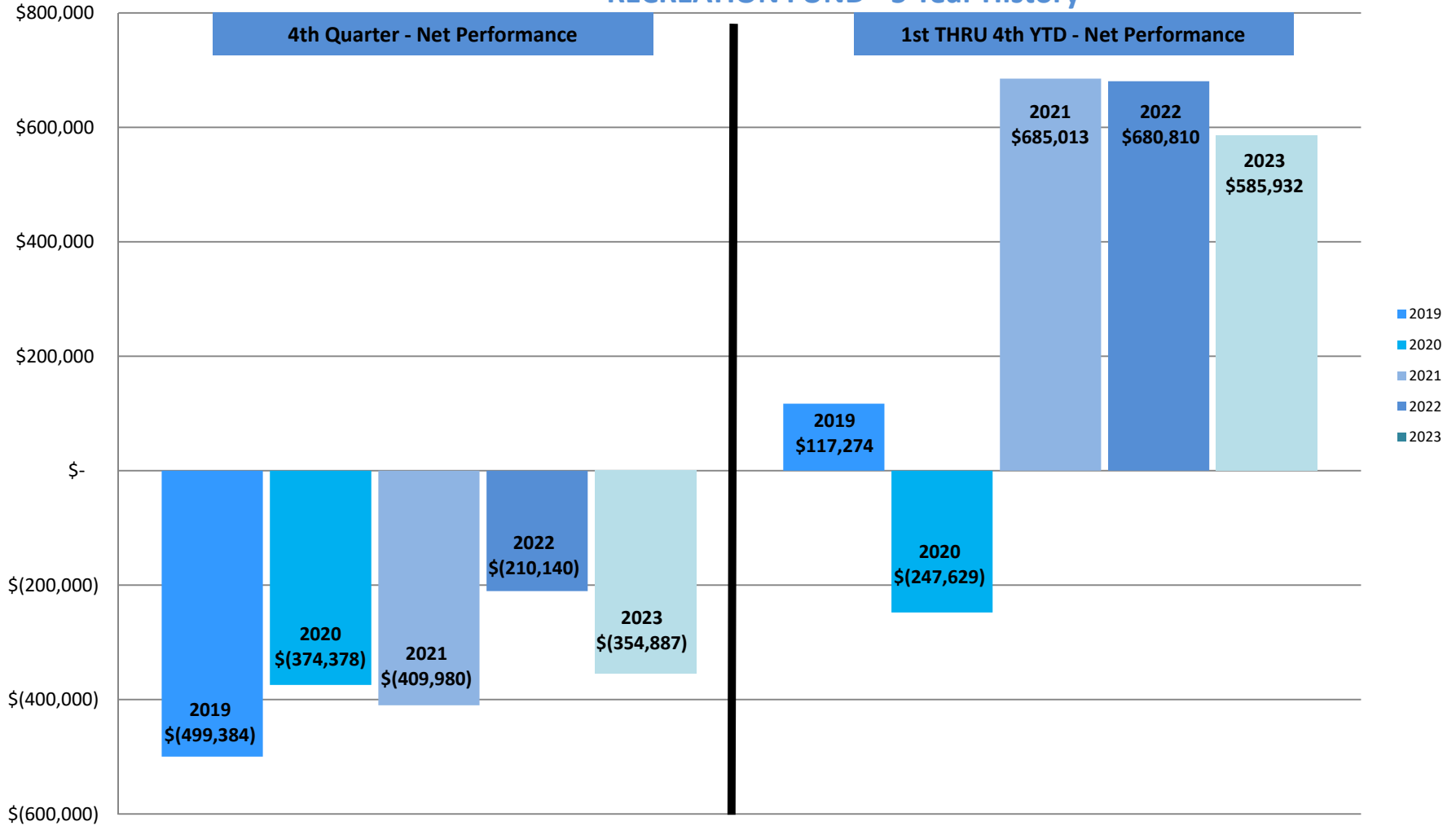
# Carol Stream Park District

(Chart D-3)

## Net Performance

### 4th Quarter vs 1st thru 4th Quarter - Fiscal Year Ending 12/31/23

#### RECREATION FUND - 5 Year History





## Capital / Cap-Exempt / Special Recreation Revenues and Expenses – Monthly Comparison

*Refer to Chart E*

This chart includes performance for the following funds:

- Special Recreation
  - Working Cash
  - Bond & Interest
  - Capital (and Capital Repair & Replacement)
  - Cash-in-Lieu
- Special Recreation is a special use (restricted) fund.
  - Capital dollars are intentionally spent down.
  - Performance is also a result of timing (when taxes are received for bond payments).

### **Bonds:**

- Eight bond and interest payments were made in the fourth quarter totaling \$4,651,848.75:
  - 2011 \$3,340,000.00
  - 2016 \$376,050.00
  - 2020A \$2,900.00
  - 2020B \$235,498.75
  - 2020C \$230,875.00
  - 2020D \$153,213.00
  - 2021A \$81,579.50
  - 2021B \$231,732.50



Carol Stream Park District

(Chart E)

Comparison of Monthly Capital, Cap-Exempt, & Special Recreation Funds

4th Quarter - Fiscal Year Ending 12/31/2023

Fiscal Year		1st Quarter Totals	2nd Quarter Totals	First Half Totals	3rd Quarter Totals	October	November	December	4th Quarter Totals	YTD TOTAL
2014	Revenue	\$ 1,076,298	\$ 2,071,365	\$ 3,147,663	\$ 1,858,541	\$ 232,414	\$ 39,868	\$ 1,034,669	\$ 1,306,951	\$ 6,313,155
	Expense	\$ 905,849	\$ 1,232,402	\$ 2,138,251	\$ 1,946,807	\$ 2,459,266	\$ 562,986	\$ 576,452	\$ 3,598,705	\$ 7,683,762
	Net	\$ 170,449	\$ 838,963	\$ 1,009,413	\$ (88,266)	\$ (2,226,852.26)	\$ (523,118.04)	\$ 458,216.31	\$ (2,291,754)	\$ (1,370,608)
2015	Revenue	\$ 541	\$ 2,225,965	\$ 2,226,506	\$ 1,997,931	\$ 236,128	\$ 185,239	\$ 236,885	\$ 658,252	\$ 4,882,688
	Expense	\$ 329,094	\$ 1,074,003	\$ 1,403,096	\$ 824,760	\$ 2,329,512	\$ 138,881	\$ 803,653	\$ 3,272,047	\$ 5,499,903
	Net	\$ (328,552)	\$ 1,151,962	\$ 823,410	\$ 1,173,170	\$ (2,093,384.64)	\$ 46,357.55	\$ (566,768.07)	\$ (2,613,795)	\$ (617,215)
2016	Revenue	\$ 5,462	\$ 2,417,244	\$ 2,422,706	\$ 2,087,583	\$ 116,286.89	\$ 40,865.31	\$ 174,114.89	\$ 331,267	\$ 4,841,556
	Expense	\$ 313,902	\$ 1,493,934	\$ 1,807,836	\$ 1,020,624	\$ 2,610,999.35	\$ 52,365.78	\$ 971,024.91	\$ 3,634,390	\$ 6,462,850
	Net	\$ (308,440)	\$ 923,310	\$ 614,870	\$ 1,066,959	\$ (2,494,712.46)	\$ (11,500.47)	\$ (796,910.02)	\$ (3,303,123)	\$ (1,621,294)
2017	Revenue	\$ 7,805	\$ 2,581,166	\$ 2,588,971	\$ 2,332,412	\$ 77,136	\$ 33,867	\$ 36,049	\$ 147,052	\$ 5,068,435
	Expense	\$ 241,518	\$ 1,577,168	\$ 1,818,686	\$ 592,324	\$ 2,956,978	\$ 97,061	\$ 506,140	\$ 3,560,179	\$ 5,971,189
	Net	\$ (233,713)	\$ 1,003,998	\$ 770,286	\$ 1,740,088	\$ (2,879,842)	\$ (63,194)	\$ (470,091)	\$ (3,413,127)	\$ (902,754)
2018	Revenue	\$ 7,880	\$ 2,799,217	\$ 2,807,097	\$ 2,272,188	\$ 206,837	\$ 23,709	\$ 23,961	\$ 254,507	\$ 5,333,792
	Expense	\$ 132,247	\$ 1,182,023	\$ 1,314,271	\$ 393,179	\$ 3,207,202	\$ 116,370	\$ 569,991	\$ 3,893,564	\$ 5,601,013
	Net	\$ (124,367)	\$ 1,617,194	\$ 1,492,826	\$ 1,879,009	\$ (3,000,366)	\$ (92,661)	\$ (546,030)	\$ (3,639,057)	\$ (267,221)
2019	Revenue	\$ 16,972	\$ 2,760,968	\$ 2,777,940	\$ 2,641,252	\$ 240,910	\$ 63,818	\$ 7,156	\$ 311,884	\$ 5,731,076
	Expense	\$ 119,739	\$ 1,540,303	\$ 1,660,043	\$ 562,703	\$ 3,418,944	\$ 129,273	\$ 587,626	\$ 4,135,842	\$ 6,358,587
	Net	\$ (102,767)	\$ 1,220,665	\$ 1,117,898	\$ 2,078,549	\$ (3,178,034)	\$ (65,455)	\$ (580,470)	\$ (3,823,958)	\$ (627,511)
2020	Revenue	\$ 13,090	\$ 2,875,751	\$ 2,888,841	\$ 2,560,187	\$ 207,063	\$ 32,122	\$ 37,424	\$ 276,610	\$ 5,725,638
	Expense	\$ 58,997	\$ 1,217,129	\$ 1,276,126	\$ 291,263	\$ 3,922,097	\$ 22,294	\$ 473,112	\$ 4,417,503	\$ 5,984,892
	Net	\$ (45,907)	\$ 1,658,622	\$ 1,612,715	\$ 2,268,924	\$ (3,715,034)	\$ 9,829	\$ (435,688)	\$ (4,140,893)	\$ (259,254)
2021	Revenue	\$ 26,976	\$ 6,404,478	\$ 6,431,454	\$ 2,541,216	\$ 40,018	\$ 26,971	\$ 21,194	\$ 88,183	\$ 9,060,852
	Expense	\$ 126,802	\$ 929,694	\$ 1,056,496	\$ 568,890	\$ 3,496,294	\$ 562,242	\$ 445,247	\$ 4,503,782	\$ 6,129,169
	Net	\$ (99,826)	\$ 5,474,784	\$ 5,374,957	\$ 1,972,325	\$ (3,456,276)	\$ (535,271)	\$ (424,053)	\$ (4,415,599)	\$ 2,931,684
2022	Revenue	\$ (106,814)	\$ 3,961,646	\$ 3,854,832	\$ 2,764,534	\$ 45,370	\$ 57,149	\$ 52,306	\$ 154,825	\$ 6,774,191
	Expense	\$ 118,791	\$ 1,241,329	\$ 1,360,121	\$ 426,679	\$ 4,881,389	\$ 834,375	\$ 579,936	\$ 6,295,701	\$ 8,082,500
	Net	\$ (225,605)	\$ 2,720,317	\$ 2,494,712	\$ 2,337,855	\$ (4,836,020)	\$ (777,226)	\$ (527,630)	\$ (6,140,876)	\$ (1,308,309)
2023	Revenue	\$ 36,367	\$ 3,298,595	\$ 3,334,962	\$ 3,113,523	\$ 59,487	\$ 40,880	\$ 258,507	\$ 358,874	\$ 6,807,359
	Expense	\$ 134,332	\$ 1,464,133	\$ 1,598,465	\$ 484,960	\$ 4,460,466	\$ 242,053	\$ 2,543,988	\$ 7,246,507	\$ 9,329,933
	Net	\$ (97,965)	\$ 1,834,461	\$ 1,736,497	\$ 2,628,563	\$ (4,400,979)	\$ (201,173)	\$ (2,285,480)	\$ (6,887,633)	\$ (2,522,573)

Capital & Cap-Exempt Funds Include: Special Recreation, Working Cash, Bond & Interest, Cash in Lieu & Capital



## Investments for Fiscal 2023

*Refer to Chart F*

The chart is a summary of the District's investments for the current fiscal year.

- There was one 182-day CD maturity at 5.33%, one 730-day cd at 0.30% and four T-Bill maturities at 5.15%, 5.25%, 5.30% and 5.21% interest rates from operational and capital investment earnings in the fourth quarter, generating \$90,857.39 in interest.
- The 2023 market allowed for additional operational fund investments to earn more than double the budget amount for the year.
- Average interest earned during the fourth quarter is **4.728%**.
  - The cumulative average for interest earned in 2022 was 0.252%
  - The cumulative average for interest earned in 2021 was 0.500%
  - The cumulative average for interest earned in 2020 was 1.670%
  - The cumulative average for interest earned in 2019 was 2.342%
  - The cumulative average for interest earned in 2018 was 1.999%
  - The cumulative average for interest earned in 2017 was 1.083%
  - The cumulative average for interest earned in 2016 was 0.504%
  - The cumulative average for interest earned in 2015 was 0.403%
  - The cumulative average for interest earned in 2014 was 0.320%
  - The cumulative average for interest earned in 2013 was 0.211%
- Investments are scheduled in line with statutory limitations, the District's investment policy, spending needs and project schedules.



(Chart F)

**Carol Stream Park District  
Investments  
4th Quarter - Fiscal Year Ending 12/31/23**

Illinois Trust	Fund Balance Investments	TERM	RATE	2023 YTD Balance Invested	2023 Actual Interest RECEIVED	Future Unearned Interest
Operating \$	Total Illinois Trust [Operating Funds]	Q4/23	3.680%	\$ 932,000.00	\$ 11,158.15	\$ 63,565.04
5/3 Securities	Fund Balance Investments	TERM	RATE	2023 YTD Balance Invested	2023 Actual Interest RECEIVED	Future Unearned Interest
Operating \$	Total 5/3 Securities [Operating Funds]	Q4/23	5.220%	\$ 3,706,917.30	\$ 209,333.86	\$ 48,082.70
PMA	2021 Capital Bond Issue Investments	TERM	RATE	2023 YTD Balance Invested	2023 Actual Interest RECEIVED	Future Unearned Interest
2021 Capital	Total 2021 Capital Bond Issue	Q4/23	0.000%	\$ -	\$ 11,104.34	\$ -
	<b>TOTAL INVESTMENTS</b>			<b>\$ 4,638,917.30</b>	<b>\$ 231,596.35</b>	<b>\$ 111,647.74</b>
Balance as of:						
12/31/2023	iPRIME Funds (Liquid \$-R/R)	avg qtr rate	5.283%	\$ 50,009.72	\$ 7,863.17	
12/31/2023	iPRIME Funds (Liquid \$-Capital)	avg qtr rate	5.283%	\$ 1,425,041.85	\$ 91,309.98	
		Q4/23	5.283%			
	<b>TOTAL CAPITAL + FUND BALANCE \$</b>			<b>\$ 6,113,968.87</b>	<b>\$ 330,769.50</b>	<b>\$ 111,647.74</b>
		Q4	4.728%	2023 YTD Balance Invested	2023 Actual Interest RECEIVED	Future Unearned Interest

**Recreation/Operational Repair & Replacement Fund*****Refer to Chart G***

- Reflects a running total of the earned revenue dollars being shifted to a **Recreation Operational Repair & Replacement Fund** to reduce reliance on debt issuance for improvements.
- The District has added more program area dedicated transfers of earned revenue this year.
- The direct earnings budgeted for 2023 are those from fitness membership enrollment fees and the IGA with Glenbard District 87 for the FV Pool.

**General/Operational Repair & Replacement Fund*****Refer to Chart H***

- Reflects a running total of the earned revenue dollars being shifted to a **General Operational Repair & Replacement Fund** to reduce reliance on debt issuance for improvements.
- The District utilizes IT dedicated transfers to fund technology needs.
- The direct earnings budgeted for 2023 are from Bark Park earned revenue and liquid capital interest.

**Combined Recreation & General Operational Repair & Replacement Fund*****Refer to Chart I***

- Snapshot of the audited beginning balances of both the General and Recreational Repair & Replacement Funds.
  - Balance of the General Operational R&R Fund is \$193,340.69.
  - Balance of the Recreation Operational R&R Fund is \$670,222.59.



4th Quarter - Fiscal Year Ending 12/31/23

(Chart G)

Carol Stream Park District  
Recreation Operational Repair/Replacement

	Program Surcharge	CSYFA / GBN Turf	R/R - Gym Rentals	R/R - FVRC Rentals	R/R - SRC Rentals	D87 IGA / FVRC Pool	R/R - FVRC Pool	R/R - Swim Lessons	R/R - Fitness	R/R - CCWP	R/R - Preschool	R/R - McCaslin /Fields	R/R - CCMG	R/R - Concessions-CCWP	R/R - Concessions-McCaslin	R/R - Concessions-FVRC	R/R - Concessions-SRC	R/R - Sponsorship /Advertising	Totals	AS OF
	12-413/700	12-702	12-745	12-743	12-744	12-748	12-748	12-750	12-749	12-753	12-746	12-760/702	12-761	12-790	12-791	12-792	12-793	12-795		12/31/2023
12/31/2018	20,407.50	32,000.00	-	-	-	175,000.00	-	-	87,734.87	7,527.38	1,895.00	12,358.25	7,587.83	1,355.13	3,516.98	-	-	-	349,382.94	EB 2018
Revenues	19,494.25	-	4,964.60	-	-	35,000.00	-	-	39,651.35	2,962.37	1,584.00	7,315.75	2,882.50	1,482.98	3,869.89	70.08	-	-	119,277.77	Revenues
Expenditures	(2,367.91)	-	-	-	-	(14,685.00)	-	-	(19,519.60)	(6,270.00)	-	(12,270.00)	-	-	-	-	-	-	(55,112.51)	Expenditures
12/31/2019	37,533.84	32,000.00	4,964.60	-	-	195,315.00	-	-	107,866.62	4,219.75	3,479.00	7,404.00	10,470.33	2,838.11	7,386.87	70.08	-	-	413,548.20	EB 2019
Revenues	-	-	-	-	-	35,000.00	-	-	5,205.00	-	-	-	-	-	-	-	-	-	40,205.00	Revenues
Expenditures	-	-	(1,065.47)	-	-	-	-	-	(4,661.30)	-	-	-	(7,648.50)	-	-	-	-	-	(13,375.27)	Expenditures
12/31/2020	37,533.84	32,000.00	3,899.13	-	-	230,315.00	-	-	108,410.32	4,219.75	3,479.00	7,404.00	2,821.83	2,838.11	7,386.87	70.08	-	-	440,377.93	EB 2020
Revenues	-	-	-	-	-	35,000.00	-	-	10,015.00	-	-	1,000.00	-	-	-	-	-	-	46,015.00	Revenues
Expenditures	(2,643.85)	-	-	-	-	-	-	-	-	-	-	(4,624.82)	-	-	-	-	-	-	(7,268.67)	Expenditures
12/31/2021	34,889.99	32,000.00	3,899.13	-	-	265,315.00	-	-	118,425.32	4,219.75	3,479.00	3,779.18	2,821.83	2,838.11	7,386.87	70.08	-	-	479,124.26	EB 2021
Revenues	51.00	-	14,321.18	-	-	35,000.00	221.00	464.00	24,136.31	3,366.66	1,950.00	29,187.75	2,027.12	1,570.23	5,856.45	251.30	-	-	118,403.00	Revenues
Expenditures	(2,348.39)	-	-	-	-	(29,376.54)	-	-	(7,188.56)	-	-	(17,937.00)	-	-	-	-	-	-	(56,850.49)	Expenditures
12/31/2022	32,592.60	32,000.00	18,220.31	-	-	270,938.46	221.00	464.00	135,373.07	7,586.41	5,429.00	15,029.93	4,848.95	4,408.34	13,243.32	321.38	-	-	540,676.77	EB 2022
Revenues	9,519.25	-	16,631.23	12,446.17	1,103.50	35,000.00	810.77	2,453.99	28,325.21	4,667.88	2,580.00	26,607.00	1,795.90	2,386.19	7,212.53	417.64	19.28	27,984.61	179,961.15	Revenues
Expenditures	-	-	(1,899.50)	-	-	(23,661.16)	(156.60)	(454.50)	(5,597.52)	-	-	(16,845.00)	(360.21)	(720.42)	(720.42)	-	-	-	(50,415.33)	Expenditures
12/31/2023	42,111.85	32,000.00	32,952.04	12,446.17	1,103.50	282,277.30	875.17	2,463.49	158,100.76	12,254.29	8,009.00	24,791.93	6,284.64	6,074.11	19,735.43	739.02	19.28	27,984.61	670,222.59	EB 2023



4th Quarter - Fiscal Year Ending 12/31/23

(Chart H)

Carol Stream Park District Corporate Operational Repair & Replacement					
Account Description Fund GL #	General 11-7XX	Bark Park 11-724	IT Replace / Summary 11-713	ENDING BALANCE	AS OF 12/31/2023
<b>12/31/2018</b>	<b>40,922.24</b>	<b>4,515.00</b>	<b>41,800.00</b>	<b>87,237.24</b>	<b>EB 2018</b>
Revenues	14,707.45	2,085.00	12,150.00	28,942.45	Revenues
Expenditures	-	(2,021.57)	-	(2,021.57)	Expenditures
<b>12/31/2019</b>	<b>55,629.69</b>	<b>4,578.43</b>	<b>53,950.00</b>	<b>114,158.12</b>	<b>EB 2019</b>
Revenues	2,495.71	-	-	2,495.71	Revenues
Expenditures	(2,345.21)	(373.03)	-	(2,718.24)	Expenditures
<b>12/31/2020</b>	<b>55,780.19</b>	<b>4,205.40</b>	<b>53,950.00</b>	<b>113,935.59</b>	<b>EB 2020</b>
Revenues	933.07	3,000.00	-	3,933.07	Revenues
Expenditures	-	(1,856.67)	-	(1,856.67)	Expenditures
<b>12/31/2021</b>	<b>56,713.26</b>	<b>5,348.73</b>	<b>53,950.00</b>	<b>116,011.99</b>	<b>EB 2021</b>
Revenues	3,479.91	1,400.00	17,835.14	22,715.05	Revenues
Expenditures	-	-	-	-	Expenditures
<b>12/31/2022</b>	<b>60,193.17</b>	<b>6,748.73</b>	<b>71,785.14</b>	<b>138,727.04</b>	<b>EB 2022</b>
Revenues	13,203.46	1,290.00	49,423.10	63,916.56	Revenues
Expenditures	-	-	(9,302.91)	(9,302.91)	Expenditures
<b>12/31/2023</b>	<b>73,396.63</b>	<b>8,038.73</b>	<b>111,905.33</b>	<b>193,340.69</b>	<b>EB 2023</b>



**ALL Operational Repair & Replacement Funds - SNAPSHOT YTD  
4th Quarter - Fiscal Year Ending 12/31/23**

(Chart I)

**Carol Stream Park District  
Corporate Operational Repair & Replacement**

Account Description Fund GL #	General 11-7XX	Bark Park 11-724	IT Replace / Summary 11-713	ENDING BALANCE	AS OF 12/31/2023
<b>12/31/2022</b>	<b>60,193.17</b>	<b>6,748.73</b>	<b>71,785.14</b>	<b>138,727.04</b>	<b>EB 2022</b>
Revenues	13,203.46	1,290.00	49,423.10	63,916.56	Revenues
Expenditures	-	-	(9,302.91)	(9,302.91)	Expenditures
<b>12/31/2023</b>	<b>73,396.63</b>	<b>8,038.73</b>	<b>111,905.33</b>	<b>193,340.69</b>	<b>EB 2023</b>

**Carol Stream Park District  
Recreation Operational Repair/Replacement**

	Program Surcharge	CSYFA / GBN Turf	R/R - Gym Rentals	R/R - FVRC Rentals	R/R - SRC Rentals	D87 IGA / FVRC Pool	R/R - FVRC Pool	R/R - Swim Lessons	R/R - Fitness	R/R - CCWP	R/R - Preschool	R/R - McCaslin /Fields	R/R - CCMG	R/R - Concessions- CCWP	R/R - Concessions- McCaslin	R/R - Concessions- FVRC	R/R - Concessions- SRC	R/R - Sponsorship /Advertising	Totals	AS OF 12/31/2023
<b>12/31/2022</b>	<b>32,592.60</b>	<b>32,000.00</b>	<b>18,220.31</b>	<b>-</b>	<b>-</b>	<b>270,938.46</b>	<b>221.00</b>	<b>464.00</b>	<b>135,373.07</b>	<b>7,586.41</b>	<b>5,429.00</b>	<b>15,029.93</b>	<b>4,848.95</b>	<b>4,408.34</b>	<b>13,243.32</b>	<b>321.38</b>	<b>-</b>	<b>-</b>	<b>540,676.77</b>	<b>EB 2022</b>
Revenues	9,519.25	-	16,631.23	12,446.17	1,103.50	35,000.00	810.77	2,453.99	28,325.21	4,667.88	2,580.00	26,607.00	1,795.90	2,386.19	7,212.53	417.64	19.28	27,984.61	179,961.15	Revenues
Expenditures	-	-	(1,899.50)	-	-	(23,661.16)	(156.60)	(454.50)	(5,597.52)	-	-	(16,845.00)	(360.21)	(720.42)	(720.42)	-	-	-	(50,415.33)	Expenditures
<b>12/31/2023</b>	<b>42,111.85</b>	<b>32,000.00</b>	<b>32,952.04</b>	<b>12,446.17</b>	<b>1,103.50</b>	<b>282,277.30</b>	<b>875.17</b>	<b>2,463.49</b>	<b>158,100.76</b>	<b>12,254.29</b>	<b>8,009.00</b>	<b>24,791.93</b>	<b>6,284.64</b>	<b>6,074.11</b>	<b>19,735.43</b>	<b>739.02</b>	<b>19.28</b>	<b>27,984.61</b>	<b>670,222.59</b>	<b>EB 2023</b>

**To:** Board of Commissioners  
**From:** Sue Rini, Executive Director  
**Date:** February 12, 2024  
**Discussion:** Capital Improvement Program  
 Prioritization Exercise Results

**Agenda Item # 6A**

Commissioners,

Thank you for your input regarding the Capital Improvement Plan Prioritization Exercise. We have included input from the Commissioners who were not present during the January 26 ranking exercise.

Results of the Board ranking exercise is being shared to provide the Board with an opportunity for any additional discussion before we move forward with these priority rankings.

Ranking in order of Board Priorities											
Project	TP	BS	BG	JJ	AD	DB	SW	Total	Avg	BOC	STAFF
Playground Replacements	3	1	4	1	7	2	3	21	3.0	1	2
New 39 Passenger Bus	1	2	5	5	8	1	1	23	3.3	2	4
Fountain View Recreation Center – Lower Locker Room Floors	2	3	6	2	2	4	7	26	3.7	3	5
Pickleball at Armstrong Park	5	4	1	9	4	3	2	28	4.0	4	1
Coral Cove Water Park Bucket Feature Painting	4	5	3	4	6	6	4	32	4.6	5	7
Carpet/Flooring in Fitness Center	8	6	8	6	5	5	5	43	6.1	6	3
Evergreen Shoreline Stabilization	9	8	9	3	1	8	9	47	6.7	7	8
Simkus Recreation Center’s Marquee	6	9	2	7	9	9	8	50	7.1	8	9
Vehicle/Equipment Replacement	7	7	7	8	10	7	6	52	7.4	9	10
Benjamin School District Partnership	10	10	10	10	3	10	10	63	9.0	10	6

***Please note:*** in a follow up conversation with Benjamin School District’s Superintendent, their Turf Project has been put on hold due to the unexpected \$2M+ cost to address sewer and water. Since the overall ranking for this project was 10<sup>th</sup>, it will not impact the overall priority list.

Staff’s mission will be to develop a funding plan, seek grant opportunities, and plan projects that coincide with these priorities.

**To:** Board of Commissioners  
**From:** Sue Rini, Executive Director  
**Date:** February 12, 2024  
**Discussion:** Meet us at the Park

**Agenda Item # 6B**

---

Staff will begin planning the Meet us at the Park events for this coming summer.

- Which parks to visit this year?
  - Suggesting Carolshire Park and Kent Park.
- Planning on the fourth Monday in June and August.
  - June 24 and August 26 from 6-7 pm.
- We will invite the Carol Stream Police Department to join us with their “Blue Scoops” cart.

We ask the Board to confirm dates and locations for the 2024 Meet us at the Park events.



**To:** Board of Commissioners  
**From:** Sue Rini, Executive Director  
**Date:** February 12, 2024  
**Discussion:** Corporate Counsel RFQ

## Agenda Item # 6C

---

This year the Park District will go through the process of selecting a new Corporate Counsel. The District has used the services of sole proprietor law firm for over 25 years. While his guidance and legal advice has been helpful over the years, there are increasing times we have been outsourced to a full-service firm in order to meet our needs.

Legal Services are exempt from the public bidding process, however, going through a Request for Qualification (RFQ) process will allow us to compare services/fees of qualified firms. After consulting with over 20 park districts, we are suggesting that the RFQ be sent to the three firms that represent the most park districts in the state of Illinois: Ancel Glink, Tressler, and Robbins Schwartz.

Here is a brief outline the process we are suggesting:

- Board selects two or three Commissioners along with Directors Quinn, Hamilton, and Rini to serve on a Selection Committee. These staff work most often with attorneys, and the Commissioners will represent the Board's interests.
- RFQ will be sent to 3 firms.
- Selection Committee will prepare questions and interview the three firms.
- Selection Committee will review RFQ and Interview Outcome, and make a recommendation to the Board.
- New Counsel will be selected and appointed at the Board's Annual Meeting (first meeting in May).

Attached is a proposed RFQ; it was compiled from proposals used by other agencies. Also attached is the list of firms and their contacts.

Staff is asking the Board to select two or three Commissioners to serve on the Selection Committee.

## **Request for Qualifications**

### **Park District Corporate Counsel**

#### **Ancel Glink**

175 E. Hawthorn Pkwy. Ste. 145

Vernon Hills, IL 60061

Contact: Derke Price

[DPrice@ancelglink.com](mailto:DPrice@ancelglink.com)

630-596-4612

Clients include: Bloomingdale Park District, Downers Grove Park District, Glen Ellyn Park District, Naperville Park District, West Chicago Park District

#### **Tressler, LLP**

233 S. Wacker Dr. 61<sup>st</sup> Floor

Chicago, IL 60606

Contact: Andrew W. Paine, Partner

[apaine@tresslerllp.com](mailto:apaine@tresslerllp.com)

312-627-1717

Clients include: Arlington Heights Park District, Bolingbrook Park District, Elmhurst Park District, Lombard Park District, Wheaton Park District, Lisle Park District, Vernon Hills Park District

#### **Robbins Schwartz**

55 W. Monroe Ste. 800

Chicago, IL 60603-5144

Contact: Steven B. Adams

[sadams@robbins-schwartz.com](mailto:sadams@robbins-schwartz.com)

312-332-7760

Clients include: Oak Brook Park District, Hoffman Estates Park District, Plainfield Park District

(\*) Rolling Meadows, Buffalo Grove are preparing for an RFQ process as well.

## **Request for Qualifications**

### Carol Stream Park District

#### Corporate Counsel Legal Services

The Carol Stream Park District Board of Commissioners is soliciting sealed proposals, subject to conditions and instructions as specified, for the furnishing of legal services to the Carol Stream Park District.

#### **General Scope:**

The Park District invites proposal submissions from interested firms in providing legal services. The successful firm will demonstrate proven technical competence including specialized experience in providing professional legal services for Illinois Park Districts.

#### **Organizational Background:**

The Carol Stream Park District has been providing parks and recreation since its inception in \_\_\_\_\_. Located approximately 30 miles west of Chicago, the Park District serves an active and engaging community of 42,xxx. The Park District owns and operates two recreation centers, a maintenance facility, an indoor pool, and outdoor water park, 26 parks with over \_\_\_\_\_ acres over \_\_\_\_ square miles, in DuPage County. The District sits within Bloomindale, Wayne, and Milton Townships.

The Park District is a member of the Illinois Association of Park Districts (IAPD), the National Parks and Recreation Association (NRPA), and the Park District Risk Management Agency (PDRMA). The Park District also contracts with the Western DuPage Special Recreation Association (WDSRA) to provide recreational services to individuals with disabilities. It also partners with numerous local governmental entities and other surrounding park districts to expand its services to the Carol Stream Community.

The District employs approximately \_\_\_\_ full-time, \_\_\_\_ part-time, and \_\_\_\_ seasonal employees. The District operates on a January – December fiscal year.

#### **Responsibility of the General Counsel to the Park District**

The Park District's General Counsel will provide counsel to the Park District and the Board of Park Commissioners regarding routine and specialized matters pertaining to Park District operations or other matters requiring specific expertise at the discretion of the District Board or Executive Director. The following description of legal services to be provided is illustrative and comprehensive but is not intended to be all-inclusive or to limit the potential extent of services to be provided.

#### Routine Legal Services:

- a. Provide clear and concise legal advice and consultation (oral and written) as requested or required to the District Board, Director, and Staff on a variety of matters pertaining to all aspects of governance and general operations.

- b. Be available during all reasonable hours, including weekends and holidays, for consultation with the Park District Commissioners and Staff, with response in a timely manner.
- c. Research and interpret laws, court decisions and other authorities for preparing legal opinions and to advise the District Board and Staff on legal matters pertaining to District matters.
- d. Be thoroughly familiar with the Illinois Park District Code and the ordinances and policies of the Park District as well as being familiar with the Park District Risk Management Agency (PDRMA).
- e. Draft, review, and/or make recommendation for updating existing ordinances, resolutions, intergovernmental agreements, policies/practices, and other legal documents.
- f. Make recommendation for compliance with state and federal mandates.
- g. Provide legal assistance as needed in conjunction with project implementation, and counseling on matters such as the acquisition or sale of property, preparation of leases, deeds and easements, contracts and agreements, operations governed by law, liability situations, and government ethics.
- g. Represent the District in intergovernmental projects and other legal matters.
- h. Coordinate the work of outside legal counsel, as needed and directed by the District Board or Executive Director.
- i. Prepare correspondence and other legal documents on behalf of the District as directed.
- j. Provide information regarding legislation or judicial opinions to the District Board, Director, and Staff that have potential impact to the District.
- k. Represent and advise the District Board and Officers in all matters of law pertaining to their offices.
- l. Attend regular or special District Board meetings (open and closed sessions) as requested and advise the Board on matters on the agenda as well as procedural matters that may arise during and following the meeting.
- m. Work with District Staff in evaluating circumstances and determining whether to initiate/continue prosecutions in specific cases.
- p. Perform other duties as directed by the District Board and/or Director.

Non-Routine Legal Services:

At the discretion of the District Board or District Director the District Attorney may represent the District in:

- a. Litigation and mediation (civil, tort, liability, construction law, general writ, etc.).
- b. Proceedings before local, State, and Federal courts.
- c. Proceedings before local, State, and Federal administrative agencies.

**Submittal Instructions**

The District reserves the right to request additional written or oral information to supplement any or all written proposals. Interviews with no more than 3 firms are anticipated. Firms are requested to provide a written proposal (10 copies) along with all required forms and supporting documentation, no later than 12:00 p.m. CST, Month, Day, Year. Proposals may be delivered to:

**Sue Rini, Executive Director  
Carol Stream Park District  
849 W. Lies Road  
Carol Stream, IL 60188**

Late proposals will not be accepted. Please clearly mark proposals “District Attorney Services Proposals” on the lower left corner of the envelope.

**Inquiries Should be Directed to:**

Sue Rini, Executive Director  
Carol Stream Park District  
849 W. Lies Road  
Carol Stream, IL 60188  
630-784-6194 or [suer@csparks.org](mailto:suer@csparks.org)

**Selection Process**

A Selection Committee will review all proposals. The recommendation of the Selection Committee will be subject to approval by the Carol Stream Park District Board of Commissioners.

Interviews may be conducted at the Park District’s discretion. Selected firms will be contacted and scheduled by the Park District Executive Director.

The proposed schedule for selection is as follows:

Release of Request for Proposals:	February __, 2024
Proposals due no later than 12:00 p.m. CDT:	March __, 2024
Selection Committee reviews proposals	March __, 2024
Interviews Begin	April __, 2024
District Board Approval:	May __, 2024 (*)

*\*Recommendation to the Board of Commissioners and contract award (representative firm must attend meeting.)*

**Contract: Insurance Requirements and Quality Assurance**

The Carol Stream Park District requires evidence of Professional Liability Insurance coverage.

**Required Submittal Responses**

- The resumes of each attorney and support staff in the firm who would be assigned to work with the District. The person appointed to be the principal contact must be designated and available to be interviewed before proposal acceptance. (Attachment 'A' will reflect the criteria used for evaluation and interview)
- Proposals should also include a brief history and description of the firm (years in business, type of ownership, size of firm, professional affiliations and mission/vision); and the nature of the firm's previous and current experiences with park districts in the Chicago metropolitan area.
- A statement describing existing or potential conflicts of interests which may affect the firm's ability to represent the District should also be provided.
- Five (5) references which should include Illinois park districts and municipal clients with the primary contact of each client and current addresses and phone numbers.

Final contract for services rendered will be negotiated between the Carol Stream Park District and the selected firm that best meets the Park District's needs. Please include in the submission:

- Schedule of hourly rates (including weekend/holiday rates)
- Charges for services of paralegal, copying, computer research, travel and out-of-pocket expenses
- Fees for any additional or optional services
- Itemized list of fees per task, discipline
- Flat fee for specific project tasks (i.e. contract review)
- Client response policy

Creative proposals for alternative billing methods (other than entirely on the basis of hourly rates) by which the firm can provide effective legal services to the District on a more economical basis are welcomed and solicited.

Fees proposed in these submissions shall be valid for one year based on the District's fiscal year.

Firms may include other supporting documents for review not to exceed 20 pages. The entire proposal should not exceed 30 pages. All submittals shall be bound and on 8.5" x 11" paper. The contents of the proposal submitted by the successful firm will be referenced with any contract awarded as a result of this request for proposal.

**Request Additional Information**

The Park District reserves the right to request any further additional documentation that it deems necessary for the review and award process.

**Cancellation**

The Carol Stream Park District reserves the right to cancel this request for professional services at any time, to elect not to award the work listed, to reject any or all of the responses, to waive any informality or irregularity to any response received, is the sole judge of the merits of the respective responses received, and accepts no responsibility for the cost of proposal preparation.